



Spring 2019

Graduate Outcomes Research Report



Class of 2017-18 and Class of 2012-13



Fox Valley
TECHNICAL COLLEGE[®]
Knowledge That Works



79 programs

100% graduate employment

94%

**Graduate
 Employment**



61%

employed in-district
 5 years after graduation



OUR GRADS GET JOBS

80%

in a job
 related to training



Survey results from
 FVTC Class of 2017-18 (6 month) &
 FVTC Class of 2012-13 (5 year)

\$42,000

average wages after 6 months



\$53,000

average wages after 5 years

Table of Contents

Summary Findings, Data and Results	<i>i</i>
Graduate Outcomes Data Analysis	<i>ii</i>
Summary of Six-Month Graduate Outcomes	<i>iii</i>
Summary of Five-Year Graduate Outcomes	<i>iv</i>
Wisconsin TechConnect	<i>v</i>

Agriculture Programs

Agribusiness Agronomy Technician	1
Agribusiness Dairy Technician	2
Agribusiness Management Technician	3
Agri-Business/Science Technology	4
Agriculture Equipment Service Technician	5
Agriculture Power Equipment	6
Farm Business & Production Management	7
Farm Operation	8
Horticulture Technician	9
Horticulture/Landscape Specialist	10
Natural Resources Technician	11
Outdoor Power Equipment Technician	12
Precision Agriculture Technician	13
Wildland Fire Crew	**
Wildland Firefighter	14

Business Programs

Accounting	15
Accounting Assistant	16
Administrative Professional	17
Banking & Financial Services	18
Bookkeeper	18
Business Management	20
Business Operations	21
Digital Marketing	22
Human Resources	23
Management Development/Leadership Development	24
Marketing	25
Office Assistant	26
Paralegal	27
Receptionist	28
Supply Chain Management	29

Construction Programs

Construction Management Technology	30
Construction, Residential Building	31
Electricity	32
Wood Manufacturing Technology	33

General Studies Programs

Laboratory Science Assistant	34
Laboratory Science Technician	35
Professional Communications	36

Health Programs

Alcohol & Other Drug Abuse Associate	37
Dental Assistant	38
Dental Hygienist	39
Health Information Technology	40
Medical Assistant	41
Medical Coding Specialist	42

Nursing – Associate Degree	43
Nursing Assistant	44
Nursing, Practical	45
Occupational Therapy Assistant	46

Information Technology Programs

IT - Computer Support Specialist	47
IT - Help Desk Support Specialist	48
IT - Information Systems Security Specialist	49
IT - Network Specialist	50
IT - Network Systems Administration	51
IT - Software Developer	52
IT - Web Development & Design Specialist	53
Web Design	54

Manufacturing Programs

Automated Manufacturing Systems Technology	55
Electro-Mechanical Technology	56
Engineering Technology, Electrical	57
Engineering Technology, Electronic	58
Industrial Engineering Technology	59
Industrial Maintenance Mechanic	60
Machine Tool Technician	61
Manufacturing Engineering Technology	62
Mechanical CAD Drafting	63
Mechanical Design Technology	64
Quality Engineering Technology	65
Quality Technician	66
Safety Engineering Technology	67
Technical Studies-Journeyworker	68
Welding Technology, Industrial	69
Welding, Production	70
Welding/Metal Fab Technician	71
Welding/Metal Fabrication	72

Public Safety Programs

Criminal Justice - Law Enforcement 720 Academy	73
Criminal Justice Studies	74
Emergency Medical Technician	75
Emergency Medical Technician – Paramedic	76
Fire Protection Technician	77
Forensic Science	78
Security and Asset Protection	79

Service Programs

Baking & Pastry Production	80
Culinary Arts	81
Early Childhood Education	82
Event Management	83
Food Service Production	84

**Insufficient graduate outcomes information

Hospitality Management	85
Interior Design	86
Interior Design – Kitchen & Bath Design	87
Medical Administrative Professional.....	88
Medical Office Assistant	89
Therapeutic Massage	90

Transportation Programs

Aeronautics - Pilot Training	91
Aeronautics - Professional Pilot.....	92
Aircraft Electronics.....	93
Airframe & Powerplant Mechanics	94
Auto Collision Repair and Refinishing Technician.....	95
Automotive Maintenance & Light Repair Technician	96
Automotive Technician	97
Automotive Technician – Imports	98
Automotive Technology	99
Automotive Technology – Imports.....	100
Automotive Technology GM ASEP	101
Diesel Construction Equipment Service Tech (FABTECH) ..	102
Diesel Engine Service Technician (FABTECH)	103
Diesel Equipment Mechanic.....	104
Diesel Equipment Technology.....	105
Diesel Power Generation & Marine Svc Tech (FABTECH)	**
Truck Driving.....	106
Vehicle Refinishing & Repair Technology	107

Other Programs

Individualized Technical Studies	108
Broadcast Captioning (shared program)	**
Court Reporting (shared program)	**
Pharmacy Technician (shared program)	109
Wind Energy Technology (shared program)	110

Appendices

A – 6-month Graduate Outcomes Survey Form.....	111
B – 5-year Graduate Survey Form	112

2019 Graduate Outcomes Research Report

Summary Findings, Data and Results

This report provides a resource to monitor graduate employment success and job trends. Fox Valley Technical College (FVTC) surveys graduates six months after graduation and again five years later. Graduate data for the Classes of 2017-18 and 2012-13 are summarized in the following table.

SIX-MONTHS AND FIVE-YEARS AFTER GRADUATION

	Class of 2017-18		Class of 2012-13			
	6-Month		6-Month		5-Year	
Number of Degrees Awarded	3,095		2,724 ¹		2,768 ¹	
Distinct Count of Graduates	2,609		2,598		2,598	
Graduate Survey Responses	1,831	70%	1,872	72%	1,271	49%
Available for Employment	1,309	71%	1,418	76%	1,105	87%
Not in Labor Market	522	29%	454	24%	166	13%
Total Employed ²	1,234	94%	1,258	89%	1,086	98%
Seeking Employment	75	6%	160	11%	19	2%
Related Employment ³	992	80%	994	79%	788	73%
Unrelated Employment	242	20%	264	21%	298	27%
Employed in District	64%		66%		61%	
Average Yearly Salary ⁴	\$41,862		\$33,835		\$53,108	
Average Hourly Salary ⁴	\$20.13		\$16.27		\$25.53	

¹The class of 2012-13 had 44 additional credentials awarded after the six-month survey was conducted.

²The percent for Total Employed is based on the number of graduates available for employment, not the total number of degrees awarded.

³The percent for Related Employment is based on the number of graduates reporting degree-related career employment.

⁴Average salary is calculated for graduates employed in degree-related occupations working full-time (35 or more hours per week). These amounts include wages for graduates who entered a related job before enrolling at FVTC, while attending FVTC, or after graduation.

This report data reflects an individual graduate's unique employment experience and does not represent a guarantee of entry-level or future earnings in an occupational area. Employment success may be dependent upon a variety of factors such as a willingness to relocate, patience for an infrequent opening, and related job experience.

The 2019 research reports a **94.3% graduate employment rate**, which is similar to the 94.5% employment rate from last year (2016-17 graduates). The transportation and health care programs continue to have higher enrollments, graduates, and employment compared to most other program areas.

Also included in this report is the benchmark of 2012-13 graduates responding with an **average five-year salary increase of 57% to \$53,108 annually**, as compared to the initial six-month average annual salary of \$33,835 reported in 2013. These graduates value a Fox Valley Technical College (FVTC) education for both beginning a career and advancing in a career, and **96% would definitely recommend an FVTC education to others**.

Due to an increase in the number of career pathways FVTC offers, many students are graduating with multiple credentials. In the Graduate Outcomes Research Report, graduates completing multiple programs in an academic year are counted under the highest-level program only to manage data accuracy. For example, a student completing the Receptionist, Office Assistant, and Administrative Professional programs in 2017-18 is only included in the statistics for the Administrative Professional Associate Degree.

Published By:

Fox Valley Technical College, Division of College Effectiveness, Research & Development Department. March 2019.

Contact: Laura Waurio, College Research Manager, at waurio@fvtc.edu

Report available online: www.fvtc.edu/GraduateEmployment

2017-18 Graduate Outcomes Data Analysis

In 2017-18, FVTC awarded degrees and diplomas in **118** different program areas.

79 programs experienced **100%** graduate employment.

25 of these programs had 100% of employed graduates working in **degree-related jobs**.*

The programs included in this report demonstrate the wide variety of occupational opportunities in the FVTC region and beyond. Graduates are attracted to these opportunities and are pleased with their educational experience.

2017-18 graduates' satisfaction with FVTC

62% Very Satisfied
36% Satisfied
2% Less Than Satisfied

2017-18 graduates' reasons for attending FVTC

72% Job or career-related reasons
14% Preparing for further education
14% Personal or other

Programs with consistently high enrollments and a high number of graduates from year-to-year are shorter term programs of Nursing Assistant (3-18 weeks) and Truck Driving (10-12 weeks). Students in these programs are able to complete their training quickly for available jobs. Most FVTC programs require one to two years of study by design, which is often extended due to the multiple personal demands faced by the FVTC student population. Although the number of graduates varies widely by program capacity and demand, many graduates who reported being employed found jobs related to their field of study with some examples listed below.

FVTC Program Employment Trends in Related Occupations – Six Months After Graduation

FVTC Programs	Number Graduates	Responses	Response Percent	Percent Employed	Percent Related**
Truck Driving	130	81	62%	93%	93%
Practical Nursing	113	102	90%	100%	97%
Criminal Justice Studies	83	63	76%	90%	72%
Business Management	78	52	67%	95%	63%
Nursing - Associate Degree	70	57	81%	98%	98%
Medical Assistant	44	34	77%	100%	97%
Early Childhood Education	41	31	76%	100%	96%
Accounting	39	28	72%	95%	81%
Diesel Equipment Mechanic	37	26	70%	100%	100%
Dental Assistant	31	18	58%	100%	87%

**Of those who reported being employed, the percentage who are employed in an occupation relating to the academic program.

The next section highlights summary findings and is followed by individual program results. Each program includes six-month and five-year research results, with additional information provided on the number of jobs listed by employers in the Wisconsin TechConnect employment information system.

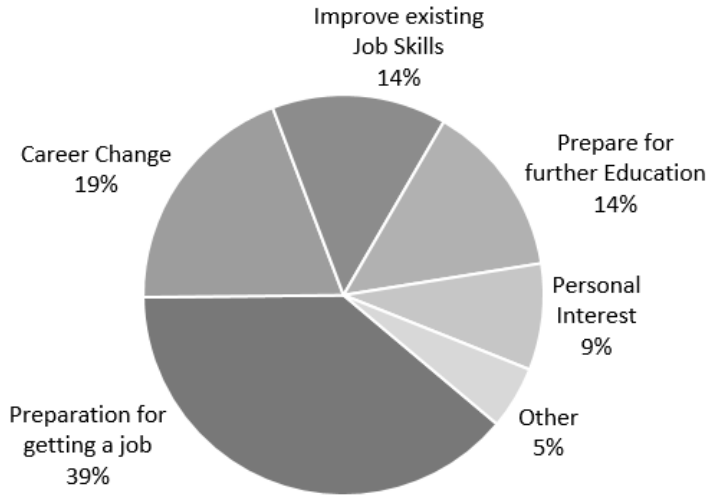
Acknowledgement

Survey research was conducted and compiled by Kerri Kohls, Research Specialist; Laura Waurio, College Research Manager; and student workers Brandi, Maria, Kristin, and Heidi. Special recognition and appreciation are extended to them for their diligent data collection, detailed calculations and informational survey results of over 5,000 graduates.

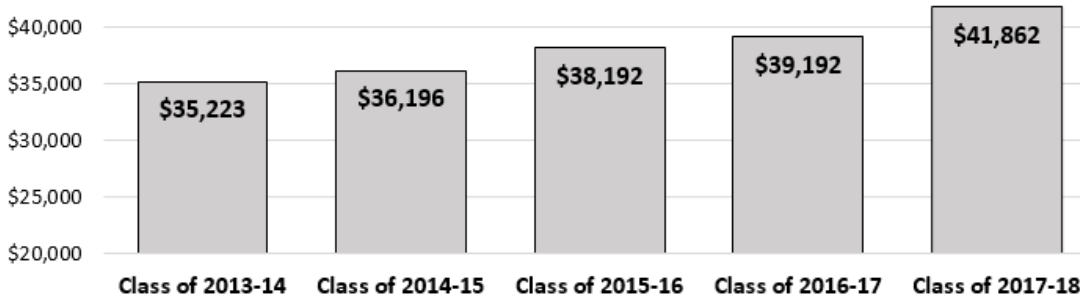
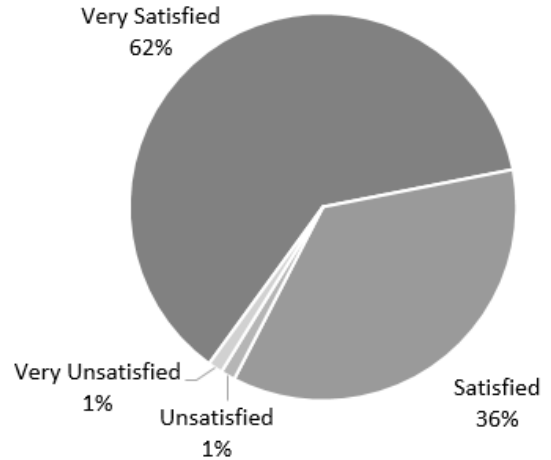
*The 79 programs with 100% of employed graduates working in degree-related jobs includes discontinued programs not detailed in this report.

Summary of Six-Month Graduate Outcomes

Graduates' Primary Reason for Attending Six-Month Outcomes

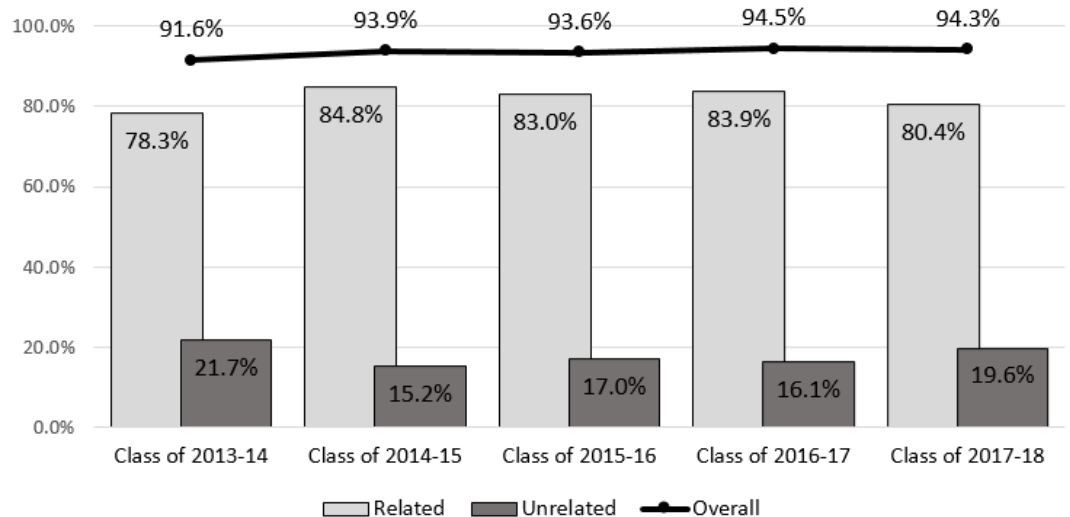


98% Satisfaction with Education Six-Month Outcomes



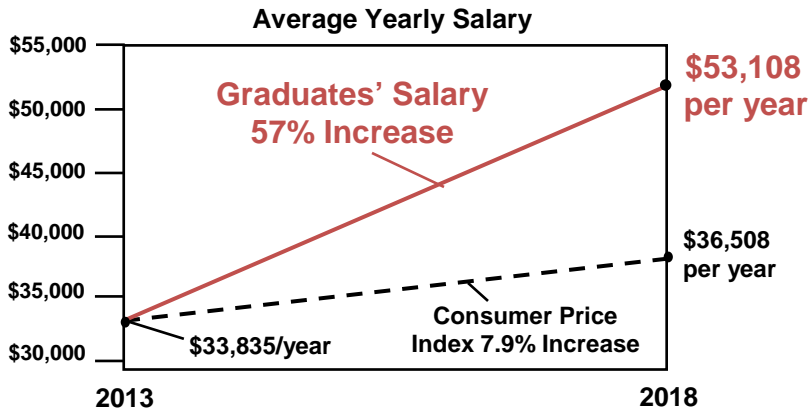
Graduates' Average Yearly Salary Six-Month Outcomes

Percent of Graduates Employed Six Months After Graduation



Summary of Five-Year Graduate Outcomes

Class of 2012-13 Average Salary Increase

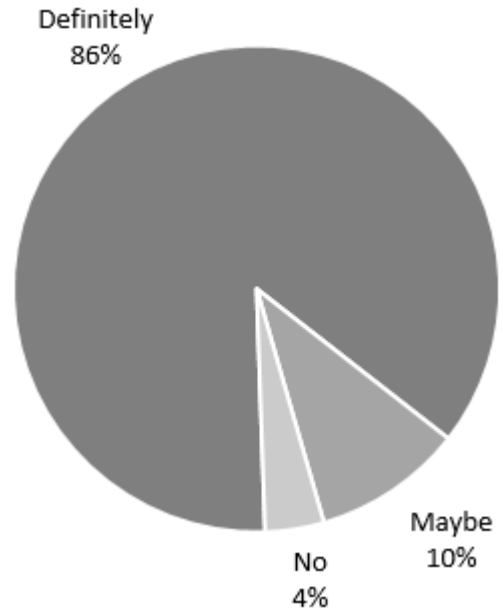


The 2012-13 graduates' average salary was 33,835 six months after graduation. Average salary is calculated for graduates employed in degree-related occupations working fulltime (35 or more hours per week).

In 2018, their average annual salary was \$53,108, which was an increase of \$19,273 or 57%. If their salary increase would have been based on the Consumer Price Index, their average salary would have increased to \$36,508 or 7.9%.

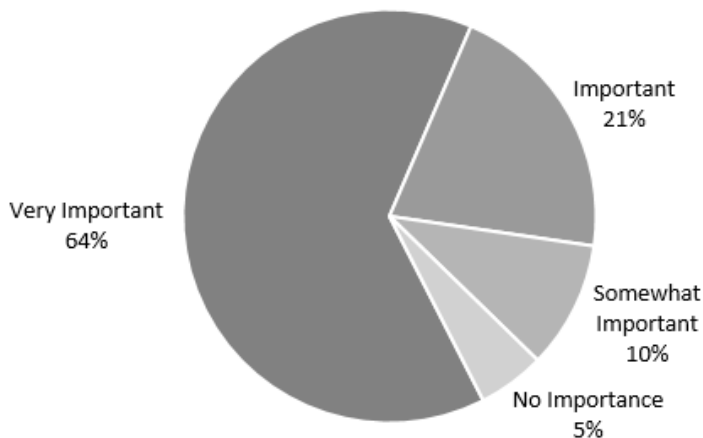
Source: Consumer Price Index for Urban Areas (CPIU) as reported by U.S. Dept. of Labor Monthly Report, Bureau of Labor Statistics.

96% Would Recommend FVTC to Others Five-Year Outcomes



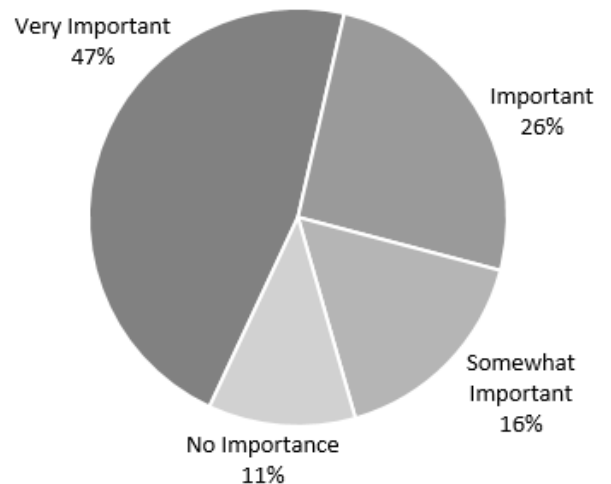
95% Would Rate Technical Education Important in Beginning of Career

Five-Year Outcomes



89% Would Rate Technical Education Important in Career Advancement

Five-Year Outcomes

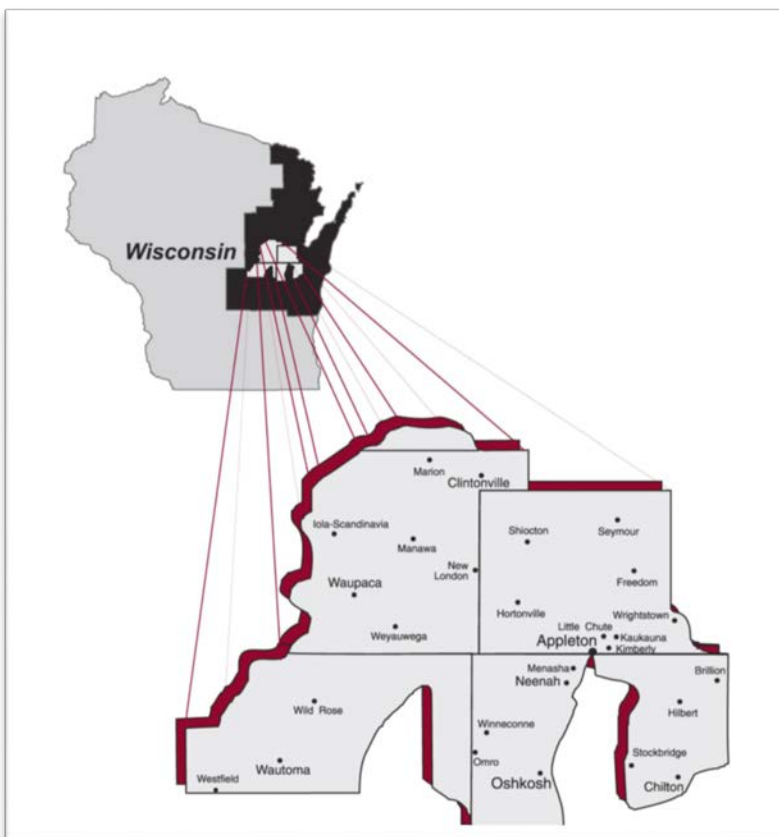


Wisconsin TechConnect



Wisconsin TechConnect is Fox Valley Technical College's online job posting website for students and graduates. This employment information system is a collaborative effort among the 16 Wisconsin Technical Colleges.

The job openings listed in this report reflect job opportunities that were posted on Wisconsin TechConnect and are located in the **FVTC District** and the **New North Region**.



New North Region

Brown, Calumet, Door, Florence, Fond du Lac, Green Lake, Kewaunee, Manitowoc, Marinette, Marquette, Menominee, Oconto, Outagamie, Shawano, Sheboygan, Waupaca, Waushara and Winnebago counties

Fox Valley Technical College District

Calumet, Outagamie, Waupaca, Waushara and Winnebago counties

Contact FVTC Employment Connections to learn how you can use Wisconsin TechConnect to research the employment opportunities in program areas.

Visit www.fvtc.edu/employment-connections for additional information on our services.

Appleton Campus
Room E135
920-735-Jobs(5627)

Oshkosh Riverside Campus
Main Office
920-231-Jobs(5627)

Agriculture Programs

Programs with **100%** graduate employment:



- Agribusiness Agronomy Technician
- Agribusiness Dairy Technician
- Agriculture Equipment Service Technician
- Agriculture Power Equipment
- Farm Business & Production Management
- Farm Operation
- Horticulture Technician
- Horticulture/Landscape Specialist
- Precision Agriculture Technician
- Wildland Firefighter

	Classes of 2016, 2017 & 2018 6 months after graduation		Classes of 2011, 2012 & 2013 5 years after graduation	
	Average Hourly Rate	Average Annual Wage	Average Hourly Rate	Average Annual Wage
Agribusiness Agronomy Technician	\$18.15	\$37,750	-	-
Agribusiness Dairy Technician	\$13.67	\$28,427	-	-
Agribusiness Management Techn	\$11.67	\$24,280	-	-
Agri-Business/Science Technology	\$16.18	\$33,660	\$26.52	\$55,159
Ag. Equipment Service Technician	\$16.86	\$35,066	-	-
Agriculture Power Equipment	\$14.92	\$31,027	\$19.45	\$40,455
Farm Business & Production Mgt	\$24.04	\$50,000	-	-
Farm Operation	\$13.51	\$28,091	\$18.93	\$39,371
Horticulture Technician	-	-	\$15.31	\$31,850
Horticulture/Landscape Specialist	\$14.57	\$30,312	-	-
Natural Resources Technician	\$16.33	\$33,970	\$19.97	\$41,544
Outdoor Power Equipment Techn	\$12.85	\$26,728	\$18.43	\$38,331
Precision Agriculture Technician	\$18.21	\$37,880	-	-
Wildland Fire Crew	\$15.42	\$32,080	-	-
Wildland Firefighter	\$13.28	\$27,617	-	-

\$24,280 - \$50,000

average salary range
of a graduate
6 months after graduation



\$31,850 - \$55,159

average salary range
of a graduate
5 years after graduation

Agribusiness Agronomy Technician

310064
Technical Diploma

	Class of 2018 6 Months After Graduation	<i>Class of 2013 6 Months After Graduation</i>	<i>Class of 2013 5 Years After Graduation</i>
Total Number of Graduates	3		
Number Responding	3		
Total Employed	1		
Percent Employed***	100%		
Related Employment	1		
Unrelated Employment	-		
Seeking Employment	-		This program had
Not in Labor Market/Student	2		no graduates in 2012-13.
Employed in the District	1 of 1		
Median Annual Salary	-		
Average Annual Salary	-		
Range of Annual Salary	-		
Average Hourly Rate	-		
Average Hours Per Week	-		
Employed Full Time	1		
Employed Part Time	-		
Range of Hours Per Week	60		

*** of those available for employment (number responding minus those not in the labor market)
() = number of graduates responding

Note: The Agribusiness Agronomy Technician program is embedded in the Agri-Business/Science Technology Associate Degree. Graduates are reported under the highest award obtained.

Actual positions held by 2018 graduates:

Commodities Assistant, Fox River Valley Ethanol, Oshkosh, WI

Salary and work hours are computed from records of respondents working 35 or more hours per week in a job related to their training. Graduates completing multiple programs in the same academic year are counted under the highest-level award only.

Agribusiness Dairy Technician

310065
Technical Diploma

	Class of 2018 6 Months After Graduation	<i>Class of 2013 6 Months After Graduation</i>	<i>Class of 2013 5 Years After Graduation</i>
Total Number of Graduates	6		
Number Responding	6		
Total Employed	4		
Percent Employed***	100%		
Related Employment	3		
Unrelated Employment	1		
Seeking Employment	-		
Not in Labor Market/Student	2		This program had no graduates in 2012-13.
Employed in the District	1 of 4		
Median Annual Salary	-		
Average Annual Salary	-		
Range of Annual Salary	-		
Average Hourly Rate	-		
Average Hours Per Week	-		
Employed Full Time	2		
Employed Part Time	1		
Range of Hours Per Week	50 - 60		

*** of those available for employment (number responding minus those not in the labor market)
() = number of graduates responding

Note: The Agribusiness Dairy Technician program is embedded in the Agri-Business/Science Technology Associate Degree. Graduates are reported under the highest award obtained.

Job listed in Wisconsin TechConnect	Full-time	Part-time
FVTC District (5 counties):	3	6
New North (FVTC 5 counties + 13 Northeast WI counties):	4	7
Wisconsin:	4	12

Actual positions held by 2018 graduates:

Employee Resources, Strutz Farm Inc., Two Rivers, WI
Herdsman, Woodlawn Farm, Mayville, WI

Salary and work hours are computed from records of respondents working 35 or more hours per week in a job related to their training. Graduates completing multiple programs in the same academic year are counted under the highest-level award only.

Agribusiness Management Technician

310066
Technical Diploma

	<i>Class of 2018 6 Months After Graduation</i>	<i>Class of 2013 6 Months After Graduation</i>	<i>Class of 2013 5 Years After Graduation</i>
Total Number of Graduates	1		
Number Responding	1		
Total Employed	-		
Percent Employed***	-		
Related Employment	-		
Unrelated Employment	-		
Seeking Employment	-		
Not in Labor Market/Student	1		This program had no graduates in 2012-13.
Employed in the District	-		
Median Annual Salary	-		
Average Annual Salary	-		
Range of Annual Salary	-		
Average Hourly Rate	-		
Average Hours Per Week	-		
Employed Full Time	-		
Employed Part Time	-		
Range of Hours Per Week	-		

*** of those available for employment (number responding minus those not in the labor market)
() = number of graduates responding

Note: The Agribusiness Management Technician program is embedded in the Agri-Business/Science Technology Associate Degree. Graduates are reported under the highest award obtained.

Job listed in Wisconsin TechConnect	Full-time	Part-time
FVTC District (5 counties):	2	0
New North (FVTC 5 counties + 13 Northeast WI counties):	2	0
Wisconsin:	2	0

Salary and work hours are computed from records of respondents working 35 or more hours per week in a job related to their training. Graduates completing multiple programs in the same academic year are counted under the highest-level award only.

Agri-Business/Science Technology

100062

Associate in Applied Science Degree

	Class of 2018 6 Months After Graduation	Class of 2013 6 Months After Graduation	Class of 2013 5 Years After Graduation
Total Number of Graduates	38	9	9
Number Responding	32	8	9
Total Employed	29	7	9
Percent Employed***	97%	100%	100%
Related Employment	26	6	6
Unrelated Employment	3	1	3
Seeking Employment	1	-	-
Not in Labor Market/Student	2	1	-
Employed in the District	8 of 29	2 of 7	3 of 9
Median Annual Salary	35,180	29,120	-
Average Annual Salary	35,638 (20)	32,589 (5)	59,000 (3)
Range of Annual Salary	14,000 - 55,000	20,800 - 52,000	57,000 - 60,000
Average Hourly Rate	17.13 (20)	15.67 (5)	28.37 (3)
Average Hours Per Week	50 (23)	56 (6)	48 (4)
Employed Full Time	23	6	4
Employed Part Time	3	-	2
Range of Hours Per Week	35 - 80	42 - 80	45 - 50

*** of those available for employment (number responding minus those not in the labor market)
() = number of graduates responding

Note: Similar job postings can be found under the Agribusiness Agronomy Technician, Agribusiness Dairy Technician, and Agribusiness Management Technical Diploma programs.

Job listed in Wisconsin TechConnect	Full-time	Part-time
FVTC District (5 counties):	5	2
New North (FVTC 5 counties + 13 Northeast WI counties):	14	3
Wisconsin:	34	27

Actual positions held by 2018 graduates:

- Ag. Operations Technology Specialist, Countryside Cooperative, Ellsworth, WI
- Agronomist, New Ag Services, Hortonville, WI
- AgSource Solutions Representative, AgSource Cooperative Services, Verona, WI
- Applicator, CHS Larsen Cooperative, Readfield, WI
- Calf Manager, Bella-Dew Recipients, De Pere, WI
- Custom Applicator, Country Visions Cooperative, Wrightstown, WI
- Distribution Specialist, STgenetics, Fond du Lac, WI
- Equipment Salesmen, Waupun Equipment Co., Waupun/ Watertown, WI
- Farm Hand, Averbeck Custom Farming, Oshkosh, WI
- Farm Hand, Schley Farms, Fox Lake, WI
- Farmer, Jones Dairy Farm, Green Lake, WI
- Grain Operations, CHS Larsen Cooperative, Center Valley, WI
- Inside Sales, Koss Industrial Inc., Green Bay, WI
- Lab Technician, STgenetics, Fond du Lac, WI
- Laboratory Specialist, NorthStar Cooperative, Kaukauna, WI
- Nutrient Management Specialist, United Cooperative, Shawano, WI
- Parlor & Employee Manager, East Krok Dairy, Kewaunee, WI
- Precision Agronomist, Jaster's Ag Supply, Kingston, WI
- Quality Control in Human Resources, Rockland Dairy, Random Lake, WI
- Receptionist, Service Motor Company, Dale, WI
- Retail Store Clerk, Simon's Specialty Cheese, Little Chute, WI
- Sales Agronomist, Country Visions Cooperative, Chilton, WI
- Yield Point Specialist, CHS Larsen Cooperative, Larsen, WI

Salary and work hours are computed from records of respondents working 35 or more hours per week in a job related to their training. Graduates completing multiple programs in the same academic year are counted under the highest-level award only.

Agriculture Equipment Service Technician

310705
 Technical Diploma
 Formerly: 310032

	Class of 2018 6 Months After Graduation	Class of 2013 6 Months After Graduation	Class of 2013 5 Years After Graduation
Total Number of Graduates	13	6	6
Number Responding	7	6	3
Total Employed	7	5	3
Percent Employed***	100%	100%	100%
Related Employment	6	5	2
Unrelated Employment	1	-	1
Seeking Employment	-	-	-
Not in Labor Market/Student	-	1	-
Employed in the District	1 of 7	3 of 5	2 of 3
Median Annual Salary	-	-	-
Average Annual Salary	36,933 (3)	-	-
Range of Annual Salary	20,800 - 51,000	-	-
Average Hourly Rate	17.76 (3)	-	-
Average Hours Per Week	50 (4)	58 (4)	-
Employed Full Time	4	4	1
Employed Part Time	2	1	1
Range of Hours Per Week	45 - 60	40 - 80	55

*** of those available for employment (number responding minus those not in the labor market)
 () = number of graduates responding

Actual positions held by 2018 graduates:

Farm Manager, Ries Farms, Lomira, WI
 Mechanic, City of Greenlake, Greenlake, WI
 Service Technician, Caroline Implement, Marion, WI

Salary and work hours are computed from records of respondents working 35 or more hours per week in a job related to their training. Graduates completing multiple programs in the same academic year are counted under the highest-level award only.

Agriculture Power Equipment

100702

Associate in Applied Science Degree

Formerly: 100032

	<i>Class of 2018 6 Months After Graduation</i>	<i>Class of 2013 6 Months After Graduation</i>	<i>Class of 2013 5 Years After Graduation</i>
Total Number of Graduates	1	10	10
Number Responding	1	8	6
Total Employed	1	7	6
Percent Employed***	100%	88%	100%
Related Employment	1	7	6
Unrelated Employment	-	-	-
Seeking Employment	-	1	-
Not in Labor Market/Student	-	-	-
Employed in the District	-	1 of 7	2 of 6
Median Annual Salary	-	28,080	39,000
Average Annual Salary	-	28,823 (7)	40,300 (4)
Range of Annual Salary	-	24,960 - 34,320	33,280 - 49,920
Average Hourly Rate	-	13.86 (7)	19.38 (4)
Average Hours Per Week	-	50 (7)	51 (6)
Employed Full Time	1	7	6
Employed Part Time	-	-	-
Range of Hours Per Week	55	40 - 62	45 - 70

*** of those available for employment (number responding minus those not in the labor market)

() = number of graduates responding

Note: Salaries include commission but exclude bonuses or product discounts associated with sales positions.

Actual positions held by 2018 graduates:

Salesman, R&M Motors, Berlin, WI

Salary and work hours are computed from records of respondents working 35 or more hours per week in a job related to their training. Graduates completing multiple programs in the same academic year are counted under the highest-level award only.

Farm Business & Production Management

300901
Technical Diploma

	<i>Class of 2018 6 Months After Graduation</i>	<i>Class of 2013 6 Months After Graduation</i>	<i>Class of 2013 5 Years After Graduation</i>
Total Number of Graduates	2	1	1
Number Responding	1	1	1
Total Employed	1	1	1
Percent Employed***	100%	100%	100%
Related Employment	1	1	1
Unrelated Employment	-	-	-
Seeking Employment	-	-	-
Not in Labor Market/Student	-	-	-
Employed in the District	1 of 1	1 of 1	1 of 1
Median Annual Salary	-	-	-
Average Annual Salary	-	-	-
Range of Annual Salary	-	-	-
Average Hourly Rate	-	-	-
Average Hours Per Week	-	-	-
Employed Full Time	1	1	1
Employed Part Time	-	-	-
Range of Hours Per Week	60	70	80

*** of those available for employment (number responding minus those not in the labor market)
() = number of graduates responding

Note: Most farmers own their own farms. Their salary cannot be determined from the survey.

Job listed in Wisconsin TechConnect	Full-time	Part-time
FVTC District (5 counties):	3	0
New North (FVTC 5 counties + 13 Northeast WI counties):	6	1
Wisconsin:	13	2

Actual positions held by 2018 graduates:

Owner/Operator, Pigeon River Farm, Clintonville, WI

Salary and work hours are computed from records of respondents working 35 or more hours per week in a job related to their training. Graduates completing multiple programs in the same academic year are counted under the highest-level award only.

Farm Operation

310804
Technical Diploma

	Class of 2018 6 Months After Graduation	Class of 2013 6 Months After Graduation	Class of 2013 5 Years After Graduation
Total Number of Graduates	6	10	10
Number Responding	5	9	6
Total Employed	5	8	6
Percent Employed***	100%	100%	100%
Related Employment	5	8	4
Unrelated Employment	-	-	2
Seeking Employment	-	-	-
Not in Labor Market/Student	-	1	-
Employed in the District	2 of 5	1 of 8	2 of 6
Median Annual Salary	33,280	20,800	-
Average Annual Salary	32,640 (4)	21,960 (7)	-
Range of Annual Salary	24,000 - 40,000	15,600 - 31,200	-
Average Hourly Rate	15.69 (4)	10.56 (7)	-
Average Hours Per Week	65 (4)	64 (8)	-
Employed Full Time	4	8	1
Employed Part Time	1	-	3
Range of Hours Per Week	45 - 80	40 - 80	65

*** of those available for employment (number responding minus those not in the labor market)
() = number of graduates responding

Job listed in Wisconsin TechConnect	Full-time	Part-time
FVTC District (5 counties):	12	1
New North (FVTC 5 counties + 13 Northeast WI counties):	14	2
Wisconsin:	27	17

Actual positions held by 2018 graduates:

Dairy Farmer / Custom Harvest Worker, Dale Twardokus, Mayville, WI
 Dairy Farmer, Lemke Farms LLC, Black Creek, WI
 Farmer, Twardokus Farms, Mayville, WI
 Milk Truck Driver, Seymour Colostrum LLC, Seymour, WI

Salary and work hours are computed from records of respondents working 35 or more hours per week in a job related to their training. Graduates completing multiple programs in the same academic year are counted under the highest-level award only.

Horticulture Technician

310011
Technical Diploma

	Class of 2018 6 Months After Graduation	Class of 2013 6 Months After Graduation	Class of 2013 5 Years After Graduation
Total Number of Graduates	22	37	37
Number Responding	18	30	32
Total Employed	5	6	10
Percent Employed***	100%	86%	100%
Related Employment	5	6	5
Unrelated Employment	-	-	5
Seeking Employment	-	1	-
Not in Labor Market/Student	13	23	22
Employed in the District	4 of 5	6 of 6	7 of 10
Median Annual Salary	-	-	25,740
Average Annual Salary	-	25,307 (3)	26,650 (4)
Range of Annual Salary	-	21,840 - 27,040	20,800 - 34,320
Average Hourly Rate	-	12.17 (3)	12.81 (4)
Average Hours Per Week	40 (3)	42 (3)	40 (4)
Employed Full Time	3	3	4
Employed Part Time	2	3	1
Range of Hours Per Week	40 - 40	36 - 50	35 - 45

*** of those available for employment (number responding minus those not in the labor market)
() = number of graduates responding

Job listed in Wisconsin TechConnect	Full-time	Part-time
FVTC District (5 counties):	22	11
New North (FVTC 5 counties + 13 Northeast WI counties):	37	19
Wisconsin:	43	23

Actual positions held by 2018 graduates:

Co-team Leader, Memorial Florists, Appleton, WI
Landscape Worker, Greenleaf Landscaping and Gardens, Greenleaf, WI
Plant Health Care Coordinator, Ranger Services Inc., Appleton, WI

Salary and work hours are computed from records of respondents working 35 or more hours per week in a job related to their training.
Graduates completing multiple programs in the same academic year are counted under the highest-level award only.

Horticulture/Landscape Specialist

320012
Technical Diploma

	Class of 2018 6 Months After Graduation	Class of 2013 6 Months After Graduation	Class of 2013 5 Years After Graduation
Total Number of Graduates	2		
Number Responding	2		
Total Employed	2		
Percent Employed***	100%		
Related Employment	1		
Unrelated Employment	1		
Seeking Employment	-		
Not in Labor Market/Student	-		
Employed in the District	1 of 2		
Median Annual Salary	-		
Average Annual Salary	-		
Range of Annual Salary	-		
Average Hourly Rate	-		
Average Hours Per Week	-		
Employed Full Time	1		
Employed Part Time	-		
Range of Hours Per Week	40		

This program had
no graduates in 2012-13.

*** of those available for employment (number responding minus those not in the labor market)
() = number of graduates responding

Job listed in Wisconsin TechConnect	Full-time	Part-time
FVTC District (5 counties):	64	11
New North (FVTC 5 counties + 13 Northeast WI counties):	64	11
Wisconsin:	67	13

Actual positions held by 2018 graduates:

Greenhouse Manager, Glacial Stone Nursery LLC, Leopolis, WI

Salary and work hours are computed from records of respondents working 35 or more hours per week in a job related to their training. Graduates completing multiple programs in the same academic year are counted under the highest-level award only.

Natural Resources Technician

100571

Associate in Applied Science Degree

	Class of 2018 6 Months After Graduation	Class of 2013 6 Months After Graduation	Class of 2013 5 Years After Graduation
Total Number of Graduates	37	29	29
Number Responding	22	20	10
Total Employed	15	16	9
Percent Employed***	83%	94%	100%
Related Employment	13	11	5
Unrelated Employment	2	5	4
Seeking Employment	3	1	-
Not in Labor Market/Student	4	3	1
Employed in the District	5 of 15	6 of 16	3 of 9
Median Annual Salary	40,560	35,006	38,500
Average Annual Salary	38,799 (12)	35,051 (7)	40,250 (4)
Range of Annual Salary	29,120 - 49,920	23,920 - 48,000	34,000 - 50,000
Average Hourly Rate	18.65 (12)	16.85 (7)	19.35 (4)
Average Hours Per Week	43 (13)	44 (10)	40 (4)
Employed Full Time	13	10	4
Employed Part Time	-	1	1
Range of Hours Per Week	40 - 70	40 - 60	40 - 40

*** of those available for employment (number responding minus those not in the labor market)
() = number of graduates responding

Job listed in Wisconsin TechConnect	Full-time	Part-time
FVTC District (5 counties):	14	6
New North (FVTC 5 counties + 13 Northeast WI counties):	16	13
Wisconsin:	60	23

Actual positions held by 2018 graduates:

Athletic Field Maintenance, Oshkosh School District, Oshkosh, WI
 Forestry Technician, Wisconsin Department of Natural Resource, Wisconsin Rapids, WI
 Grounds Worker, Heidel House Resort and Spa, Green Lake, WI
 Habitat Restoration, Applied Ecological Services, West Allis, WI
 Lawn Care Specialist, Naturescape, Fond du Lac, WI
 Restoration Ecologist (seasonal), NES Ecological Services, Neenah, WI
 Waste Water Operator, Tyson Foods, New London, WI
 Wastewater Operator, Green Bay Metropolitan Sewage District, Green Bay, WI
 Wastewater Operator, Ripon Wastewater Treatment Facility, Ripon, WI
 Water Operator, City of Weyauwega, Weyauwega, WI
 Water Treatment Operator, Baker Cheese, St. Cloud, WI

Salary and work hours are computed from records of respondents working 35 or more hours per week in a job related to their training.
 Graduates completing multiple programs in the same academic year are counted under the highest-level award only.

Outdoor Power Equipment Technician

314613
Technical Diploma

	Class of 2018 6 Months After Graduation	Class of 2013 6 Months After Graduation	Class of 2013 5 Years After Graduation
Total Number of Graduates	12	12	12
Number Responding	9	9	9
Total Employed	8	6	4
Percent Employed***	89%	86%	100%
Related Employment	8	3	4
Unrelated Employment	-	3	-
Seeking Employment	1	1	-
Not in Labor Market/Student	-	2	5
Employed in the District	3 of 8	4 of 6	4 of 4
Median Annual Salary	25,324	-	-
Average Annual Salary	25,662 (4)	-	-
Range of Annual Salary	24,960 - 27,040	-	-
Average Hourly Rate	12.34 (4)	-	-
Average Hours Per Week	42 (4)	-	-
Employed Full Time	4	1	2
Employed Part Time	4	2	2
Range of Hours Per Week	40 - 45	40	40 - 40

*** of those available for employment (number responding minus those not in the labor market)
() = number of graduates responding

Job listed in Wisconsin TechConnect	Full-time	Part-time
FVTC District (5 counties):	20	13
New North (FVTC 5 counties + 13 Northeast WI counties):	24	14
Wisconsin:	45	26

Actual positions held by 2018 graduates:

- Mechanic, Barton Small Engine, West Bend, WI
- Mechanic, Feldmann's Sales and Service, Howards Grove, WI
- Service Technician, Kitz & Pfeil, Appleton, WI
- Small Engine Technician, The Power Center, Seymour, WI

Salary and work hours are computed from records of respondents working 35 or more hours per week in a job related to their training. Graduates completing multiple programs in the same academic year are counted under the highest-level award only.

Precision Agriculture Technician

310067
Technical Diploma

	Class of 2018 6 Months After Graduation	Class of 2013 6 Months After Graduation	Class of 2013 5 Years After Graduation
Total Number of Graduates	3		
Number Responding	3		
Total Employed	3		
Percent Employed***	100%		
Related Employment	3		
Unrelated Employment	-		
Seeking Employment	-		
Not in Labor Market/Student	-		
Employed in the District	1 of 3		
Median Annual Salary	-		
Average Annual Salary	38,720 (3)		
Range of Annual Salary	24,960 - 60,000		
Average Hourly Rate	18.62 (3)		
Average Hours Per Week	65 (3)		
Employed Full Time	3		
Employed Part Time	-		
Range of Hours Per Week	60 - 70		

This program had
no graduates in 2012-13.

*** of those available for employment (number responding minus those not in the labor market)
() = number of graduates responding

Job listed in Wisconsin TechConnect	Full-time	Part-time
FVTC District (5 counties):	3	10
New North (FVTC 5 counties + 13 Northeast WI counties):	4	10
Wisconsin:	6	15

Actual positions held by 2018 graduates:

General Farm Laborer, Juchta Farms, Coleman, WI
Head Agronomy, Lauer Farms, Wautoma, WI
Precision Technician, Paradise Farms, Almond, WI

Salary and work hours are computed from records of respondents working 35 or more hours per week in a job related to their training.
Graduates completing multiple programs in the same academic year are counted under the highest-level award only.

Wildland Firefighter

100581

Associate in Applied Science Degree

	<i>Class of 2018 6 Months After Graduation</i>	<i>Class of 2013 6 Months After Graduation</i>	<i>Class of 2013 5 Years After Graduation</i>
Total Number of Graduates	4	3	3
Number Responding	4	3	-
Total Employed	4	1	-
Percent Employed***	100%	50%	-
Related Employment	4	1	-
Unrelated Employment	-	-	-
Seeking Employment	-	1	-
Not in Labor Market/Student	-	1	-
Employed in the District	-	-	-
Median Annual Salary	29,848	-	-
Average Annual Salary	29,780 (4)	-	-
Range of Annual Salary	26,146 - 33,280	-	-
Average Hourly Rate	14.32 (4)	-	-
Average Hours Per Week	54 (4)	-	-
Employed Full Time	4	1	-
Employed Part Time	-	-	-
Range of Hours Per Week	40 - 80	56	-

*** of those available for employment (number responding minus those not in the labor market)
 () = number of graduates responding

Actual positions held by 2018 graduates:

Hotshot Crewmember, Midewin Interagency Hotshot Crew, Wilmington, IL
 Wildland Firefighter/Engine Crewmember, U.S. Forest Service, Glenwood, NM
 Wildland Firefighter/Forestry Technician, U.S. Forest Service, Swan Valley, ID

Salary and work hours are computed from records of respondents working 35 or more hours per week in a job related to their training. Graduates completing multiple programs in the same academic year are counted under the highest-level award only.

Business Programs

Programs with **100%** graduate employment:



- Accounting Assistant
- Administrative Professional
- Banking & Financial Services
- Bookkeeper
- Digital Marketing
- Marketing
- Paralegal

	Classes of 2016, 2017 & 2018 6 months after graduation		Classes of 2011, 2012 & 2013 5 years after graduation	
	Average Hourly Rate	Average Annual Wage	Average Hourly Rate	Average Annual Wage
Accounting	\$17.59	\$36,590	\$21.23	\$44,168
Accounting Assistant	\$15.00	\$31,200	\$20.58	\$42,799
Administrative Professional	\$14.83	\$30,841	\$18.97	\$39,452
Banking & Financial Services	\$16.68	\$34,699	\$18.43	\$38,324
Business Management	\$21.14	\$43,976	\$25.23	\$52,478
Human Resources	\$18.14	\$37,725	\$25.27	\$52,565
Management Development	\$28.29	\$58,847	\$31.73	\$66,008
Marketing	\$17.74	\$36,902	\$25.06	\$52,116
Office Assistant	\$13.52	\$28,112	\$15.68	\$32,610
Paralegal	\$16.56	\$34,442	-	-
Supply Chain Management	\$26.54	\$55,194	-	-

\$28,112 - \$58,847
average salary range
of a graduate
6 months after graduation



\$32,610 - \$66,008
average salary range
of a graduate
5 years after graduation

Accounting

101011

Associate in Applied Science Degree

	Class of 2018 6 Months After Graduation	Class of 2013 6 Months After Graduation	Class of 2013 5 Years After Graduation
Total Number of Graduates	39	44	44
Number Responding	28	36	26
Total Employed	21	27	23
Percent Employed***	95%	82%	96%
Related Employment	17	17	16
Unrelated Employment	4	10	7
Seeking Employment	1	6	1
Not in Labor Market/Student	6	3	2
Employed in the District	19 of 21	22 of 27	17 of 23
Median Annual Salary	39,520	30,680	40,000
Average Annual Salary	41,960 (13)	31,314 (10)	45,934 (11)
Range of Annual Salary	31,200 - 61,500	23,920 - 39,000	30,680 - 80,000
Average Hourly Rate	20.17 (13)	15.05 (10)	22.08 (11)
Average Hours Per Week	42 (13)	41 (13)	43 (12)
Employed Full Time	13	13	12
Employed Part Time	4	4	4
Range of Hours Per Week	35 - 50	36 - 55	40 - 55

*** of those available for employment (number responding minus those not in the labor market)
() = number of graduates responding

Note: Similar job postings can be found under the Accounting Assistant and Bookkeeper Technical Diploma programs.

Job listed in Wisconsin TechConnect	Full-time	Part-time
FVTC District (5 counties):	219	87
New North (FVTC 5 counties + 13 Northeast WI counties):	408	180
Wisconsin:	1,293	430

Actual positions held by 2018 graduates:

- Accountant, Commonwealth Companies, Appleton, WI
- Accounting and Administrative Assistant, Midwestern Wheels, Inc., Appleton, WI
- Accounting, Woodport Doors LLC, Shawano, WI
- Accounts Payable Specialist, TIDI Products LLC, Neenah, WI
- Accounts Payable Technician, Pacon Corporation, Appleton, WI
- Associate Accountant, Baker Tilly Virchow Krause, Appleton, WI
- Business Manager, Shiocton School District, Shiocton, WI
- Cost Analyst, Tyson Foods, New London, WI
- Financial Aid Facilitator, Fox Valley Technical College, Appleton, WI
- Processing Service Coordinator, CliftonLarsonAllen LLP, Oshkosh, WI
- Staff Accountant, Commonwealth Management Corporation, Appleton, WI
- Staff Accountant, Faith Technologies, Menasha, WI
- Student Account Specialist, Lawrence University, Appleton, WI

Salary and work hours are computed from records of respondents working 35 or more hours per week in a job related to their training. Graduates completing multiple programs in the same academic year are counted under the highest-level award only.

Accounting Assistant

311011
Technical Diploma

	<i>Class of 2018 6 Months After Graduation</i>	<i>Class of 2013 6 Months After Graduation</i>	<i>Class of 2013 5 Years After Graduation</i>
Total Number of Graduates	7	10	10
Number Responding	6	8	6
Total Employed	3	2	4
Percent Employed***	100%	67%	100%
Related Employment	1	1	3
Unrelated Employment	2	1	1
Seeking Employment	-	1	-
Not in Labor Market/Student	3	5	2
Employed in the District	3 of 3	2 of 2	2 of 4
Median Annual Salary	-	-	-
Average Annual Salary	-	-	-
Range of Annual Salary	-	-	-
Average Hourly Rate	-	-	-
Average Hours Per Week	-	-	-
Employed Full Time	1	-	2
Employed Part Time	-	1	1
Range of Hours Per Week	40	-	40 - 42

*** of those available for employment (number responding minus those not in the labor market)
() = number of graduates responding

Note: Similar job postings can be found under the Bookkeeper Technical Diploma program. The Accounting Assistant program is embedded in the Accounting Associate Degree. Graduates are reported under the highest award obtained.

Job listed in Wisconsin TechConnect	Full-time	Part-time
FVTC District (5 counties):	17	7
New North (FVTC 5 counties + 13 Northeast WI counties):	59	22
Wisconsin:	203	106

Actual positions held by 2018 graduates:

Accountant, American Transportation, Menasha, WI

Salary and work hours are computed from records of respondents working 35 or more hours per week in a job related to their training. Graduates completing multiple programs in the same academic year are counted under the highest-level award only.

Administrative Professional

101066

Associate in Applied Science Degree

	Class of 2018 6 Months After Graduation	Class of 2013 6 Months After Graduation	Class of 2013 5 Years After Graduation
Total Number of Graduates	17	16	16
Number Responding	17	16	9
Total Employed	12	11	8
Percent Employed***	100%	73%	100%
Related Employment	11	10	7
Unrelated Employment	1	1	1
Seeking Employment	-	4	-
Not in Labor Market/Student	5	1	1
Employed in the District	8 of 12	6 of 11	7 of 8
Median Annual Salary	32,760	27,040	42,000
Average Annual Salary	32,867 (8)	27,293 (8)	41,528 (5)
Range of Annual Salary	28,933 - 37,440	17,680 - 34,507	30,160 - 50,000
Average Hourly Rate	15.80 (8)	13.12 (8)	19.97 (5)
Average Hours Per Week	40 (8)	40 (9)	42 (6)
Employed Full Time	8	9	6
Employed Part Time	3	1	1
Range of Hours Per Week	38 - 42	35 - 45	38 - 45

*** of those available for employment (number responding minus those not in the labor market)
() = number of graduates responding

Note: Similar job postings can be found under the Office Assistant and Receptionist Technical Diploma programs.

Job listed in Wisconsin TechConnect	Full-time	Part-time
FVTC District (5 counties):	605	283
New North (FVTC 5 counties + 13 Northeast WI counties):	940	475
Wisconsin:	2,232	1,186

Actual positions held by 2018 graduates:

- Administrative Assistant, Esker Roth Financial Group, Appleton, WI
- Administrative Assistant, Northwestern Mutual, Stevens Point, WI
- Claims Customer Service Rep, Secura Insurance, Appleton, WI
- Customer Service Office Assistant, Cadre, Appleton, WI
- Executive Administrative Assistant, Amerilux International, De Pere, WI
- Executive Administrative Assistant, Fox World Travel, Oshkosh, WI
- Office Assistant, Hietpas Welding, Appleton, WI
- Office Services Assistant, Encapsys, Appleton, WI

Salary and work hours are computed from records of respondents working 35 or more hours per week in a job related to their training. Graduates completing multiple programs in the same academic year are counted under the highest-level award only.

Banking & Financial Services

101143

Associate in Applied Science Degree

	<i>Class of 2018 6 Months After Graduation</i>	<i>Class of 2013 6 Months After Graduation</i>	<i>Class of 2013 5 Years After Graduation</i>
Total Number of Graduates	13	9	9
Number Responding	9	8	4
Total Employed	8	6	4
Percent Employed***	100%	100%	100%
Related Employment	7	6	3
Unrelated Employment	1	-	1
Seeking Employment	-	-	-
Not in Labor Market/Student	1	2	-
Employed in the District	5 of 8	5 of 6	4 of 4
Median Annual Salary	32,240	31,231	-
Average Annual Salary	35,677 (6)	29,817 (6)	43,157 (3)
Range of Annual Salary	25,584 - 49,920	22,360 - 37,440	40,000 - 45,000
Average Hourly Rate	17.15 (6)	14.34 (6)	20.75 (3)
Average Hours Per Week	40 (6)	40 (6)	43 (3)
Employed Full Time	6	6	3
Employed Part Time	1	-	-
Range of Hours Per Week	38 - 40	40 - 42	40 - 50

*** of those available for employment (number responding minus those not in the labor market)

() = number of graduates responding

Job listed in Wisconsin TechConnect	Full-time	Part-time
FVTC District (5 counties):	120	35
New North (FVTC 5 counties + 13 Northeast WI counties):	200	80
Wisconsin:	508	255

Actual positions held by 2018 graduates:

Assistant Vice President of Operations, The Bank of Kaukauna, Kaukauna, WI
 Billing Clerk, Bergstrom Automotive, Neenah, WI
 Corporate Billing Specialist, Camera Corner Connecting Point, Green Bay, WI
 Military Pay Tech, US Federal Government, Fort McCoy Army Base, WI
 Personal Banker, Fortifi Bank, Omro, WI
 Teller, Community First Credit Union, Oshkosh, WI

Salary and work hours are computed from records of respondents working 35 or more hours per week in a job related to their training. Graduates completing multiple programs in the same academic year are counted under the highest-level award only.

Bookkeeper

301013
Technical Diploma

	<i>Class of 2018 6 Months After Graduation</i>	<i>Class of 2013 6 Months After Graduation</i>	<i>Class of 2013 5 Years After Graduation</i>
Total Number of Graduates	18		
Number Responding	17		
Total Employed	5		
Percent Employed***	100%		
Related Employment	3		
Unrelated Employment	2		
Seeking Employment	-		
Not in Labor Market/Student	12		This program had no graduates in 2012-13.
Employed in the District	2 of 5		
Median Annual Salary	-		
Average Annual Salary	-		
Range of Annual Salary	-		
Average Hourly Rate	-		
Average Hours Per Week	42 (3)		
Employed Full Time	3		
Employed Part Time	-		
Range of Hours Per Week	40 - 45		

*** of those available for employment (number responding minus those not in the labor market)
() = number of graduates responding

Note: The Bookkeeper Technical Diploma is embedded in the Accounting Assistant Technical Diploma and the Accounting Associate Degree. Graduates are reported under the highest award obtained.

Job listed in Wisconsin TechConnect	Full-time	Part-time
FVTC District (5 counties):	1	2
New North (FVTC 5 counties + 13 Northeast WI counties):	2	2
Wisconsin:	2	2

Actual positions held by 2018 graduates:

Billing Representative, Pathways, Escanaba, MI
Contract Rebate Analyst, Essity, Neenah, WI

Salary and work hours are computed from records of respondents working 35 or more hours per week in a job related to their training. Graduates completing multiple programs in the same academic year are counted under the highest-level award only.

Business Management

101023

Associate in Applied Science Degree

	Class of 2018 6 Months After Graduation	Class of 2013 6 Months After Graduation	Class of 2013 5 Years After Graduation
Total Number of Graduates	78	114	114
Number Responding	52	84	74
Total Employed	41	69	64
Percent Employed***	95%	93%	100%
Related Employment	26	52	49
Unrelated Employment	15	17	15
Seeking Employment	2	5	-
Not in Labor Market/Student	9	10	10
Employed in the District	25 of 41	56 of 69	45 of 64
Median Annual Salary	38,000	29,640	51,500
Average Annual Salary	43,816 (17)	33,175 (43)	52,396 (36)
Range of Annual Salary	24,960 - 80,000	20,800 - 72,000	28,080 - 89,000
Average Hourly Rate	21.07 (17)	15.95 (43)	25.19 (36)
Average Hours Per Week	44 (19)	42 (46)	44 (43)
Employed Full Time	19	46	43
Employed Part Time	7	6	6
Range of Hours Per Week	35 - 60	35 - 60	40 - 50

*** of those available for employment (number responding minus those not in the labor market)

() = number of graduates responding

Note: Because some graduates were previously employed in management positions, salaries shown are higher than entry level. Similar job postings can be found under the Business Operations Technical Diploma program.

Job listed in Wisconsin TechConnect	Full-time	Part-time
FVTC District (5 counties):	98	41
New North (FVTC 5 counties + 13 Northeast WI counties):	166	69
Wisconsin:	778	151

Actual positions held by 2018 graduates:

- Area Business Manager, Nicolet Staffing & Nicolet Care Associates, Appleton, WI
- Assistant Manager, Abercrombie, Grand Chute, WI
- Assistant Manager, Menards, Appleton, WI
- Business Owner, A Smooth Move LLC, Neenah, WI
- Investment Coordinator, Community First Credit Union, Appleton, WI
- Material Planner, Gulfstream Aerospace, Appleton, WI
- Medical Bankers Specialist, Blue Cross Blue Shield, Brooklyn Park, MN
- New Business Coordinator, Waupaca Foundry, Waupaca, WI
- Operations and Analyst Lead, Custom Offsets LLC, Appleton, WI
- Operations Manager, Falcon Transport Company, Kiel, WI
- Product Development, Agropur, Appleton, WI
- Project Coordinator, TBI, Inc., Wausau, WI
- Quoter, Stainless Manufacturing & Design, Brandon, WI
- Retail Operations, Kwik Trip, La Crosse, WI
- Second Shift Team Lead, J.M. Smucker, Ripon, WI
- Senior Customer Care Rep, Alta Resources, Neenah, WI
- Senior Resolutions Specialist, US Bank, Oshkosh, WI
- Store Manager, Simple Simon Bakery, Appleton, WI
- Warehouse Supervisor, Werner Electric Supply, Neenah, WI

Salary and work hours are computed from records of respondents working 35 or more hours per week in a job related to their training. Graduates completing multiple programs in the same academic year are counted under the highest-level award only.

Business Operations

311024
Technical Diploma

	<i>Class of 2018 6 Months After Graduation</i>	<i>Class of 2013 6 Months After Graduation</i>	<i>Class of 2013 5 Years After Graduation</i>
Total Number of Graduates	15		
Number Responding	12		
Total Employed	4		
Percent Employed***	80%		
Related Employment	3		
Unrelated Employment	1		
Seeking Employment	1		
Not in Labor Market/Student	7		This program had no graduates in 2012-13.
Employed in the District	3 of 4		
Median Annual Salary	-		
Average Annual Salary	-		
Range of Annual Salary	-		
Average Hourly Rate	-		
Average Hours Per Week	48 (3)		
Employed Full Time	3		
Employed Part Time	-		
Range of Hours Per Week	45 - 50		

*** of those available for employment (number responding minus those not in the labor market)
() = number of graduates responding

Note: The Business Operations program is embedded in the Business Management Associate Degree. Graduates are reported under the highest award obtained.

Job listed in Wisconsin TechConnect	Full-time	Part-time
FVTC District (5 counties):	4	2
New North (FVTC 5 counties + 13 Northeast WI counties):	4	2
Wisconsin:	4	5

Actual positions held by 2018 graduates:

Customer Care Professional, Thrivent Financial, Appleton, WI
Process Technician, Sargento Foods, Hilbert, WI
Production Supervisor, INX International Ink, Appleton, WI

Salary and work hours are computed from records of respondents working 35 or more hours per week in a job related to their training. Graduates completing multiple programs in the same academic year are counted under the highest-level award only.

Digital Marketing

311045
Technical Diploma

	Class of 2018 6 Months After Graduation	Class of 2013 6 Months After Graduation	Class of 2013 5 Years After Graduation
Total Number of Graduates	8		
Number Responding	4		
Total Employed	1		
Percent Employed***	100%		
Related Employment	-		
Unrelated Employment	1		
Seeking Employment	-		
Not in Labor Market/Student	3		
Employed in the District	1 of 1		
Median Annual Salary	-		
Average Annual Salary	-		
Range of Annual Salary	-		
Average Hourly Rate	-		
Average Hours Per Week	-		
Employed Full Time	-		
Employed Part Time	-		
Range of Hours Per Week	-		

This program had
no graduates in 2012-13.

*** of those available for employment (number responding minus those not in the labor market)
() = number of graduates responding

Note: The Digital Marketing program is embedded in the Marketing Associate Degree. Graduates are reported under the highest award obtained.

Job listed in Wisconsin TechConnect	Full-time	Part-time
FVTC District (5 counties):	7	12
New North (FVTC 5 counties + 13 Northeast WI counties):	12	21
Wisconsin:	18	26

Salary and work hours are computed from records of respondents working 35 or more hours per week in a job related to their training.
Graduates completing multiple programs in the same academic year are counted under the highest-level award only.

Human Resources

101161
Associate in Applied Science Degree
Formerly: 101964

	Class of 2018 6 Months After Graduation	Class of 2013 6 Months After Graduation	Class of 2013 5 Years After Graduation
Total Number of Graduates	36	25	25
Number Responding	27	21	15
Total Employed	23	12	14
Percent Employed***	92%	71%	93%
Related Employment	15	5	7
Unrelated Employment	8	7	7
Seeking Employment	2	5	1
Not in Labor Market/Student	2	4	-
Employed in the District	15 of 23	11 of 12	11 of 14
Median Annual Salary	33,800	28,040	56,000
Average Annual Salary	35,166 (13)	30,770 (4)	54,000 (4)
Range of Annual Salary	18,000 - 46,000	24,000 - 43,000	35,000 - 69,000
Average Hourly Rate	16.91 (13)	14.79 (4)	25.96 (4)
Average Hours Per Week	42 (13)	39 (4)	44 (6)
Employed Full Time	13	4	6
Employed Part Time	2	1	1
Range of Hours Per Week	40 - 50	35 - 40	40 - 50

*** of those available for employment (number responding minus those not in the labor market)
() = number of graduates responding

Job listed in Wisconsin TechConnect	Full-time	Part-time
FVTC District (5 counties):	2	0
New North (FVTC 5 counties + 13 Northeast WI counties):	39	26
Wisconsin:	101	51

Actual positions held by 2018 graduates:

- Co-Owner, Oshkosh Express Delivery, Oshkosh, WI
- Driver Recruitment Support Specialist, Schneider National, Green Bay, WI
- HR Admin for Payroll, Bemis Company, Neenah, WI
- HR Business Partner, UW-Green Bay, Green Bay, WI
- HR Generalist, Keller, Inc., Kaukauna, WI
- Human Resource Recruiter, CleanPower, Stevens Point, WI
- Human Resources Assistant, Faith Technologies, Menasha, WI
- Human Resources Coordinator, Wisconsin Early Autism Project, De Pere, WI
- Human Resources Intern, Community First Credit Union, Appleton, WI
- Intake Recruiter, Clarity Care, Oshkosh, WI
- Senior Driver Recruiter, Schneider National, Green Bay, WI
- Staffing Consultant, IQ Resource Group, Appleton, WI
- Training & Quality Assurance Coordinator, Carter's and Oshkosh B Gosh, Oshkosh, WI

Salary and work hours are computed from records of respondents working 35 or more hours per week in a job related to their training. Graduates completing multiple programs in the same academic year are counted under the highest-level award only.

Management Development/Leadership Development

101961

Associate in Applied Science Degree

Formerly: Supervisory Management

	Class of 2018 6 Months After Graduation	Class of 2013 6 Months After Graduation	Class of 2013 5 Years After Graduation
Total Number of Graduates	16	23	23
Number Responding	14	17	13
Total Employed	12	17	10
Percent Employed***	92%	100%	100%
Related Employment	6	12	7
Unrelated Employment	6	5	3
Seeking Employment	1	-	-
Not in Labor Market/Student	1	-	3
Employed in the District	6 of 12	14 of 17	8 of 10
Median Annual Salary	62,364	40,760	60,000
Average Annual Salary	54,270 (4)	44,344 (12)	65,230 (5)
Range of Annual Salary	26,000 - 66,352	24,960 - 67,250	48,152 - 90,000
Average Hourly Rate	26.09 (4)	21.32 (12)	31.36 (5)
Average Hours Per Week	42 (4)	45 (12)	45 (7)
Employed Full Time	4	12	7
Employed Part Time	2	-	-
Range of Hours Per Week	40 - 45	40 - 53	40 - 52

*** of those available for employment (number responding minus those not in the labor market)

() = number of graduates responding

Note: Because most graduates were previously employed as supervisors, salaries shown are higher than entry level.

Job listed in Wisconsin TechConnect	Full-time	Part-time
FVTC District (5 counties):	68	0
New North (FVTC 5 counties + 13 Northeast WI counties):	114	12
Wisconsin:	325	46

Actual positions held by 2018 graduates:

Quality Systems Supervisor, Briess Malt & Ingredients Company, Chilton, WI
 Training Specialist, Associated Appraisal Inc., Appleton, WI

Salary and work hours are computed from records of respondents working 35 or more hours per week in a job related to their training. Graduates completing multiple programs in the same academic year are counted under the highest-level award only.

Marketing

101043

Associate in Applied Science Degree

	Class of 2018 6 Months After Graduation	Class of 2013 6 Months After Graduation	Class of 2013 5 Years After Graduation
Total Number of Graduates	23	27	27
Number Responding	17	18	15
Total Employed	13	14	14
Percent Employed***	100%	100%	93%
Related Employment	8	12	12
Unrelated Employment	5	2	2
Seeking Employment	-	-	1
Not in Labor Market/Student	4	4	-
Employed in the District	8 of 13	10 of 14	8 of 14
Median Annual Salary	36,400	32,500	52,000
Average Annual Salary	39,168 (5)	35,035 (8)	53,857 (7)
Range of Annual Salary	20,800 - 70,000	21,320 - 55,000	43,000 - 75,000
Average Hourly Rate	18.83 (5)	16.84 (8)	25.89 (7)
Average Hours Per Week	46 (7)	41 (11)	42 (9)
Employed Full Time	7	11	9
Employed Part Time	1	1	3
Range of Hours Per Week	35 - 65	40 - 45	40 - 50

*** of those available for employment (number responding minus those not in the labor market)

() = number of graduates responding

Note: Salaries include commission but exclude bonuses or product discounts associated with sales positions. Similar job postings can be found under the Digital Marketing Technical Diploma program.

Job listed in Wisconsin TechConnect	Full-time	Part-time
FVTC District (5 counties):	584	93
New North (FVTC 5 counties + 13 Northeast WI counties):	644	147
Wisconsin:	1688	518

Actual positions held by 2018 graduates:

- Business Development Specialist, BayCare Clinic, Green Bay, WI
- Buyer Support Specialist, Fleet Farm, Appleton, WI
- Graphic Designer, Company Magazine, Green Bay, WI
- House Manager, Empowerment Living Services, Neenah, WI
- Marketing Assistant, Coalesce Marketing and Design, Appleton, WI
- Regional Sales Manager, Contiki Holidays, Oshkosh, WI
- Sales Associate, Erika's Bridal Couture, Neenah, WI

Salary and work hours are computed from records of respondents working 35 or more hours per week in a job related to their training. Graduates completing multiple programs in the same academic year are counted under the highest-level award only.

Office Assistant

311061
Technical Diploma

	Class of 2018 6 Months After Graduation	Class of 2013 6 Months After Graduation	Class of 2013 5 Years After Graduation
Total Number of Graduates	14	16	16
Number Responding	12	16	5
Total Employed	7	10	5
Percent Employed***	78%	91%	100%
Related Employment	4	10	5
Unrelated Employment	3	-	-
Seeking Employment	2	1	-
Not in Labor Market/Student	3	5	-
Employed in the District	7 of 7	8 of 10	5 of 5
Median Annual Salary	-	24,440	-
Average Annual Salary	31,200 (3)	23,920 (6)	33,183 (3)
Range of Annual Salary	28,080 - 34,320	16,640 - 28,080	28,912 - 41,600
Average Hourly Rate	15.00 (3)	11.50 (6)	15.95 (3)
Average Hours Per Week	40 (3)	38 (6)	39 (4)
Employed Full Time	3	6	4
Employed Part Time	1	4	1
Range of Hours Per Week	40 - 40	35 - 40	37 - 40

*** of those available for employment (number responding minus those not in the labor market)
() = number of graduates responding

Note: Similar job postings can be found under the Receptionist Technical Diploma program. The Office Assistant program is embedded in the Administrative Professional Associate Degree. Graduates are reported under the highest award obtained.

Job listed in Wisconsin TechConnect	Full-time	Part-time
FVTC District (5 counties):	322	89
New North (FVTC 5 counties + 13 Northeast WI counties):	409	190
Wisconsin:	969	480

Actual positions held by 2018 graduates:

Administrative Assistant, TIDI Products LLC, Neenah, WI
Conversion Specialist, Secura Insurance, Appleton, WI
Project Coordinator, Catalyst Construction, Appleton, WI

Salary and work hours are computed from records of respondents working 35 or more hours per week in a job related to their training. Graduates completing multiple programs in the same academic year are counted under the highest-level award only.

Paralegal

101101

Associate in Applied Science Degree

	Class of 2018 6 Months After Graduation	Class of 2013 6 Months After Graduation	Class of 2013 5 Years After Graduation
Total Number of Graduates	16		
Number Responding	11		
Total Employed	10		
Percent Employed***	100%		
Related Employment	8		
Unrelated Employment	2		
Seeking Employment	-		
Not in Labor Market/Student	1		
Employed in the District	9 of 10		
Median Annual Salary	27,040		
Average Annual Salary	35,020 (4)		
Range of Annual Salary	26,000 - 60,000		
Average Hourly Rate	16.84 (4)		
Average Hours Per Week	42 (4)		
Employed Full Time	4		
Employed Part Time	4		
Range of Hours Per Week	40 - 50		

This program had no graduates in 2012-13.

*** of those available for employment (number responding minus those not in the labor market)
() = number of graduates responding

Note: Formerly shared with Northeast Wisconsin Technical College (NWTC)

Job listed in Wisconsin TechConnect	Full-time	Part-time
FVTC District (5 counties):	31	11
New North (FVTC 5 counties + 13 Northeast WI counties):	50	20
Wisconsin:	151	52

Actual positions held by 2018 graduates:

Paralegal, Hogan Eickhoff, SC, Appleton, WI
 Paralegal, Remley and Sensenbrenner, S.C., Neenah, WI
 Paralegal, Tusler Law, Appleton, WI
 Risk Specialist, Bemis Company, Neenah, WI

Salary and work hours are computed from records of respondents working 35 or more hours per week in a job related to their training. Graduates completing multiple programs in the same academic year are counted under the highest-level award only.

Receptionist

301063
Technical Diploma

	<i>Class of 2018 6 Months After Graduation</i>	<i>Class of 2013 6 Months After Graduation</i>	<i>Class of 2013 5 Years After Graduation</i>
Total Number of Graduates	17		
Number Responding	15		
Total Employed	6		
Percent Employed***	67%		
Related Employment	2		
Unrelated Employment	4		
Seeking Employment	3		
Not in Labor Market/Student	6		
Employed in the District	4 of 6		
Median Annual Salary	-		
Average Annual Salary	-		
Range of Annual Salary	-		
Average Hourly Rate	-		
Average Hours Per Week	-		
Employed Full Time	2		
Employed Part Time	-		
Range of Hours Per Week	40 - 45		

This program had
no graduates in 2012-13.

*** of those available for employment (number responding minus those not in the labor market)
() = number of graduates responding

Note: The Receptionist Technical Diploma is embedded in the Office Assistant Technical Diploma and Administrative Professional Associate Degree. Graduates are reported under the highest award obtained.

Actual positions held by 2018 graduates:

Administrative Assistant, Fox Valley Technical College, Appleton, WI
Inside Sales, Torborg's Lumber, Waupaca, WI

Salary and work hours are computed from records of respondents working 35 or more hours per week in a job related to their training. Graduates completing multiple programs in the same academic year are counted under the highest-level award only.

Supply Chain Management

101821

Associate in Applied Science Degree

	Class of 2018 6 Months After Graduation	Class of 2013 6 Months After Graduation	Class of 2013 5 Years After Graduation
Total Number of Graduates	12	1	1
Number Responding	8	1	-
Total Employed	8	-	-
Percent Employed***	100%	-	-
Related Employment	5	-	-
Unrelated Employment	3	-	-
Seeking Employment	-	-	-
Not in Labor Market/Student	-	1	-
Employed in the District	3 of 8	-	-
Median Annual Salary	-	-	-
Average Annual Salary	-	-	-
Range of Annual Salary	-	-	-
Average Hourly Rate	-	-	-
Average Hours Per Week	45 (3)	-	-
Employed Full Time	3	-	-
Employed Part Time	2	-	-
Range of Hours Per Week	40 - 50	-	-

*** of those available for employment (number responding minus those not in the labor market)
() = number of graduates responding

Job listed in Wisconsin TechConnect	Full-time	Part-time
FVTC District (5 counties):	84	15
New North (FVTC 5 counties + 13 Northeast WI counties):	225	64
Wisconsin:	417	90

Actual positions held by 2018 graduates:

Material Handler, Ariens, Brillion, WI
 Purchasing Management, Ideal Pak Massman, Madison, WI
 Regional Fleet Manager, Nestle Waters North America, Poland, ME

Salary and work hours are computed from records of respondents working 35 or more hours per week in a job related to their training.
 Graduates completing multiple programs in the same academic year are counted under the highest-level award only.

Construction Programs

Programs with **100%** graduate employment:



- Construction Management Technology
- Construction, Residential Building
- Wood Manufacturing Technology

	Classes of 2016, 2017 & 2018 6 months after graduation		Classes of 2011, 2012 & 2013 5 years after graduation	
	Average Hourly Rate	Average Annual Wage	Average Hourly Rate	Average Annual Wage
Construction Mgt Technology	\$27.69	\$57,588	\$30.68	\$63,812
Construction, Residential Building	\$17.53	\$36,465	\$23.34	\$48,553
Electricity	\$15.04	\$31,285	\$23.23	\$48,326
Wood Manufacturing Technology	\$13.98	\$29,068	\$23.37	\$48,608

\$29,068 - \$57,588

average salary range
of a graduate
6 months after graduation



\$48,326 - \$63,812

average salary range
of a graduate
5 years after graduation

Construction Management Technology

104554

Associate in Applied Science Degree

	Class of 2018 6 Months After Graduation	Class of 2013 6 Months After Graduation	Class of 2013 5 Years After Graduation
Total Number of Graduates	13	5	5
Number Responding	8	5	1
Total Employed	8	3	1
Percent Employed***	100%	60%	100%
Related Employment	7	3	1
Unrelated Employment	1	-	-
Seeking Employment	-	2	-
Not in Labor Market/Student	-	-	-
Employed in the District	4 of 8	1 of 3	-
Median Annual Salary	58,000	-	-
Average Annual Salary	55,880 (6)	59,067 (3)	-
Range of Annual Salary	33,280 - 68,000	31,200 - 78,000	-
Average Hourly Rate	26.87 (6)	28.40 (3)	-
Average Hours Per Week	47 (7)	54 (3)	-
Employed Full Time	7	3	1
Employed Part Time	-	-	-
Range of Hours Per Week	45 - 50	50 - 60	55

*** of those available for employment (number responding minus those not in the labor market)
() = number of graduates responding

Job listed in Wisconsin TechConnect	Full-time	Part-time
FVTC District (5 counties):	27	0
New North (FVTC 5 counties + 13 Northeast WI counties):	55	10
Wisconsin:	95	12

Actual positions held by 2018 graduates:

Assistant Project Manager, Tweet Garot Mechanical, De Pere, WI
 Associate Project Manager, Michels Corporation, Neenah, WI (2)
 PM Trainee, Omni Glass and Paint, Oshkosh, WI
 Project Manager, Fraser Construction, Rochester, MN
 Purchasing Coordinator/ Safety Manager, Cabinet Masters Plus, Green Bay, WI
 Reconstruction Project Manager, Servpro of Brown County, Green Bay, WI

Salary and work hours are computed from records of respondents working 35 or more hours per week in a job related to their training. Graduates completing multiple programs in the same academic year are counted under the highest-level award only.

Construction, Residential Building

314107

Technical Diploma

Official Title: Residential Building Construction

	Class of 2018 6 Months After Graduation	Class of 2013 6 Months After Graduation	Class of 2013 5 Years After Graduation
Total Number of Graduates	14	23	23
Number Responding	8	15	11
Total Employed	7	10	11
Percent Employed***	100%	91%	100%
Related Employment	6	7	7
Unrelated Employment	1	3	4
Seeking Employment	-	1	-
Not in Labor Market/Student	1	4	-
Employed in the District	5 of 7	5 of 10	5 of 11
Median Annual Salary	32,240	30,000	56,000
Average Annual Salary	35,121 (4)	29,074 (7)	52,987 (6)
Range of Annual Salary	24,960 - 51,043	24,960 - 35,360	39,520 - 62,400
Average Hourly Rate	16.89 (4)	13.98 (7)	25.47 (6)
Average Hours Per Week	46 (6)	40 (7)	51 (7)
Employed Full Time	6	7	7
Employed Part Time	-	-	-
Range of Hours Per Week	40 - 65	38 - 45	45 - 70

*** of those available for employment (number responding minus those not in the labor market)

() = number of graduates responding

Job listed in Wisconsin TechConnect	Full-time	Part-time
FVTC District (5 counties):	78	9
New North (FVTC 5 counties + 13 Northeast WI counties):	78	9
Wisconsin:	78	9

Actual positions held by 2018 graduates:

- Assistant Builder, Alan Delikowski Builders LLC, Neenah, WI
- Carpenter, Pekarske Builder, Reedsvile, WI
- CNC, Combination Door Co., Fond du Lac, WI
- Framer, Timber Innovations, Kimberly, WI
- Maintenance, Versatile Management, Appleton, WI
- Self-Employed, Rietveld Renovations, Neenah, WI

Salary and work hours are computed from records of respondents working 35 or more hours per week in a job related to their training. Graduates completing multiple programs in the same academic year are counted under the highest-level award only.

Electricity

314131
Technical Diploma

	Class of 2018 6 Months After Graduation	Class of 2013 6 Months After Graduation	Class of 2013 5 Years After Graduation
Total Number of Graduates	22	9	9
Number Responding	18	8	4
Total Employed	15	3	4
Percent Employed***	88%	43%	100%
Related Employment	11	2	3
Unrelated Employment	4	1	1
Seeking Employment	2	4	-
Not in Labor Market/Student	1	1	-
Employed in the District	10 of 15	3 of 3	2 of 4
Median Annual Salary	31,200	-	-
Average Annual Salary	31,883 (11)	-	47,160 (3)
Range of Annual Salary	26,000 - 39,790	-	43,680 - 51,000
Average Hourly Rate	15.33 (11)	-	22.67 (3)
Average Hours Per Week	43 (11)	-	45 (3)
Employed Full Time	11	2	3
Employed Part Time	-	-	-
Range of Hours Per Week	40 - 51	40 - 80	40 - 50

*** of those available for employment (number responding minus those not in the labor market)
() = number of graduates responding

Job listed in Wisconsin TechConnect	Full-time	Part-time
FVTC District (5 counties):	70	8
New North (FVTC 5 counties + 13 Northeast WI counties):	114	10
Wisconsin:	248	19

Actual positions held by 2018 graduates:

- Commercial Wireman 1, Eland Electric Corporation, Green Bay, WI
- Construction Wireman, Pieper Electric, Neenah, WI
- Electrical Apprentice, Energy Control and Design, Appleton, WI
- Electrical Apprentice, Kallies Electric, Shawano, WI
- Electrical Assembler, Seagrave Fire Apparatus LLC, Clintonville, WI
- Electrician A1, Neenah Foundry, Neenah, WI
- Electrician Helper, Witzke Electric, Oshkosh, WI
- Electrician, Kampo Electric, Kaukauna, WI
- Electrician, Pieper Power, Neenah, WI
- Electrician, Van Ert Corporation, Kaukauna, WI
- Mechanic, David Hobbs Honda, Glendale, WI

Salary and work hours are computed from records of respondents working 35 or more hours per week in a job related to their training. Graduates completing multiple programs in the same academic year are counted under the highest-level award only.

Wood Manufacturing Technology

314093
Technical Diploma

	Class of 2018 6 Months After Graduation	Class of 2013 6 Months After Graduation	Class of 2013 5 Years After Graduation
Total Number of Graduates	12	11	11
Number Responding	6	8	4
Total Employed	6	7	4
Percent Employed***	100%	88%	100%
Related Employment	5	6	4
Unrelated Employment	1	1	-
Seeking Employment	-	1	-
Not in Labor Market/Student	-	-	-
Employed in the District	3 of 6	3 of 7	1 of 4
Median Annual Salary	31,200	25,480	-
Average Annual Salary	31,200 (5)	26,114 (6)	-
Range of Annual Salary	24,960 - 35,360	18,720 - 36,046	-
Average Hourly Rate	15.00 (5)	12.56 (6)	-
Average Hours Per Week	43 (5)	45 (6)	47 (3)
Employed Full Time	5	6	3
Employed Part Time	-	-	1
Range of Hours Per Week	40 - 50	40 - 55	45 - 50

*** of those available for employment (number responding minus those not in the labor market)
() = number of graduates responding

Job listed in Wisconsin TechConnect	Full-time	Part-time
FVTC District (5 counties):	15	0
New North (FVTC 5 counties + 13 Northeast WI counties):	15	0
Wisconsin:	20	0

Actual positions held by 2018 graduates:

Cabinet Maker/Assembly, Tuttle Lake Woodworking, Neenah, WI
 Cabinetmaker, Arn's Cabinets, Inc., Little Chute, WI
 CAD Assistant, Seville Cabinetry, De Pere, WI
 CNC Operator, Shapes Unlimited, Little Chute, WI
 Custom Cabinet Builder, Becks Quality Cabinets, Inc., Green Bay, WI

Salary and work hours are computed from records of respondents working 35 or more hours per week in a job related to their training. Graduates completing multiple programs in the same academic year are counted under the highest-level award only.

General Studies Programs

Programs with **100%** graduate employment:



- Laboratory Science Assistant
- Laboratory Science Technician

	Classes of 2016, 2017 & 2018 6 months after graduation		Classes of 2011, 2012 & 2013 5 years after graduation	
	Average Hourly Rate	Average Annual Wage	Average Hourly Rate	Average Annual Wage
Laboratory Science Technician	\$16.74	\$34,811	\$31.73	\$65,998
Professional Communications	\$26.28	\$54,667	-	-

\$34,811 - \$54,667

average salary range
of a graduate
6 months after graduation



Laboratory Science Assistant

315061
Technical Diploma

	<i>Class of 2018 6 Months After Graduation</i>	<i>Class of 2013 6 Months After Graduation</i>	<i>Class of 2013 5 Years After Graduation</i>
Total Number of Graduates	5		
Number Responding	4		
Total Employed	2		
Percent Employed***	100%		
Related Employment	1		
Unrelated Employment	1		
Seeking Employment	-		
Not in Labor Market/Student	2		This program had no graduates in 2012-13.
Employed in the District	2 of 2		
Median Annual Salary	-		
Average Annual Salary	-		
Range of Annual Salary	-		
Average Hourly Rate	-		
Average Hours Per Week	-		
Employed Full Time	-		
Employed Part Time	1		
Range of Hours Per Week	-		

*** of those available for employment (number responding minus those not in the labor market)
() = number of graduates responding

Note: The Laboratory Science Assistant program is embedded in the Laboratory Science Technician Associate Degree. Graduates are reported under the highest award obtained.

Job listed in Wisconsin TechConnect	Full-time	Part-time
FVTC District (5 counties):	1	0
New North (FVTC 5 counties + 13 Northeast WI counties):	1	0
Wisconsin:	1	0

Salary and work hours are computed from records of respondents working 35 or more hours per week in a job related to their training. Graduates completing multiple programs in the same academic year are counted under the highest-level award only.

Laboratory Science Technician

105064

Associate in Applied Science Degree

	Class of 2018 6 Months After Graduation	Class of 2013 6 Months After Graduation	Class of 2013 5 Years After Graduation
Total Number of Graduates	10	5	5
Number Responding	7	4	1
Total Employed	6	3	1
Percent Employed***	100%	100%	100%
Related Employment	5	3	1
Unrelated Employment	1	-	-
Seeking Employment	-	-	-
Not in Labor Market/Student	1	1	-
Employed in the District	4 of 6	3 of 3	-
Median Annual Salary	-	-	-
Average Annual Salary	33,573 (3)	-	-
Range of Annual Salary	27,040 - 43,680	-	-
Average Hourly Rate	16.14 (3)	-	-
Average Hours Per Week	40 (4)	-	-
Employed Full Time	4	1	1
Employed Part Time	1	2	-
Range of Hours Per Week	40 - 40	40	80

*** of those available for employment (number responding minus those not in the labor market)

() = number of graduates responding

Note: Similar job postings can also be found under the Laboratory Science Assistant Technical Diploma program.

Job listed in Wisconsin TechConnect	Full-time	Part-time
FVTC District (5 counties):	35	8
New North (FVTC 5 counties + 13 Northeast WI counties):	35	8
Wisconsin:	53	8

Actual positions held by 2018 graduates:

Lab Tech/Warehouse, SGS Integrated Paper Services, Appleton, WI
 Lab Technician, SGS Integrated Paper Services, Appleton, WI
 Quality Assurance, Sargento Foods, Hilbert, WI

Salary and work hours are computed from records of respondents working 35 or more hours per week in a job related to their training. Graduates completing multiple programs in the same academic year are counted under the highest-level award only.

Professional Communications

106991

Associate in Applied Science Degree

	<i>Class of 2018 6 Months After Graduation</i>	<i>Class of 2013 6 Months After Graduation</i>	<i>Class of 2013 5 Years After Graduation</i>
Total Number of Graduates	5	4	4
Number Responding	5	4	3
Total Employed	3	4	3
Percent Employed***	75%	100%	100%
Related Employment	2	1	1
Unrelated Employment	1	3	2
Seeking Employment	1	-	-
Not in Labor Market/Student	1	-	-
Employed in the District	1 of 3	3 of 4	2 of 3
Median Annual Salary	-	-	-
Average Annual Salary	-	-	-
Range of Annual Salary	-	-	-
Average Hourly Rate	-	-	-
Average Hours Per Week	-	-	-
Employed Full Time	1	1	1
Employed Part Time	1	-	-
Range of Hours Per Week	45	40	45

*** of those available for employment (number responding minus those not in the labor market)
() = number of graduates responding

Job listed in Wisconsin TechConnect	Full-time	Part-time
FVTC District (5 counties):	16	10
New North (FVTC 5 counties + 13 Northeast WI counties):	17	12
Wisconsin:	33	21

Actual positions held by 2018 graduates:

Workforce Planning Analyst, ThedaCare, Appleton, WI

Salary and work hours are computed from records of respondents working 35 or more hours per week in a job related to their training. Graduates completing multiple programs in the same academic year are counted under the highest-level award only.

Health Programs

Programs with **100%** graduate employment:



- Dental Assistant
- Dental Hygienist
- Health Information Technology
- Medical Assistant
- Medical Coding Specialist
- Practical Nursing

	Classes of 2016, 2017 & 2018 6 months after graduation		Classes of 2011, 2012 & 2013 5 years after graduation	
	Average Hourly Rate	Average Annual Wage	Average Hourly Rate	Average Annual Wage
AODA	\$17.68	\$36,766	\$22.95	\$47,728
Dental Assistant	\$14.75	\$30,682	\$19.46	\$40,477
Dental Hygienist	\$27.16	\$56,488	\$30.88	\$64,220
Health Information Technology	\$15.65	\$32,561	-	-
Medical Assistant	\$14.53	\$30,224	\$17.10	\$35,560
Medical Coding Specialist	\$15.08	\$31,370	-	-
Nursing - Associate Degree	\$26.61	\$55,342	\$30.91	\$64,289
Nursing Assistant	\$12.32	\$25,629	\$21.14	\$43,971
Nursing, Practical	\$18.37	\$38,210	\$22.38	\$46,549
Occupational Therapy Assistant	\$18.19	\$37,828	\$24.07	\$50,075

\$25,629 - \$56,488

average salary range
of a graduate
6 months after graduation



\$35,560 - \$64,289

average salary range
of a graduate
5 years after graduation

Alcohol & Other Drug Abuse Associate

105501

Associate in Applied Science Degree

	Class of 2018 6 Months After Graduation	Class of 2013 6 Months After Graduation	Class of 2013 5 Years After Graduation
Total Number of Graduates	8	19	19
Number Responding	5	15	12
Total Employed	3	13	11
Percent Employed***	75%	100%	100%
Related Employment	3	12	8
Unrelated Employment	-	1	3
Seeking Employment	1	-	-
Not in Labor Market/Student	1	2	1
Employed in the District	3 of 3	10 of 13	5 of 11
Median Annual Salary	-	25,000	45,760
Average Annual Salary	40,345 (3)	28,784 (9)	47,363 (7)
Range of Annual Salary	39,520 - 41,995	19,760 - 42,000	41,600 - 52,000
Average Hourly Rate	19.40 (3)	13.84 (9)	22.77 (7)
Average Hours Per Week	40 (3)	43 (10)	41 (7)
Employed Full Time	3	10	7
Employed Part Time	-	2	1
Range of Hours Per Week	40 - 40	40 - 55	40 - 50

*** of those available for employment (number responding minus those not in the labor market)
() = number of graduates responding

Job listed in Wisconsin TechConnect	Full-time	Part-time
FVTC District (5 counties):	52	15
New North (FVTC 5 counties + 13 Northeast WI counties):	59	27
Wisconsin:	87	56

Actual positions held by 2018 graduates:

AODA, Comprehensive Treatment Center, Appleton, WI (2)
Treatment Specialist 1, Drug Abuse Correctional Center, Winnebago, WI

Salary and work hours are computed from records of respondents working 35 or more hours per week in a job related to their training. Graduates completing multiple programs in the same academic year are counted under the highest-level award only.

Dental Assistant

315081
Technical Diploma

	Class of 2018 6 Months After Graduation	Class of 2013 6 Months After Graduation	Class of 2013 5 Years After Graduation
Total Number of Graduates	31	38	38
Number Responding	18	32	21
Total Employed	15	26	20
Percent Employed***	100%	93%	100%
Related Employment	13	23	16
Unrelated Employment	2	3	4
Seeking Employment	-	2	-
Not in Labor Market/Student	3	4	1
Employed in the District	7 of 15	12 of 26	14 of 20
Median Annual Salary	32,240	27,040	38,334
Average Annual Salary	32,166 (7)	27,569 (11)	44,691 (5)
Range of Annual Salary	29,120 - 35,360	24,960 - 31,824	31,200 - 60,320
Average Hourly Rate	15.46 (7)	13.25 (11)	21.49 (5)
Average Hours Per Week	37 (7)	39 (12)	40 (7)
Employed Full Time	7	12	7
Employed Part Time	6	11	9
Range of Hours Per Week	35 - 40	35 - 60	35 - 45

*** of those available for employment (number responding minus those not in the labor market)
() = number of graduates responding

Job listed in Wisconsin TechConnect	Full-time	Part-time
FVTC District (5 counties):	44	14
New North (FVTC 5 counties + 13 Northeast WI counties):	114	29
Wisconsin:	178	55

Actual positions held by 2018 graduates:

- Dental Assistant, Artistic Smiles Dentistry, Appleton, WI
- Dental Assistant, Dental Associates, Greenville, WI
- Dental Assistant, Dental Wellness Center, Green Bay, WI
- Dental Assistant, Oneida Community Health Center, Hobart, WI
- Dental Assistant, Twohig Family Dentistry, Fond du Lac, WI
- Dental Assistant, Willow Cove Dental, Green bay, WI
- Orthodontic Assistant, Orthodontic Specialists of Green Bay, De Pere, WI

Salary and work hours are computed from records of respondents working 35 or more hours per week in a job related to their training. Graduates completing multiple programs in the same academic year are counted under the highest-level award only.

Dental Hygienist

105081

Associate in Applied Science Degree

	Class of 2018 6 Months After Graduation	Class of 2013 6 Months After Graduation	Class of 2013 5 Years After Graduation
Total Number of Graduates	15	15	15
Number Responding	11	13	9
Total Employed	10	10	9
Percent Employed***	100%	83%	100%
Related Employment	9	10	9
Unrelated Employment	1	-	-
Seeking Employment	-	2	-
Not in Labor Market/Student	1	1	-
Employed in the District	7 of 10	5 of 10	6 of 9
Median Annual Salary	58,240	-	61,880
Average Annual Salary	57,824 (5)	-	60,840 (5)
Range of Annual Salary	56,160 - 60,320	-	56,160 - 63,440
Average Hourly Rate	27.80 (5)	-	29.25 (5)
Average Hours Per Week	38 (5)	-	36 (6)
Employed Full Time	5	2	6
Employed Part Time	4	8	3
Range of Hours Per Week	36 - 40	35 - 40	35 - 38

*** of those available for employment (number responding minus those not in the labor market)
() = number of graduates responding

Job listed in Wisconsin TechConnect	Full-time	Part-time
FVTC District (5 counties):	52	32
New North (FVTC 5 counties + 13 Northeast WI counties):	84	56
Wisconsin:	257	232

Actual positions held by 2018 graduates:

Dental Assistant, Forward Dental, Appleton, WI
 Dental Hygienist, Apple Town Dental Care, Appleton, WI
 Dental Hygienist, Glacier Dental, Oshkosh, WI
 Dental Hygienist, Midwest Dental, Manitowoc, WI
 Dental Hygienist, Silver Creek Dentistry, Ripon, WI

Salary and work hours are computed from records of respondents working 35 or more hours per week in a job related to their training.
 Graduates completing multiple programs in the same academic year are counted under the highest-level award only.

Health Information Technology

105301

Associate in Applied Science Degree

	Class of 2018 6 Months After Graduation	Class of 2013 6 Months After Graduation	Class of 2013 5 Years After Graduation
Total Number of Graduates	22	4	4
Number Responding	16	3	2
Total Employed	14	3	1
Percent Employed***	100%	100%	50%
Related Employment	11	3	1
Unrelated Employment	3	-	-
Seeking Employment	-	-	1
Not in Labor Market/Student	2	-	-
Employed in the District	5 of 14	2 of 3	1 of 1
Median Annual Salary	35,360	-	-
Average Annual Salary	37,431 (9)	-	-
Range of Annual Salary	26,312 - 65,000	-	-
Average Hourly Rate	18.00 (9)	-	-
Average Hours Per Week	43 (10)	-	-
Employed Full Time	10	1	-
Employed Part Time	1	2	1
Range of Hours Per Week	37 - 55	40	-

*** of those available for employment (number responding minus those not in the labor market)

() = number of graduates responding

Note: Similar job postings can be found under the Medical Coding Specialist Technical Diploma program.

Job listed in Wisconsin TechConnect	Full-time	Part-time
FVTC District (5 counties):	26	0
New North (FVTC 5 counties + 13 Northeast WI counties):	37	9
Wisconsin:	84	20

Actual positions held by 2018 graduates:

Administrative Associate, Options Treatment Programs, Appleton, WI
 Billing Specialist and CT, The Chiropractic Advantage, Appleton, WI
 Medicaid Appeals Team Lead, Humana, Green Bay, WI
 Medical Billing Specialist, Visonex, Green Bay, WI
 Patient Service Representative, Ascension Mercy, Oshkosh, WI
 Revenue Cycle Trainer, Aurora Health Care, Oshkosh, WI

Salary and work hours are computed from records of respondents working 35 or more hours per week in a job related to their training. Graduates completing multiple programs in the same academic year are counted under the highest-level award only.

Medical Assistant

315091
Technical Diploma

	Class of 2018 6 Months After Graduation	Class of 2013 6 Months After Graduation	Class of 2013 5 Years After Graduation
Total Number of Graduates	44	50	50
Number Responding	34	42	33
Total Employed	33	34	30
Percent Employed***	100%	92%	100%
Related Employment	32	26	18
Unrelated Employment	1	8	12
Seeking Employment	-	3	-
Not in Labor Market/Student	1	5	3
Employed in the District	24 of 33	24 of 34	17 of 30
Median Annual Salary	31,221	28,829	35,360
Average Annual Salary	31,288 (22)	29,952 (19)	37,966 (7)
Range of Annual Salary	29,619 - 37,128	26,728 - 35,568	32,614 - 53,040
Average Hourly Rate	15.04 (22)	14.40 (19)	18.25 (7)
Average Hours Per Week	38 (22)	38 (20)	39 (9)
Employed Full Time	22	20	9
Employed Part Time	10	6	9
Range of Hours Per Week	35 - 40	35 - 40	36 - 40

*** of those available for employment (number responding minus those not in the labor market)
() = number of graduates responding

Job listed in Wisconsin TechConnect	Full-time	Part-time
FVTC District (5 counties):	105	43
New North (FVTC 5 counties + 13 Northeast WI counties):	310	161
Wisconsin:	1114	557

Actual positions held by 2018 graduates:

Certified Medical Assistant, Ascension, Appleton, WI (2)
 Certified Medical Assistant, Bellin Health, Green Bay, WI
 Certified Medical Assistant, Stevens Point Orthopedics, Stevens Point, WI
 Certified Medical Assistant, ThedaCare Medical Center - New London, New London, WI
 Certified Medical Assistant, ThedaCare Physicians - Appleton West, Appleton, WI
 Certified Medical Assistant, ThedaCare Physicians - New London, New London, WI
 Certified Medical Assistant, ThedaCare, Appleton, WI
 Certified Medical Assistant, ThedaCare, Waupaca, WI
 Certified Medical Assistant, Urgent Care Physicians, Appleton, WI
 CMA - Rooming PTS, Fox Valley Pulmonary Medicine, Appleton, WI
 Dermatology Assistant, Ascension - Stevens Point, Stevens Point, WI
 Medical Assistant, Aurora Health Care, Oshkosh, WI (3)
 Medical Assistant, ThedaCare Physicians - Ripon, Ripon, WI
 Medical Assistant, ThedaCare, Appleton, WI
 Medical Assistant, University of Wisconsin - Oshkosh, Oshkosh, WI
 Pediatric Medical Assistant, Aurora Health Care, Oshkosh, WI
 Registered Medical Assistant, Ascension Medical Group at Kaukauna, Kaukauna, WI

Salary and work hours are computed from records of respondents working 35 or more hours per week in a job related to their training.
 Graduates completing multiple programs in the same academic year are counted under the highest-level award only.

Medical Coding Specialist

315302
Technical Diploma

	<i>Class of 2018 6 Months After Graduation</i>	<i>Class of 2013 6 Months After Graduation</i>	<i>Class of 2013 5 Years After Graduation</i>
Total Number of Graduates	15	9	9
Number Responding	7	8	3
Total Employed	6	5	3
Percent Employed***	100%	100%	100%
Related Employment	3	3	1
Unrelated Employment	3	2	2
Seeking Employment	-	-	-
Not in Labor Market/Student	1	3	-
Employed in the District	4 of 6	3 of 5	2 of 3
Median Annual Salary	-	-	-
Average Annual Salary	-	33,280 (3)	-
Range of Annual Salary	-	22,880 - 49,920	-
Average Hourly Rate	-	16.00 (3)	-
Average Hours Per Week	-	40 (3)	-
Employed Full Time	2	3	1
Employed Part Time	1	-	-
Range of Hours Per Week	40 - 40	40 - 40	40

*** of those available for employment (number responding minus those not in the labor market)
() = number of graduates responding

Note: The Medical Coding Specialist program is embedded in the Health Information Technology Associate Degree. Graduates are reported under the highest award obtained.

Job listed in Wisconsin TechConnect	Full-time	Part-time
FVTC District (5 counties):	50	32
New North (FVTC 5 counties + 13 Northeast WI counties):	97	57
Wisconsin:	141	59

Actual positions held by 2018 graduates:

Billing Assistant/Front Desk Assistant, Winnebago Oral Surgery, Oshkosh, WI
Information Associate, Brewster Village, Appleton, WI

Salary and work hours are computed from records of respondents working 35 or more hours per week in a job related to their training. Graduates completing multiple programs in the same academic year are counted under the highest-level award only.

Nursing - Associate Degree

105431

Associate in Applied Science Degree

	Class of 2018 6 Months After Graduation	Class of 2013 6 Months After Graduation	Class of 2013 5 Years After Graduation
Total Number of Graduates	70	83	83
Number Responding	57	67	59
Total Employed	56	60	59
Percent Employed***	98%	91%	100%
Related Employment	55	60	59
Unrelated Employment	1	-	-
Seeking Employment	1	6	-
Not in Labor Market/Student	-	1	-
Employed in the District	40 of 56	49 of 60	44 of 59
Median Annual Salary	55,224	52,000	64,480
Average Annual Salary	55,721 (31)	52,050 (21)	65,313 (29)
Range of Annual Salary	47,840 - 66,560	35,360 - 72,800	52,000 - 96,595
Average Hourly Rate	26.79 (31)	25.02 (21)	31.40 (29)
Average Hours Per Week	37 (33)	39 (23)	42 (30)
Employed Full Time	33	23	30
Employed Part Time	22	37	29
Range of Hours Per Week	35 - 40	35 - 50	35 - 68

*** of those available for employment (number responding minus those not in the labor market)
() = number of graduates responding

Note: Graduates are required to pass a national licensing examination in order to work as a Registered Nurse.

Job listed in Wisconsin TechConnect	Full-time	Part-time
FVTC District (5 counties):	169	146
New North (FVTC 5 counties + 13 Northeast WI counties):	313	239
Wisconsin:	1,180	878

Actual positions held by 2018 graduates:

- Cath Lab Registered Nurse, Agnesian HealthCare, Fond du Lac, WI
- Clinic Registered Nurse, Aurora Medical Center - Oshkosh, Oshkosh, WI
- Medical Support Specialist/Registered Nurse, Biolife Plasma Services, Appleton, WI
- Registered Nurse, Ascension NE Wisconsin - St. Elizabeth Campus, Appleton, WI (2)
- Registered Nurse, Ascension NE Wisconsin - Mercy Campus, Oshkosh, WI
- Registered Nurse, Ascension NE Wisconsin - St. Elizabeth Campus, Appleton, WI (3)
- Registered Nurse, Ascension St. Michael's Hospital, Stevens Point, WI
- Registered Nurse, Aurora Baycare Medical Center, Green Bay, WI
- Registered Nurse, Aurora Medical Center - Oshkosh, Oshkosh, WI
- Registered Nurse, Bellin Health, Green Bay, WI
- Registered Nurse, Kaukauna Clinic, Kaukauna, WI
- Registered Nurse, Mercy, Iowa City, IA
- Registered Nurse, Rennes Health & Rehabilitation Center, Appleton, WI (2)
- Registered Nurse, Ripon Medical Center (SSM Health), Ripon, WI
- Registered Nurse, St. Elizabeth Hospital, Appleton, WI
- Registered Nurse, ThedaCare Medical Center - New London, New London, WI
- Registered Nurse, ThedaCare Regional Medical Center - Neenah, Neenah, WI (3)
- Registered Nurse, ThedaCare, Appleton, WI (3)

Salary and work hours are computed from records of respondents working 35 or more hours per week in a job related to their training. Graduates completing multiple programs in the same academic year are counted under the highest-level award only.

Nursing Assistant

305431
Technical Diploma

	Class of 2018 6 Months After Graduation	Class of 2013 6 Months After Graduation	Class of 2013 5 Years After Graduation
Total Number of Graduates	509	703	703
Number Responding	260	427	159
Total Employed	81	189	119
Percent Employed***	86%	92%	98%
Related Employment	60	135	81
Unrelated Employment	21	54	38
Seeking Employment	13	16	3
Not in Labor Market/Student	166	222	37
Employed in the District	62 of 81	145 of 189	76 of 119
Median Annual Salary	28,080	21,840	50,376
Average Annual Salary	27,438 (17)	22,606 (47)	47,282 (40)
Range of Annual Salary	21,320 - 34,632	17,680 - 27,040	24,960 - 114,000
Average Hourly Rate	13.19 (17)	10.87 (47)	22.73 (40)
Average Hours Per Week	42 (18)	43 (51)	40 (47)
Employed Full Time	18	51	47
Employed Part Time	42	84	34
Range of Hours Per Week	35 - 60	35 - 68	35 - 65

*** of those available for employment (number responding minus those not in the labor market)
() = number of graduates responding

Note: This 6 to 12 week program is offered by FVTC at various locations throughout the district including high schools and area health care agencies. Graduates often continue their education in health-related programs. Five year job-related data includes graduates working in LPN and RN positions.

Job listed in Wisconsin TechConnect	Full-time	Part-time
FVTC District (5 counties):	486	744
New North (FVTC 5 counties + 13 Northeast WI counties):	832	1,216
Wisconsin:	2,626	4,103

Actual positions held by 2018 graduates:

Certified Nursing Assistant, Alten Haus, Neenah, WI
 Certified Nursing Assistant, Brookdale Senior Living, Appleton, WI
 Certified Nursing Assistant, Evergreen Retirement Community, Oshkosh, WI
 Certified Nursing Assistant, Four Winds Manor, Verona, WI
 Certified Nursing Assistant, Iola Living Assistance, Iola, WI
 Certified Nursing Assistant, Montello Care Center, Montello, WI
 Certified Nursing Assistant, Parkview Health Center, Oshkosh, WI
 Certified Nursing Assistant, St Agnes Hospital ER, Fond du Lac, WI
 Certified Nursing Assistant, St. Paul Elder Services, Kaukauna, WI (2)
 Certified Nursing Assistant, Supportive Learning Care, Oshkosh, WI
 Certified Nursing Assistant, The Bridges of Appleton, Appleton, WI
 CNA & Supervisor of Housekeeping/Laundry, Rennes Health & Rehabilitation Center, Appleton, WI
 CNA/RNA, The Bridges of Appleton, Appleton, WI
 Resident Assistant / CNA, Evergreen Retirement Community, Oshkosh, WI
 Resident Assistant, Kindred Hearts, Kaukauna, WI
 Resident Care Person, Willow Park Place, New Holstein, WI
 Support Provider, Clarity Care, Oshkosh, WI

Salary and work hours are computed from records of respondents working 35 or more hours per week in a job related to their training. Graduates completing multiple programs in the same academic year are counted under the highest-level award only.

Nursing, Practical

315431

Technical Diploma

Official Title: Practical Nursing

	Class of 2018 6 Months After Graduation	Class of 2013 6 Months After Graduation	Class of 2013 5 Years After Graduation
Total Number of Graduates	113	48	48
Number Responding	102	39	30
Total Employed	38	32	27
Percent Employed***	100%	94%	96%
Related Employment	37	31	25
Unrelated Employment	1	1	2
Seeking Employment	-	2	1
Not in Labor Market/Student	64	5	2
Employed in the District	26 of 38	26 of 32	18 of 27
Median Annual Salary	39,520	38,760	48,920
Average Annual Salary	39,807 (27)	38,330 (16)	50,599 (12)
Range of Annual Salary	31,699 - 56,160	30,659 - 47,840	34,549 - 99,840
Average Hourly Rate	19.14 (27)	18.43 (16)	24.33 (12)
Average Hours Per Week	40 (28)	40 (16)	40 (14)
Employed Full Time	28	16	14
Employed Part Time	9	15	11
Range of Hours Per Week	36 - 50	35 - 45	35 - 45

*** of those available for employment (number responding minus those not in the labor market)

() = number of graduates responding

Note: Graduates are required to pass a national licensing examination in order to work as a Licensed Practical Nurse.

Job listed in Wisconsin TechConnect	Full-time	Part-time
FVTC District (5 counties):	111	118
New North (FVTC 5 counties + 13 Northeast WI counties):	222	183
Wisconsin:	438	389

Actual positions held by 2018 graduates:

Licensed Practical Nurse, Alliance Services, Inc., West Bend, WI
 Licensed Practical Nurse, Ascension NE Wisconsin - Mercy Campus, Oshkosh, WI
 Licensed Practical Nurse, Ascension, Appleton, WI
 Licensed Practical Nurse, Aspire Senior Living, Kimberly, WI
 Licensed Practical Nurse, Aurora - Oshkosh/Fond du Lac, Oshkosh, WI
 Licensed Practical Nurse, Aurora Health Care, Oshkosh, WI
 Licensed Practical Nurse, Aurora Medical Center, Oshkosh, WI
 Licensed Practical Nurse, Aurora St. Luke's Medical Center, Milwaukee, WI
 Licensed Practical Nurse, Aurora, Oshkosh, WI (4)
 Licensed Practical Nurse, Bellin Health, Green Bay, WI
 Licensed Practical Nurse, Bethany Home, Waupaca, WI
 Licensed Practical Nurse, Bornemann Senior Communities, Green Bay, WI
 Licensed Practical Nurse, EdenBrook of Oshkosh, Oshkosh, WI
 Licensed Practical Nurse, International Quality Homecare, Stevens Point, WI
 Licensed Practical Nurse, Oakridge Gardens Rehabilitation & Memory Center, Menasha, WI
 Licensed Practical Nurse, St. Joseph Residence, New London, WI
 Licensed Practical Nurse, St. Mary's Hospital, Madison, WI
 Licensed Practical Nurse, St. Paul Elder Services, Kaukauna, WI (2)
 Licensed Practical Nurse, The Bridges of Appleton, Appleton, WI
 Licensed Practical Nurse, Waupun Correctional Institution, Waupun, WI
 Occupational Health Nurse, Waupaca Foundry, Waupaca, WI
 Rooming Nurse, Agnesian HealthCare, Fond du Lac, WI

Salary and work hours are computed from records of respondents working 35 or more hours per week in a job related to their training. Graduates completing multiple programs in the same academic year are counted under the highest-level award only.

Occupational Therapy Assistant

105141

Associate in Applied Science Degree

	Class of 2018 6 Months After Graduation	Class of 2013 6 Months After Graduation	Class of 2013 5 Years After Graduation
Total Number of Graduates	30	36	36
Number Responding	20	27	20
Total Employed	16	13	18
Percent Employed***	89%	57%	100%
Related Employment	13	7	14
Unrelated Employment	3	6	4
Seeking Employment	2	10	-
Not in Labor Market/Student	2	4	2
Employed in the District	7 of 16	5 of 13	6 of 18
Median Annual Salary	37,440	41,600	57,200
Average Annual Salary	47,008 (5)	41,210 (4)	56,569 (6)
Range of Annual Salary	29,120 - 83,200	23,400 - 58,240	39,894 - 76,960
Average Hourly Rate	22.60 (5)	19.81 (4)	27.20 (6)
Average Hours Per Week	40 (6)	40 (4)	39 (7)
Employed Full Time	6	4	7
Employed Part Time	7	3	7
Range of Hours Per Week	40 - 40	40 - 40	35 - 40

*** of those available for employment (number responding minus those not in the labor market)
() = number of graduates responding

	Full-time	Part-time
Job listed in Wisconsin TechConnect		
FVTC District (5 counties):	1	1
New North (FVTC 5 counties + 13 Northeast WI counties):	4	2
Wisconsin:	19	63

Actual positions held by 2018 graduates:

- Certified Occupational Therapy Assistant, Brewster Village, Appleton, WI
- Certified Occupational Therapy Assistant, ONR, Inc., Austin, TX
- Certified Occupational Therapy Assistant, Winnebago Mental Health Institute, Oshkosh, WI
- Mental Health Specialist, Lutheran Social Services, Appleton, WI
- Occupational Therapy Assistant, Aegis Therapies-Bethel Care Center, St. Paul, MN
- Occupational Therapy Assistant, Winnebago Mental Health Institute, Winnebago, WI

Salary and work hours are computed from records of respondents working 35 or more hours per week in a job related to their training. Graduates completing multiple programs in the same academic year are counted under the highest-level award only.

Information Technology Programs

Programs with **100%** graduate employment:



- IT – Help Desk Support Specialist
- IT – Information Systems Security Specialist
- IT – Network Specialist
- IT – Network Systems Administrations
- IT – Web Development & Design Specialist
- Web Design

	Classes of 2016, 2017 & 2018 6 months after graduation		Classes of 2011, 2012 & 2013 5 years after graduation	
	Average Hourly Rate	Average Annual Wage	Average Hourly Rate	Average Annual Wage
IT - Computer Support Specialist	\$18.87	\$39,251	\$21.95	\$45,649
IT - Network Specialist	\$22.08	\$45,916	\$28.50	\$59,273
IT – Network Systems Admin.	\$20.57	\$42,776	\$30.24	\$62,900
IT - Software Developer	\$24.92	\$51,840	\$36.40	\$75,707
IT - Web Dev. & Design Specialist	\$21.21	\$44,116	\$26.83	\$55,812

\$39,251 - \$51,840

average salary range
of a graduate
6 months after graduation



\$45,649 - \$75,707

average salary range
of a graduate
5 years after graduation

IT - Computer Support Specialist

101543

Associate in Applied Science Degree

	Class of 2018 6 Months After Graduation	Class of 2013 6 Months After Graduation	Class of 2013 5 Years After Graduation
Total Number of Graduates	21	26	26
Number Responding	15	19	17
Total Employed	9	15	15
Percent Employed***	82%	88%	100%
Related Employment	7	9	7
Unrelated Employment	2	6	8
Seeking Employment	2	2	-
Not in Labor Market/Student	4	2	2
Employed in the District	8 of 9	12 of 15	11 of 15
Median Annual Salary	32,323	29,120	50,000
Average Annual Salary	35,409 (5)	34,249 (7)	49,095 (5)
Range of Annual Salary	27,040 - 47,000	24,960 - 52,000	37,586 - 62,000
Average Hourly Rate	17.02 (5)	16.47 (7)	23.60 (5)
Average Hours Per Week	40 (5)	40 (7)	44 (7)
Employed Full Time	5	7	7
Employed Part Time	2	2	-
Range of Hours Per Week	40 - 41	38 - 40	40 - 50

*** of those available for employment (number responding minus those not in the labor market)
() = number of graduates responding

Note: Similar job postings can be found under the IT - Help Desk Support Specialist Technical Diploma program.

Job listed in Wisconsin TechConnect	Full-time	Part-time
FVTC District (5 counties):	64	26
New North (FVTC 5 counties + 13 Northeast WI counties):	144	44
Wisconsin:	506	170

Actual positions held by 2018 graduates:

Computer Technician, Link Computing Solutions, Oshkosh, WI
 Data Support Specialist, Navitus Health Solutions, Appleton, WI
 On-site Technician, Appleton Area School District, Appleton, WI
 Personal Computer Technician, Community First Credit Union, Neenah, WI
 Technical Support Associate, Greatland Corporation, Green Bay, WI

Salary and work hours are computed from records of respondents working 35 or more hours per week in a job related to their training. Graduates completing multiple programs in the same academic year are counted under the highest-level award only.

IT – Help Desk Support Specialist

311547
Technical Diploma

	<i>Class of 2018 6 Months After Graduation</i>	<i>Class of 2013 6 Months After Graduation</i>	<i>Class of 2013 5 Years After Graduation</i>
Total Number of Graduates	3	3	3
Number Responding	1	3	2
Total Employed	1	-	1
Percent Employed***	100%	-	100%
Related Employment	1	-	-
Unrelated Employment	-	-	1
Seeking Employment	-	1	-
Not in Labor Market/Student	-	2	1
Employed in the District	1 of 1	-	1 of 1
Median Annual Salary	-	-	-
Average Annual Salary	-	-	-
Range of Annual Salary	-	-	-
Average Hourly Rate	-	-	-
Average Hours Per Week	-	-	-
Employed Full Time	-	-	-
Employed Part Time	1	-	-
Range of Hours Per Week	-	-	-

*** of those available for employment (number responding minus those not in the labor market)
() = number of graduates responding

Note: The IT - Help Desk Support Specialist program is embedded in the IT - Computer Support Specialist Associate Degree. Graduates are reported under the highest award obtained.

Job listed in Wisconsin TechConnect	Full-time	Part-time
FVTC District (5 counties):	26	11
New North (FVTC 5 counties + 13 Northeast WI counties):	26	11
Wisconsin:	26	11

Salary and work hours are computed from records of respondents working 35 or more hours per week in a job related to their training. Graduates completing multiple programs in the same academic year are counted under the highest-level award only.

IT - Information Systems Security Specialist

101513

Associate in Applied Science Degree

	Class of 2018 6 Months After Graduation	<i>Class of 2013 6 Months After Graduation</i>	<i>Class of 2013 5 Years After Graduation</i>
Total Number of Graduates	5		
Number Responding	4		
Total Employed	3		
Percent Employed***	100%		
Related Employment	3		
Unrelated Employment	-		
Seeking Employment	-		
Not in Labor Market/Student	1		This program had no graduates in 2012-13.
Employed in the District	3 of 3		
Median Annual Salary	-		
Average Annual Salary	-		
Range of Annual Salary	-		
Average Hourly Rate	-		
Average Hours Per Week	-		
Employed Full Time	2		
Employed Part Time	1		
Range of Hours Per Week	40 - 40		

*** of those available for employment (number responding minus those not in the labor market)
() = number of graduates responding

Job listed in Wisconsin TechConnect	Full-time	Part-time
FVTC District (5 counties):	4	0
New North (FVTC 5 counties + 13 Northeast WI counties):	4	0
Wisconsin:	4	0

Actual positions held by 2018 graduates:

Service Coordinator, EDCi, Appleton, WI
System Support, Community First Credit Union, Neenah, WI

Salary and work hours are computed from records of respondents working 35 or more hours per week in a job related to their training. Graduates completing multiple programs in the same academic year are counted under the highest-level award only.

IT - Network Specialist

101502

Associate in Applied Science Degree

	Class of 2018 6 Months After Graduation	Class of 2013 6 Months After Graduation	Class of 2013 5 Years After Graduation
Total Number of Graduates	14	29	29
Number Responding	9	22	17
Total Employed	8	14	17
Percent Employed***	100%	78%	100%
Related Employment	6	11	13
Unrelated Employment	2	3	4
Seeking Employment	-	4	-
Not in Labor Market/Student	1	4	-
Employed in the District	4 of 8	11 of 14	14 of 17
Median Annual Salary	41,340	33,000	50,000
Average Annual Salary	45,093 (6)	31,836 (11)	54,391 (7)
Range of Annual Salary	37,440 - 60,000	24,960 - 41,600	39,520 - 81,120
Average Hourly Rate	21.68 (6)	15.31 (11)	26.15 (7)
Average Hours Per Week	43 (6)	42 (11)	42 (11)
Employed Full Time	6	11	11
Employed Part Time	-	-	2
Range of Hours Per Week	40 - 45	40 - 50	40 - 45

*** of those available for employment (number responding minus those not in the labor market)
() = number of graduates responding

Job listed in Wisconsin TechConnect	Full-time	Part-time
FVTC District (5 counties):	2	2
New North (FVTC 5 counties + 13 Northeast WI counties):	40	3
Wisconsin:	335	74

Actual positions held by 2018 graduates:

- Hardware Support Technician, Menards, Eau Claire, WI
- Help Desk Support Specialist, Ariens, Brillion, WI
- Information Support Technician, USS LLC, Appleton, WI
- Install Technician, Communications Engineering Company, De Pere, WI
- IT Services Technician, Nsight Telservices, Green Bay, WI
- Technical Support Specialist, Pierce Manufacturing, Appleton, WI

Salary and work hours are computed from records of respondents working 35 or more hours per week in a job related to their training. Graduates completing multiple programs in the same academic year are counted under the highest-level award only.

IT – Network Systems Administration

101505

Associate in Applied Science Degree

	Class of 2018 6 Months After Graduation	Class of 2013 6 Months After Graduation	Class of 2013 5 Years After Graduation
Total Number of Graduates	14	8	8
Number Responding	8	7	8
Total Employed	7	5	7
Percent Employed***	100%	83%	88%
Related Employment	7	3	4
Unrelated Employment	-	2	3
Seeking Employment	-	1	1
Not in Labor Market/Student	1	1	-
Employed in the District	6 of 7	3 of 5	5 of 7
Median Annual Salary	49,250	-	57,800
Average Annual Salary	51,003 (6)	-	62,900 (4)
Range of Annual Salary	31,200 - 72,800	-	40,000 - 96,000
Average Hourly Rate	24.52 (6)	-	30.24 (4)
Average Hours Per Week	40 (7)	-	44 (4)
Employed Full Time	7	2	4
Employed Part Time	-	1	-
Range of Hours Per Week	40 - 42	40 - 40	40 - 50

*** of those available for employment (number responding minus those not in the labor market)
() = number of graduates responding

Job listed in Wisconsin TechConnect	Full-time	Part-time
FVTC District (5 counties):	10	1
New North (FVTC 5 counties + 13 Northeast WI counties):	11	1
Wisconsin:	40	10

Actual positions held by 2018 graduates:

- Information Systems Analyst, Appvion, Appleton, WI
- IT Specialist, McClone, Menasha, WI
- IT Support, Prospera Credit Union, Appleton, WI
- Operations Technician, TEKsystems, Appleton, WI
- Operations Technician, Thrivent Financial, Appleton, WI
- Systems Security Administrator, Schreiber Foods, Inc., Green Bay, WI
- Web Infrastructure Engineer, Thrivent Financial (Kelly Services), Appleton, WI

Salary and work hours are computed from records of respondents working 35 or more hours per week in a job related to their training. Graduates completing multiple programs in the same academic year are counted under the highest-level award only.

IT - Software Developer

101521

Associate in Applied Science Degree

Formerly: IT - Programmer/Analyst

	Class of 2018 6 Months After Graduation	Class of 2013 6 Months After Graduation	Class of 2013 5 Years After Graduation
Total Number of Graduates	30	31	31
Number Responding	23	22	17
Total Employed	16	15	16
Percent Employed***	89%	75%	94%
Related Employment	11	15	15
Unrelated Employment	5	-	1
Seeking Employment	2	5	1
Not in Labor Market/Student	5	2	-
Employed in the District	11 of 16	14 of 15	12 of 16
Median Annual Salary	56,650	40,550	80,000
Average Annual Salary	54,180 (10)	43,135 (14)	71,490 (14)
Range of Annual Salary	20,800 - 70,720	20,800 - 65,000	42,000 - 93,500
Average Hourly Rate	26.05 (10)	20.74 (14)	34.37 (14)
Average Hours Per Week	42 (11)	42 (15)	40 (15)
Employed Full Time	11	15	15
Employed Part Time	-	-	-
Range of Hours Per Week	40 - 50	37 - 75	35 - 45

*** of those available for employment (number responding minus those not in the labor market)
() = number of graduates responding

Job listed in Wisconsin TechConnect	Full-time	Part-time
FVTC District (5 counties):	34	3
New North (FVTC 5 counties + 13 Northeast WI counties):	56	5
Wisconsin:	189	35

Actual positions held by 2018 graduates:

- Analyst/Programmer, Plexus, Neenah, WI
- Associate Application Engineer, Thrivent Financial, Appleton, WI
- Associate Information Management Engineer, Thrivent Financial, Appleton, WI
- Associate Software Engineer, Smartstream Technologies, Philadelphia, PA
- Computer Tech, PC & Cell Solutions, New London, WI
- Information Security Analyst, Thrivent Financial, Appleton, WI
- Machine Programmer, Surface Mount Technology, Appleton, WI
- Software Asset Manager, DXC, Falls Church, VA
- Software Developer, Kforce Constellation, De Pere, WI
- Software Engineer, Humana, De Pere, WI
- Software engineer, Transcendent Technologies, Kaukauna, WI

Salary and work hours are computed from records of respondents working 35 or more hours per week in a job related to their training. Graduates completing multiple programs in the same academic year are counted under the highest-level award only.

IT - Web Development & Design Specialist

101522

Associate in Applied Science Degree

	Class of 2018 6 Months After Graduation	Class of 2013 6 Months After Graduation	Class of 2013 5 Years After Graduation
Total Number of Graduates	18	37	37
Number Responding	15	24	18
Total Employed	14	16	14
Percent Employed***	100%	84%	88%
Related Employment	8	11	9
Unrelated Employment	6	5	5
Seeking Employment	-	3	2
Not in Labor Market/Student	1	5	2
Employed in the District	8 of 14	9 of 16	10 of 14
Median Annual Salary	42,640	31,080	55,000
Average Annual Salary	40,733 (6)	34,404 (10)	54,727 (5)
Range of Annual Salary	22,880 - 57,200	20,800 - 60,000	41,000 - 75,000
Average Hourly Rate	19.58 (6)	16.54 (10)	26.31 (5)
Average Hours Per Week	40 (8)	41 (10)	41 (8)
Employed Full Time	8	10	8
Employed Part Time	-	1	1
Range of Hours Per Week	38 - 45	38 - 50	40 - 45

*** of those available for employment (number responding minus those not in the labor market)
() = number of graduates responding

Note: Similar job postings can be found under the Web Design Technical Diploma program.

Job listed in Wisconsin TechConnect	Full-time	Part-time
FVTC District (5 counties):	4	8
New North (FVTC 5 counties + 13 Northeast WI counties):	9	27
Wisconsin:	11	31

Actual positions held by 2018 graduates:

Operations Technician, Thrivent Financial, Appleton, WI
 Programmer Analyst 2, Navitus Health Solutions, Appleton, WI
 Software Developer I, J. J. Keller & Associates, Inc., Neenah, WI
 Software Developer, Kforce at Constellation Energy Services, De Pere, WI
 Technology Systems Specialist, Northeastern Wisconsin Technical College, Green Bay, WI
 Web Developer, Stellar Blue Technologies, Neenah, WI
 Web Developer/Programmer, Custom Offsets LLC, Appleton, WI

Salary and work hours are computed from records of respondents working 35 or more hours per week in a job related to their training.
 Graduates completing multiple programs in the same academic year are counted under the highest-level award only.

Web Design

311522
Technical Diploma

	<i>Class of 2018 6 Months After Graduation</i>	<i>Class of 2013 6 Months After Graduation</i>	<i>Class of 2013 5 Years After Graduation</i>
Total Number of Graduates	1		
Number Responding	1		
Total Employed	1		
Percent Employed***	100%		
Related Employment	-		
Unrelated Employment	1		
Seeking Employment	-		
Not in Labor Market/Student	-		
Employed in the District	-		
Median Annual Salary	-		
Average Annual Salary	-		
Range of Annual Salary	-		
Average Hourly Rate	-		
Average Hours Per Week	-		
Employed Full Time	-		
Employed Part Time	-		
Range of Hours Per Week	-		

This program had
no graduates in 2012-13.

*** of those available for employment (number responding minus those not in the labor market)
() = number of graduates responding

Note: The Web Design program is embedded in the IT - Web Development & Design Specialist Associate Degree. Graduates are reported under the highest award obtained.

Job listed in Wisconsin TechConnect	Full-time	Part-time
FVTC District (5 counties):	2	2
New North (FVTC 5 counties + 13 Northeast WI counties):	2	2
Wisconsin:	2	2

Salary and work hours are computed from records of respondents working 35 or more hours per week in a job related to their training. Graduates completing multiple programs in the same academic year are counted under the highest-level award only.

Manufacturing Programs

Programs with **100%** graduate employment:

- Automated Manufacturing Systems
- Electro-Mechanical Technology
- Engineering Technology, Electrical
- Industrial Engineering Technology
- Industrial Maintenance Mechanic
- Machine Tool Technician
- Manufacturing Engineering Technology
- Mechanical Design Technology
- Quality Engineering Technology
- Quality Technician
- Safety Engineering Technology
- Supply Chain Management
- Technical Studies-Journeyworker
- Welding Technology, Industrial
- Welding, Production
- Welding/Metal Fab Technician



	Classes of 2016, 2017 & 2018 6 months after graduation		Classes of 2011, 2012 & 2013 5 years after graduation	
	Average Hourly Rate	Average Annual Wage	Average Hourly Rate	Average Annual Wage
Automated Manufacturing Systems	\$25.84	\$53,747	\$36.45	\$75,825
Electro-Mechanical Technology	\$22.87	\$47,573	\$27.94	\$58,110
Engineering Technology, Electrical	\$23.89	\$49,681	\$26.93	\$56,014
Engineering Technology, Electronic	\$24.23	\$50,405	\$26.99	\$56,148
Industrial Engineering Technology	\$27.69	\$57,587	\$29.78	\$61,946
Industrial Maintenance Mechanic	\$22.17	\$46,107	-	-
Machine Tool Technician	\$19.80	\$41,183	\$24.94	\$51,866
Mechanical CAD Drafting	\$20.47	\$42,582	\$0.00	\$0
Mechanical Design Technology	\$21.68	\$45,096	\$26.66	\$55,462
Quality Engineering Technology	\$32.48	\$67,565	-	-
Safety Engineering Technology	\$31.18	\$64,858	\$32.69	\$68,000
Technical Studies-Journeyworker	\$29.60	\$61,558	\$32.57	\$67,745
Welding Technology, Industrial	\$21.65	\$45,042	\$25.11	\$52,219
Welding, Production	\$17.95	\$37,336	\$23.54	\$48,964
Welding/Metal Fab Technician	\$20.08	\$41,764	-	-
Welding/Metal Fabrication	\$17.34	\$36,075	\$24.32	\$50,582

\$36,075 - \$67,565

average salary range
of a graduate
6 months after graduation



\$48,964 - \$75,825

average salary range
of a graduate
5 years after graduation

Automated Manufacturing Systems Technology

106283

Associate in Applied Science Degree

	Class of 2018 6 Months After Graduation	Class of 2013 6 Months After Graduation	Class of 2013 5 Years After Graduation
Total Number of Graduates	14	8	8
Number Responding	9	4	6
Total Employed	9	4	6
Percent Employed***	100%	100%	100%
Related Employment	8	4	6
Unrelated Employment	1	-	-
Seeking Employment	-	-	-
Not in Labor Market/Student	-	-	-
Employed in the District	4 of 9	2 of 4	4 of 6
Median Annual Salary	56,181	-	67,000
Average Annual Salary	54,499 (7)	43,920 (3)	80,800 (5)
Range of Annual Salary	39,520 - 60,736	42,000 - 45,760	58,000 - 147,000
Average Hourly Rate	26.20 (7)	21.12 (3)	38.85 (5)
Average Hours Per Week	45 (7)	42 (3)	46 (5)
Employed Full Time	7	3	5
Employed Part Time	1	1	1
Range of Hours Per Week	40 - 50	40 - 45	40 - 60

*** of those available for employment (number responding minus those not in the labor market)

() = number of graduates responding

Note: Similar job postings can be found under the Electro-Mechanical Technology Associate Degree program and the Industrial Maintenance Mechanic Technical Diploma program.

Job listed in Wisconsin TechConnect	Full-time	Part-time
FVTC District (5 counties):	64	6
New North (FVTC 5 counties + 13 Northeast WI counties):	64	6
Wisconsin:	160	10

Actual positions held by 2018 graduates:

- Automated Technician, Hoffmaster Group, Oshkosh, WI
- Automation Technician, Hoffmaster Group, Oshkosh, WI
- Electrical Technician, Presto Products, Weyauwega, WI
- Electrician, Sanimax, Howard, WI
- Engineering Technician, Mid-States Aluminum, Fond du Lac, WI
- Installation Technician, Fosber America, Green Bay, WI
- Research Technologist / Laser Specialist, Albany International, Menasha, WI

Salary and work hours are computed from records of respondents working 35 or more hours per week in a job related to their training. Graduates completing multiple programs in the same academic year are counted under the highest-level award only.

Electro-Mechanical Technology

106201

Associate in Applied Science Degree

	Class of 2018 6 Months After Graduation	Class of 2013 6 Months After Graduation	Class of 2013 5 Years After Graduation
Total Number of Graduates	15	15	15
Number Responding	10	11	9
Total Employed	9	10	9
Percent Employed***	100%	100%	100%
Related Employment	6	10	6
Unrelated Employment	3	-	3
Seeking Employment	-	-	-
Not in Labor Market/Student	1	1	-
Employed in the District	7 of 9	5 of 10	4 of 9
Median Annual Salary	-	41,725	50,960
Average Annual Salary	51,307 (3)	43,758 (9)	55,399 (5)
Range of Annual Salary	41,600 - 62,400	31,200 - 63,000	47,070 - 68,723
Average Hourly Rate	24.67 (3)	21.04 (9)	26.63 (5)
Average Hours Per Week	43 (5)	44 (9)	44 (6)
Employed Full Time	5	9	6
Employed Part Time	1	1	-
Range of Hours Per Week	40 - 50	40 - 55	40 - 52

*** of those available for employment (number responding minus those not in the labor market)
() = number of graduates responding

Note: Similar job postings can be found under the Automated Manufacturing Systems Technology Associate Degree program.

Job listed in Wisconsin TechConnect	Full-time	Part-time
FVTC District (5 counties):	230	10
New North (FVTC 5 counties + 13 Northeast WI counties):	610	36
Wisconsin:	1124	52

Actual positions held by 2018 graduates:

Advanced Service Technician, Sure Controls, Greenville, WI
Electro-Mechanical Technician, Bemis Company, Oshkosh, WI
Installation Engineer, Fosber America, Green Bay, WI

Salary and work hours are computed from records of respondents working 35 or more hours per week in a job related to their training. Graduates completing multiple programs in the same academic year are counted under the highest-level award only.

Engineering Technology, Electrical

106621

Associate in Applied Science Degree

Official Title: Electrical Engineering Technology

	Class of 2018 6 Months After Graduation	Class of 2013 6 Months After Graduation	Class of 2013 5 Years After Graduation
Total Number of Graduates	11	10	10
Number Responding	8	8	6
Total Employed	7	6	6
Percent Employed***	100%	100%	100%
Related Employment	5	5	4
Unrelated Employment	2	1	2
Seeking Employment	-	-	-
Not in Labor Market/Student	1	2	-
Employed in the District	5 of 7	4 of 6	3 of 6
Median Annual Salary	-	-	-
Average Annual Salary	46,829 (3)	26,347 (3)	50,027 (3)
Range of Annual Salary	42,640 - 55,000	20,800 - 31,200	30,160 - 70,000
Average Hourly Rate	22.51 (3)	12.67 (3)	24.05 (3)
Average Hours Per Week	43 (3)	40 (4)	46 (3)
Employed Full Time	3	4	3
Employed Part Time	2	1	1
Range of Hours Per Week	40 - 45	40 - 40	42 - 50

*** of those available for employment (number responding minus those not in the labor market)

() = number of graduates responding

Note: Similar job postings can be found under the Electronic Engineering Technology Associate Degree program.

Job listed in Wisconsin TechConnect	Full-time	Part-time
FVTC District (5 counties):	45	2
New North (FVTC 5 counties + 13 Northeast WI counties):	85	3
Wisconsin:	322	13

Actual positions held by 2018 graduates:

- Degreed Tester, Miller Electric, Appleton, WI
- Electrical Designer, Miller Electric, Appleton, WI
- Electrical Engineering, Valmet, Appleton, WI

Salary and work hours are computed from records of respondents working 35 or more hours per week in a job related to their training. Graduates completing multiple programs in the same academic year are counted under the highest-level award only.

Engineering Technology, Electronic

106057

Associate in Applied Science Degree

Formerly: 106052 - Engineering Electronics Design & Manufacturing

Official Title: Electronic Engineering Technology

	Class of 2018 6 Months After Graduation	Class of 2013 6 Months After Graduation	Class of 2013 5 Years After Graduation
Total Number of Graduates	6	3	3
Number Responding	6	-	3
Total Employed	5	-	3
Percent Employed***	83%	-	100%
Related Employment	5	-	2
Unrelated Employment	-	-	1
Seeking Employment	1	-	-
Not in Labor Market/Student	-	-	-
Employed in the District	4 of 5	-	2 of 3
Median Annual Salary	46,360	-	-
Average Annual Salary	45,344 (4)	-	-
Range of Annual Salary	32,656 - 56,000	-	-
Average Hourly Rate	21.80 (4)	-	-
Average Hours Per Week	45 (5)	-	-
Employed Full Time	5	-	1
Employed Part Time	-	-	1
Range of Hours Per Week	40 - 50	-	45

*** of those available for employment (number responding minus those not in the labor market)

() = number of graduates responding

Note: Similar job postings can be found under the Electrical Engineering Technology Associate Degree program.

	Full-time	Part-time
Job listed in Wisconsin TechConnect		
FVTC District (5 counties):	46	3
New North (FVTC 5 counties + 13 Northeast WI counties):	47	3
Wisconsin:	489	30

Actual positions held by 2018 graduates:

- Degreed Tester, Miller Electric, Appleton, WI
- Electronic Engineer, Ducommun, Appleton, WI
- IoT Developer, Excelion Partners, Neenah, WI
- Supply Quality Electricity Engineer, Alliance Laundry Systems, Ripon, WI
- Test Technician, Surface Mount Technology, Appleton, WI

Salary and work hours are computed from records of respondents working 35 or more hours per week in a job related to their training. Graduates completing multiple programs in the same academic year are counted under the highest-level award only.

Industrial Engineering Technology

106231

Associate in Applied Science Degree
Formerly: 106237 - Applied Engineering Technology

	Class of 2018 6 Months After Graduation	Class of 2013 6 Months After Graduation	Class of 2013 5 Years After Graduation
Total Number of Graduates	4	19	19
Number Responding	4	15	12
Total Employed	3	12	11
Percent Employed***	100%	80%	100%
Related Employment	3	10	5
Unrelated Employment	-	2	6
Seeking Employment	-	3	-
Not in Labor Market/Student	1	-	1
Employed in the District	2 of 3	6 of 12	3 of 11
Median Annual Salary	-	48,000	-
Average Annual Salary	-	58,761 (9)	74,071 (3)
Range of Annual Salary	-	24,960 - 112,320	62,213 - 80,000
Average Hourly Rate	-	28.25 (9)	35.61 (3)
Average Hours Per Week	42 (3)	48 (9)	51 (5)
Employed Full Time	3	9	5
Employed Part Time	-	1	-
Range of Hours Per Week	40 - 45	40 - 60	50 - 55

*** of those available for employment (number responding minus those not in the labor market)
() = number of graduates responding

Note: Similar job postings can be found under the Process Technician Technical Diploma program.

Job listed in Wisconsin TechConnect	Full-time	Part-time
FVTC District (5 counties):	4	0
New North (FVTC 5 counties + 13 Northeast WI counties):	4	0
Wisconsin:	58	3

Actual positions held by 2018 graduates:

Quality Value Stream Leader, Faith Technologies, Appleton, WI
Special Projects, Laminations, Appleton, WI

Salary and work hours are computed from records of respondents working 35 or more hours per week in a job related to their training. Graduates completing multiple programs in the same academic year are counted under the highest-level award only.

Industrial Maintenance Mechanic

314622
Technical Diploma

	<i>Class of 2018 6 Months After Graduation</i>	<i>Class of 2013 6 Months After Graduation</i>	<i>Class of 2013 5 Years After Graduation</i>
Total Number of Graduates	8		
Number Responding	8		
Total Employed	3		
Percent Employed***	100%		
Related Employment	1		
Unrelated Employment	2		
Seeking Employment	-		
Not in Labor Market/Student	5		This program had no graduates in 2012-13.
Employed in the District	2 of 3		
Median Annual Salary	-		
Average Annual Salary	-		
Range of Annual Salary	-		
Average Hourly Rate	-		
Average Hours Per Week	-		
Employed Full Time	1		
Employed Part Time	-		
Range of Hours Per Week	40		

*** of those available for employment (number responding minus those not in the labor market)
() = number of graduates responding

Note: The Industrial Maintenance Mechanic program is embedded in the Automated Manufacturing Systems Technology Associate Degree. Graduates are reported under the highest award obtained.

Job listed in Wisconsin TechConnect	Full-time	Part-time
FVTC District (5 counties):	17	0
New North (FVTC 5 counties + 13 Northeast WI counties):	87	2
Wisconsin:	347	41

Actual positions held by 2018 graduates:

Rail Car Mechanic (Carman), CN North Fond du Lac Yard, Fond du Lac, WI

Salary and work hours are computed from records of respondents working 35 or more hours per week in a job related to their training. Graduates completing multiple programs in the same academic year are counted under the highest-level award only.

Machine Tool Technician

324201
Technical Diploma

	Class of 2018 6 Months After Graduation	Class of 2013 6 Months After Graduation	Class of 2013 5 Years After Graduation
Total Number of Graduates	32	21	21
Number Responding	21	17	15
Total Employed	20	17	14
Percent Employed***	100%	100%	93%
Related Employment	20	17	13
Unrelated Employment	-	-	1
Seeking Employment	-	-	1
Not in Labor Market/Student	1	-	-
Employed in the District	15 of 20	16 of 17	12 of 14
Median Annual Salary	41,600	35,100	52,000
Average Annual Salary	43,500 (19)	35,876 (16)	51,765 (11)
Range of Annual Salary	34,320 - 58,240	27,040 - 47,216	41,600 - 63,000
Average Hourly Rate	20.91 (19)	17.25 (16)	24.89 (11)
Average Hours Per Week	44 (20)	44 (17)	45 (13)
Employed Full Time	20	17	13
Employed Part Time	-	-	-
Range of Hours Per Week	36 - 50	40 - 54	40 - 55

*** of those available for employment (number responding minus those not in the labor market)
() = number of graduates responding

Job listed in Wisconsin TechConnect	Full-time	Part-time
FVTC District (5 counties):	388	33
New North (FVTC 5 counties + 13 Northeast WI counties):	388	33
Wisconsin:	427	35

Actual positions held by 2018 graduates:

2nd Shift Supervisor / Operator, Van Zeeland Manufacturing Inc., Little Chute, WI
 CNC Machinist, CMD Corporation, Appleton, WI
 CNC Machinist, Pioneer Machine, Kaukauna, WI
 CNC Operator/Programmer, Oshkosh Marine Supply, Oshkosh, WI
 CNC Programmer, Title Town Manufacturing, Green Bay, WI
 Inspector, Fox Valley Tool & Die, Brillion, WI
 Machine Operator, MRS, Neenah, WI
 Machinist, 5 Point Fabrication, Green Bay, WI
 Machinist, Bemis Company, New London, WI
 Machinist, Customer Machine Design, Appleton, WI
 Machinist, Grayhill Inc., Iola, WI
 Machinist, Machine Technologies, De Pere, WI
 Machinist, Mill Tech Manufacturing, New London, WI
 Machinist, Miller Electric, Appleton, WI
 Machinist, Rexnord, Milwaukee, WI
 Machinist, Richmark Patterns, Greenville, WI
 Machinist, Van Zeeland Manufacturing Inc., Little Chute, WI
 Mechanical Designer, Plexus, Neenah, WI
 Mill Programmer, Oshkosh Marine Supply, Oshkosh, WI
 Tool Maker, Ironwood Plastics, Ironwood, MI

Salary and work hours are computed from records of respondents working 35 or more hours per week in a job related to their training. Graduates completing multiple programs in the same academic year are counted under the highest-level award only.

Manufacturing Engineering Technology

106233

Associate in Applied Science Degree

	Class of 2018 6 Months After Graduation	<i>Class of 2013 6 Months After Graduation</i>	<i>Class of 2013 5 Years After Graduation</i>
Total Number of Graduates	3		
Number Responding	3		
Total Employed	3		
Percent Employed***	100%		
Related Employment	2		
Unrelated Employment	1		
Seeking Employment	-		
Not in Labor Market/Student	-		
Employed in the District	2 of 3		
Median Annual Salary	-		
Average Annual Salary	-		
Range of Annual Salary	-		
Average Hourly Rate	-		
Average Hours Per Week	-		
Employed Full Time	2		
Employed Part Time	-		
Range of Hours Per Week	40 - 40		

This program had
no graduates in 2012-13.

*** of those available for employment (number responding minus those not in the labor market)
() = number of graduates responding

Job listed in Wisconsin TechConnect	Full-time	Part-time
FVTC District (5 counties):	8	2
New North (FVTC 5 counties + 13 Northeast WI counties):	34	5
Wisconsin:	57	7

Actual positions held by 2018 graduates:

Project Engineer, Muza Metal Products, Oshkosh, WI
Shop Floor Designer, Pierce Manufacturing, Appleton, WI

Salary and work hours are computed from records of respondents working 35 or more hours per week in a job related to their training. Graduates completing multiple programs in the same academic year are counted under the highest-level award only.

Mechanical CAD Drafting

316063
Technical Diploma

	Class of 2018 6 Months After Graduation	Class of 2013 6 Months After Graduation	Class of 2013 5 Years After Graduation
Total Number of Graduates	18		
Number Responding	17		
Total Employed	6		
Percent Employed***	86%		
Related Employment	6		
Unrelated Employment	-		
Seeking Employment	1		
Not in Labor Market/Student	10		
Employed in the District	3 of 6		
Median Annual Salary	46,540		
Average Annual Salary	46,410 (4)		
Range of Annual Salary	34,320 - 58,240		
Average Hourly Rate	22.31 (4)		
Average Hours Per Week	43 (5)		
Employed Full Time	5		
Employed Part Time	1		
Range of Hours Per Week	40 - 50		

This program had
no graduates in 2012-13.

*** of those available for employment (number responding minus those not in the labor market)
() = number of graduates responding

Note: The Mechanical CAD Drafting program is embedded in the Mechanical Design Technology Associate Degree. Graduates are reported under the highest award obtained.

Job listed in Wisconsin TechConnect	Full-time	Part-time
FVTC District (5 counties):	16	8
New North (FVTC 5 counties + 13 Northeast WI counties):	16	8
Wisconsin:	19	9

Actual positions held by 2018 graduates:

Drafter Intern, Pierce Manufacturing, Appleton, WI
Manufacturing Engineering, Wilson Hurd Manufacturing, Berlin, WI
Production Manager, Street Works, Waukesha, WI
Tool and Die Journeyman, Ariens, Brillion, WI

Salary and work hours are computed from records of respondents working 35 or more hours per week in a job related to their training. Graduates completing multiple programs in the same academic year are counted under the highest-level award only.

Mechanical Design Technology

106061

Associate in Applied Science Degree

	Class of 2018 6 Months After Graduation	Class of 2013 6 Months After Graduation	Class of 2013 5 Years After Graduation
Total Number of Graduates	20	14	14
Number Responding	13	9	7
Total Employed	12	8	6
Percent Employed***	100%	100%	100%
Related Employment	11	7	5
Unrelated Employment	1	1	1
Seeking Employment	-	-	-
Not in Labor Market/Student	1	1	1
Employed in the District	9 of 12	4 of 8	4 of 6
Median Annual Salary	42,952	35,880	55,952
Average Annual Salary	43,367 (11)	36,800 (6)	55,412 (5)
Range of Annual Salary	35,360 - 55,000	30,160 - 44,000	45,760 - 65,000
Average Hourly Rate	20.85 (11)	17.69 (6)	26.64 (5)
Average Hours Per Week	43 (11)	43 (7)	46 (5)
Employed Full Time	11	7	5
Employed Part Time	-	-	-
Range of Hours Per Week	40 - 50	40 - 55	45 - 50

*** of those available for employment (number responding minus those not in the labor market)

() = number of graduates responding

Note: Similar job postings can be found under the Mechanical CAD Drafting Technical Diploma program.

Job listed in Wisconsin TechConnect	Full-time	Part-time
FVTC District (5 counties):	100	15
New North (FVTC 5 counties + 13 Northeast WI counties):	217	25
Wisconsin:	671	86

Actual positions held by 2018 graduates:

Associate Layout Designer, Pierce Manufacturing, Appleton, WI
 CAD Drafter, Lapham-Hickey Steel, Oshkosh, WI
 Commercial Fire Protection Designer, Dave Jones, Madison, WI
 Designer, Oshkosh Corporation, Oshkosh, WI
 Drafter & Estimator, JWM Coenen Mechanical, Appleton, WI
 Head Carpenter, Kinsman & Co., Hortonville, WI
 Layout Designer Associate, Oshkosh Corporation, Oshkosh, WI
 Mechanical Technician, AZCO, Inc., Appleton, WI (2)
 Safety Engineer, Waupaca Foundry, Waupaca, WI

Salary and work hours are computed from records of respondents working 35 or more hours per week in a job related to their training. Graduates completing multiple programs in the same academic year are counted under the highest-level award only.

Quality Engineering Technology

106239

Associate in Applied Science Degree

	Class of 2018 6 Months After Graduation	<i>Class of 2013 6 Months After Graduation</i>	<i>Class of 2013 5 Years After Graduation</i>
Total Number of Graduates	13		
Number Responding	9		
Total Employed	9		
Percent Employed***	100%		
Related Employment	9		
Unrelated Employment	-		
Seeking Employment	-		
Not in Labor Market/Student	-		
Employed in the District	7 of 9		
Median Annual Salary	70,000		
Average Annual Salary	69,756 (9)		
Range of Annual Salary	39,728 - 97,000		
Average Hourly Rate	33.54 (9)		
Average Hours Per Week	49 (9)		
Employed Full Time	9		
Employed Part Time	-		
Range of Hours Per Week	40 - 60		

This program had no graduates in 2012-13.

*** of those available for employment (number responding minus those not in the labor market)
() = number of graduates responding

Note: Similar job postings can be found under the Quality Technician Technical Diploma program.

Job listed in Wisconsin TechConnect	Full-time	Part-time
FVTC District (5 counties):	89	6
New North (FVTC 5 counties + 13 Northeast WI counties):	102	6
Wisconsin:	272	14

Actual positions held by 2018 graduates:

Customer Service Quality Representative, Waupaca Foundry, Tell City, IN
Grinder, Walker Forge, Clintonville, WI
Process Engineer, Waupaca Foundry, Waupaca, WI
Quality A, Waupaca Foundry, Waupaca, WI
Quality Assurance Tech/Forklift Operator, Waupaca Foundry, Waupaca, WI
Quality Control Sample Coordinator, Waupaca Foundry, Waupaca, WI
Quality Supervisor, Pierce Manufacturing, Appleton, WI
Sample & Scrap Expeditor, Waupaca Foundry, Waupaca, WI

Salary and work hours are computed from records of respondents working 35 or more hours per week in a job related to their training.
Graduates completing multiple programs in the same academic year are counted under the highest-level award only.

Quality Technician

306236
Technical Diploma

	<i>Class of 2018 6 Months After Graduation</i>	<i>Class of 2013 6 Months After Graduation</i>	<i>Class of 2013 5 Years After Graduation</i>
Total Number of Graduates	4		
Number Responding	3		
Total Employed	1		
Percent Employed***	100%		
Related Employment	1		
Unrelated Employment	-		
Seeking Employment	-		
Not in Labor Market/Student	2		This program had no graduates in 2012-13.
Employed in the District	1 of 1		
Median Annual Salary	-		
Average Annual Salary	-		
Range of Annual Salary	-		
Average Hourly Rate	-		
Average Hours Per Week	-		
Employed Full Time	1		
Employed Part Time	-		
Range of Hours Per Week	50		

*** of those available for employment (number responding minus those not in the labor market)
() = number of graduates responding

Note: The Quality Technician program is embedded in the Quality Engineering Associate Degree. Graduates are reported under the highest award obtained.

Actual positions held by 2018 graduates:

Supplier Quality Technician II, Plexus, Neenah, WI

Salary and work hours are computed from records of respondents working 35 or more hours per week in a job related to their training. Graduates completing multiple programs in the same academic year are counted under the highest-level award only.

Safety Engineering Technology

104493

Associate in Applied Science Degree

	Class of 2018 6 Months After Graduation	Class of 2013 6 Months After Graduation	Class of 2013 5 Years After Graduation
Total Number of Graduates	4	9	9
Number Responding	3	8	4
Total Employed	3	6	4
Percent Employed***	100%	75%	100%
Related Employment	2	6	4
Unrelated Employment	1	-	-
Seeking Employment	-	2	-
Not in Labor Market/Student	-	-	-
Employed in the District	2 of 3	4 of 6	3 of 4
Median Annual Salary	-	43,760	-
Average Annual Salary	-	45,680 (6)	68,000 (3)
Range of Annual Salary	-	27,040 - 70,000	36,000 - 90,000
Average Hourly Rate	-	21.96 (6)	32.69 (3)
Average Hours Per Week	-	45 (6)	49 (4)
Employed Full Time	2	6	4
Employed Part Time	-	-	-
Range of Hours Per Week	48 - 50	40 - 60	40 - 65

*** of those available for employment (number responding minus those not in the labor market)
() = number of graduates responding

Job listed in Wisconsin TechConnect	Full-time	Part-time
FVTC District (5 counties):	7	0
New North (FVTC 5 counties + 13 Northeast WI counties):	7	0
Wisconsin:	16	1

Actual positions held by 2018 graduates:

Environmental Health and Safety Manager, Menasha Packaging, Neenah, WI
Sales Team Leader, J. J. Keller & Associates, Inc., Neenah, WI

Salary and work hours are computed from records of respondents working 35 or more hours per week in a job related to their training. Graduates completing multiple programs in the same academic year are counted under the highest-level award only.

Technical Studies-Journeyworker

104995

Associate in Applied Science Degree

	Class of 2018 6 Months After Graduation	Class of 2013 6 Months After Graduation	Class of 2013 5 Years After Graduation
Total Number of Graduates	8	5	5
Number Responding	5	4	1
Total Employed	4	3	1
Percent Employed***	100%	100%	100%
Related Employment	3	2	-
Unrelated Employment	1	1	1
Seeking Employment	-	-	-
Not in Labor Market/Student	1	1	-
Employed in the District	-	3 of 3	1 of 1
Median Annual Salary	-	-	-
Average Annual Salary	-	-	-
Range of Annual Salary	-	-	-
Average Hourly Rate	-	-	-
Average Hours Per Week	-	-	-
Employed Full Time	2	2	-
Employed Part Time	1	-	-
Range of Hours Per Week	40 - 44	40 - 45	-

*** of those available for employment (number responding minus those not in the labor market)
() = number of graduates responding

Actual positions held by 2018 graduates:

Electrical Engineering Assistant, Adams Columbia Electric Cooperative, Friendship, WI
Electronic Systems Technician, Circle Electric, Butler, WI

Salary and work hours are computed from records of respondents working 35 or more hours per week in a job related to their training.
Graduates completing multiple programs in the same academic year are counted under the highest-level award only.

Welding Technology, Industrial

106211

Associate in Applied Science Degree

Formerly: Welding Technician, Industrial

Official Title: Industrial Welding Technology

	Class of 2018 6 Months After Graduation	Class of 2013 6 Months After Graduation	Class of 2013 5 Years After Graduation
Total Number of Graduates	25	12	12
Number Responding	17	10	7
Total Employed	16	6	7
Percent Employed***	100%	75%	100%
Related Employment	15	5	3
Unrelated Employment	1	1	4
Seeking Employment	-	2	-
Not in Labor Market/Student	1	2	-
Employed in the District	12 of 16	3 of 6	3 of 7
Median Annual Salary	40,560	35,360	-
Average Annual Salary	43,301 (11)	36,192 (5)	58,480 (3)
Range of Annual Salary	32,760 - 70,000	17,680 - 58,240	37,440 - 83,000
Average Hourly Rate	20.82 (11)	17.40 (5)	28.12 (3)
Average Hours Per Week	46 (13)	43 (5)	45 (3)
Employed Full Time	13	5	3
Employed Part Time	2	-	-
Range of Hours Per Week	40 - 65	35 - 50	45 - 45

*** of those available for employment (number responding minus those not in the labor market)

() = number of graduates responding

Note: Similar job postings can be found under the Production Welding, Metal Fabrication/Welding, and Welding/Metal Fab Technician Technical Diploma programs.

Job listed in Wisconsin TechConnect	Full-time	Part-time
FVTC District (5 counties):	19	0
New North (FVTC 5 counties + 13 Northeast WI counties):	19	0
Wisconsin:	59	0

Actual positions held by 2018 graduates:

- Fabrication/Welder, Pierce Manufacturing, Appleton, WI
- Mechanical Designer, Oshkosh Corporation, Oshkosh, WI
- Quality Control Inspector, Badger Sheet Metal Works, De Pere, WI
- Steamfitter Apprentice, EGI Mechanical, Seymour, WI
- Weld Supervisor, Performance Welding, Menasha, WI
- Welder, Advantage Machine, Kaukauna, WI
- Welder, Pierce Manufacturing, Appleton, WI
- Welder/Fabricator, Ace Marine (Part of Bay Ship Marinette), Green Bay, WI
- Welder/Fabricator, Global Fabrication, Inc., Hortonville, WI
- Welder/Fabricator, Jones Sign Company, Inc., De Pere, WI
- Welder/Fabricator, Quality Custom Metal Fabrication, Neenah, WI
- Welder-Fabricator, A-Z Fab & Machine, Appleton, WI
- Welder-Metal Fabricator, Robinson Metal, De Pere, WI

Salary and work hours are computed from records of respondents working 35 or more hours per week in a job related to their training. Graduates completing multiple programs in the same academic year are counted under the highest-level award only.

Welding, Production

304421

Technical Diploma

Official Title: Production Welding

	Class of 2018 6 Months After Graduation	Class of 2013 6 Months After Graduation	Class of 2013 5 Years After Graduation
Total Number of Graduates	40	28	28
Number Responding	32	21	14
Total Employed	12	17	13
Percent Employed***	100%	100%	93%
Related Employment	5	14	9
Unrelated Employment	7	3	4
Seeking Employment	-	-	1
Not in Labor Market/Student	20	4	-
Employed in the District	8 of 12	9 of 17	10 of 13
Median Annual Salary	33,051	30,160	49,837
Average Annual Salary	33,036 (4)	30,801 (12)	50,319 (5)
Range of Annual Salary	26,520 - 39,520	27,040 - 35,838	39,520 - 64,480
Average Hourly Rate	15.88 (4)	14.81 (12)	24.19 (5)
Average Hours Per Week	47 (5)	44 (13)	42 (6)
Employed Full Time	5	13	6
Employed Part Time	-	1	3
Range of Hours Per Week	40 - 58	40 - 60	40 - 50

*** of those available for employment (number responding minus those not in the labor market)

() = number of graduates responding

Note: The Production Welding Technical Diploma is embedded in the Metal Fabrication/Welding 1-Year Technical Diploma, Welding/Metal Fab Technician 2-Year Technical Diploma, and Industrial Welding Technology Associate Degree. Graduates are reported under the highest award obtained.

Job listed in Wisconsin TechConnect	Full-time	Part-time
FVTC District (5 counties):	194	4
New North (FVTC 5 counties + 13 Northeast WI counties):	200	4
Wisconsin:	241	4

Actual positions held by 2018 graduates:

- Pipe Fabrication Apprentice, J.F. Ahern Co., Fond du Lac, WI
- Welder, Wald Wire, Oshkosh, WI
- Welder/Assembler, Spherion Staffing, Appleton, WI
- Welding Apprentice, Bassett Mechanical, Kaukauna, WI

Salary and work hours are computed from records of respondents working 35 or more hours per week in a job related to their training. Graduates completing multiple programs in the same academic year are counted under the highest-level award only.

Welding/Metal Fab Technician

326211
Technical Diploma

	Class of 2018 6 Months After Graduation	<i>Class of 2013 6 Months After Graduation</i>	<i>Class of 2013 5 Years After Graduation</i>
Total Number of Graduates	6		
Number Responding	5		
Total Employed	4		
Percent Employed***	100%		
Related Employment	3		
Unrelated Employment	1		
Seeking Employment	-		
Not in Labor Market/Student	1		This program had no graduates in 2012-13.
Employed in the District	2 of 4		
Median Annual Salary	-		
Average Annual Salary	46,672 (3)		
Range of Annual Salary	37,440 - 55,328		
Average Hourly Rate	22.44 (3)		
Average Hours Per Week	44 (3)		
Employed Full Time	3		
Employed Part Time	-		
Range of Hours Per Week	40 - 50		

*** of those available for employment (number responding minus those not in the labor market)
() = number of graduates responding

Note: Similar job postings can be found under the Production Welding and Metal Fabrication/Welding Technical Diploma programs. The Welding/Metal Fab Technician program is embedded in the Industrial Welding Technology Associate Degree. Graduates are reported under the highest award obtained.

Job listed in Wisconsin TechConnect	Full-time	Part-time
FVTC District (5 counties):	45	2
New North (FVTC 5 counties + 13 Northeast WI counties):	49	2
Wisconsin:	61	2

Actual positions held by 2018 graduates:

Operator/Welder/Fabricator, Village of Menomonee Falls, Menomonee Falls, WI
 Robotic Welder, Custom Marine Inc., Neenah, WI
 Welder, Pierce Manufacturing, Appleton, WI

Salary and work hours are computed from records of respondents working 35 or more hours per week in a job related to their training. Graduates completing multiple programs in the same academic year are counted under the highest-level award only.

Welding/Metal Fabrication

314571

Technical Diploma

Official Title: Metal Fabrication/Welding

	Class of 2018 6 Months After Graduation	Class of 2013 6 Months After Graduation	Class of 2013 5 Years After Graduation
Total Number of Graduates	64	40	40
Number Responding	53	35	24
Total Employed	34	21	22
Percent Employed***	94%	88%	100%
Related Employment	25	17	15
Unrelated Employment	9	4	7
Seeking Employment	2	3	-
Not in Labor Market/Student	17	11	2
Employed in the District	19 of 34	15 of 21	16 of 22
Median Annual Salary	36,140	31,200	44,756
Average Annual Salary	38,545 (16)	31,911 (17)	48,867 (14)
Range of Annual Salary	29,120 - 66,560	23,000 - 47,840	36,400 - 83,200
Average Hourly Rate	18.53 (16)	15.34 (17)	23.49 (14)
Average Hours Per Week	46 (19)	46 (17)	48 (15)
Employed Full Time	19	17	15
Employed Part Time	6	-	-
Range of Hours Per Week	35 - 70	40 - 70	40 - 56

*** of those available for employment (number responding minus those not in the labor market)

() = number of graduates responding

Note: Similar job postings can be found under the Production Welding Technical Diploma program. The Welding/Metal Fabrication program is embedded in the Welding/Metal Fab Technician 2-Year Technical Diploma and Industrial Welding Technology Associate Degree. Graduates are reported under the highest award obtained.

Job listed in Wisconsin TechConnect	Full-time	Part-time
FVTC District (5 counties):	42	0
New North (FVTC 5 counties + 13 Northeast WI counties):	45	0
Wisconsin:	143	13

Actual positions held by 2018 graduates:

- Fabricator, American-3 Fabrication, De Pere, WI
- Fabricator/Millwright/Crane Operator, Tennessen & Associates, Inc., Fond du Lac, WI
- Maintenance, Family Dairy Farm, Princeton, WI
- Robot Technician, Ariens, Brillion, WI
- Specialty Welder, Hexeco, Berlin, WI
- Steam Fitter, J.F. Ahren Co., Fond du Lac, WI
- TIG Welder, Spike Brewing, Milwaukee, WI
- Welder, Hy Brid Lifts Custom Equipment, West Bend, WI
- Welder, Jay Manufacturing, Oshkosh, WI
- Welder, Nimsgern Steel, Minocqua, WI
- Welder, Pierce Manufacturing, Appleton, WI
- Welder, Precise Machine, Appleton, WI
- Welder, SMC Metal Fabricators, Oshkosh, WI
- Welder, Tony's Hot Rod Shop, Antigo, WI
- Welder/Fabricator, Powergrid Solutions Inc., Oshkosh, WI
- Welder/Fabricator, TANN Corporation, Kaukauna, WI
- Welder/Metal Fabricator, TANN Corporation, Kaukauna, WI
- Welding Engineer Intern, Miller Electric, Appleton, WI
- Welding Fabricator, P&D Metal Works, Neenah, WI

Salary and work hours are computed from records of respondents working 35 or more hours per week in a job related to their training. Graduates completing multiple programs in the same academic year are counted under the highest-level award only.

Public Safety Programs

Programs with **100%** graduate employment:



- Emergency Medical Technician – Paramedic
- Security and Asset Protection

	Classes of 2016, 2017 & 2018 6 months after graduation		Classes of 2011, 2012 & 2013 5 years after graduation	
	Average Hourly Rate	Average Annual Wage	Average Hourly Rate	Average Annual Wage
CJ - Law Enforcement Academy	\$24.59	\$51,139	\$29.50	\$61,358
Criminal Justice Studies	\$20.79	\$43,248	\$24.64	\$51,242
Emergency Medical Technician	\$13.47	\$28,020	\$18.77	\$39,049
EMT - Paramedic	\$17.27	\$35,912	\$24.57	\$51,109
Fire Protection Technician	\$20.09	\$41,788	\$26.24	\$54,575
Security and Asset Protection	\$16.67	\$34,668	-	-

\$28,020 - \$51,139

average salary range
of a graduate
6 months after graduation



\$39,049 - \$61,358

average salary range
of a graduate
5 years after graduation

Criminal Justice - Law Enforcement 720 Academy

305042

Technical Diploma

Formerly: 305041 - Criminal Justice - Law Enforcement 520 Academy

	Class of 2018 6 Months After Graduation	Class of 2013 6 Months After Graduation	Class of 2013 5 Years After Graduation
Total Number of Graduates	73	96	96
Number Responding	55	76	58
Total Employed	50	67	54
Percent Employed***	94%	88%	98%
Related Employment	44	50	42
Unrelated Employment	6	17	12
Seeking Employment	3	9	1
Not in Labor Market/Student	2	-	3
Employed in the District	23 of 50	28 of 67	18 of 54
Median Annual Salary	51,470	45,000	62,476
Average Annual Salary	51,564 (40)	44,142 (31)	62,011 (34)
Range of Annual Salary	33,280 - 66,560	21,320 - 75,000	33,966 - 78,000
Average Hourly Rate	24.79 (40)	21.22 (31)	29.81 (34)
Average Hours Per Week	44 (41)	43 (33)	45 (36)
Employed Full Time	41	33	36
Employed Part Time	3	17	6
Range of Hours Per Week	38 - 60	35 - 60	40 - 75

*** of those available for employment (number responding minus those not in the labor market)

() = number of graduates responding

	Full-time	Part-time
Job listed in Wisconsin TechConnect		
FVTC District (5 counties):	7	2
New North (FVTC 5 counties + 13 Northeast WI counties):	8	2
Wisconsin:	34	44

Actual positions held by 2018 graduates:

- Conservation Warden, Wisconsin Department of Natural Resources, Fort McCoy, WI
- Correctional Officer, State of WI Department of Corrections, Oshkosh, WI
- Deputy Sheriff, Dodge County Sheriff's Office, Juneau, WI
- Deputy Sheriff, Green County Sheriff's Department, Monroe, WI
- Deputy Sheriff, Outagamie County Sheriff's Office, Appleton, WI
- Deputy Sheriff, Waupaca County Sheriff's Office, Waupaca, WI
- Deputy, Green Lake Police Department, Green Lake, WI
- Investigator, Winnebago County Sheriff's Office, Oshkosh, WI
- Patrol Deputy, Fond du Lac County Sheriff's Office, Fond du Lac, WI
- Patrol Deputy, Outagamie County Sheriff's Office, Appleton, WI
- Patrol Officer, Oshkosh Police Department, Oshkosh, WI
- Patrol Officer, Village of Pewaukee Police Department, Pewaukee, WI
- Patrol Officer, Waupun Police Department, Waupun, WI
- Police Officer, Beaver Dam Police Department, Beaver Dam, WI
- Police Officer, Brookfield Police Department, Brookfield, WI
- Police Officer, City of Brookfield, Brookfield, WI
- Police Officer, City of Sheboygan Police Department, Sheboygan, WI
- Police Officer, City of Wauwatosa, Wauwatosa, WI
- Police Officer, Fox Valley Metro Police Department, Little Chute, WI
- Police Officer, Grand Chute Police Department, Grand Chute, WI
- Police Officer, Green Bay Police Department, Green Bay, WI
- Police Officer, Neenah Police Department, Neenah, WI
- Police Officer, Omro Police Department, Omro, WI
- Police Officer, UW Oshkosh Police Department, Oshkosh, WI
- Sergeant, Manitowoc County Sheriff's Office, Manitowoc, WI

Salary and work hours are computed from records of respondents working 35 or more hours per week in a job related to their training. Graduates completing multiple programs in the same academic year are counted under the highest-level award only.

Criminal Justice Studies

105045

Associate in Applied Science Degree
Formerly: 105041 - Criminal Justice - Law Enforcement

	Class of 2018 6 Months After Graduation	Class of 2013 6 Months After Graduation	Class of 2013 5 Years After Graduation
Total Number of Graduates	83	87	87
Number Responding	63	58	44
Total Employed	43	37	39
Percent Employed***	90%	79%	95%
Related Employment	31	25	20
Unrelated Employment	12	12	19
Seeking Employment	5	10	2
Not in Labor Market/Student	15	11	3
Employed in the District	14 of 43	20 of 37	18 of 39
Median Annual Salary	49,920	39,749	56,160
Average Annual Salary	45,159 (23)	38,408 (13)	52,080 (17)
Range of Annual Salary	20,800 - 60,320	20,800 - 53,518	30,000 - 70,158
Average Hourly Rate	21.71 (23)	18.47 (13)	25.04 (17)
Average Hours Per Week	43 (24)	46 (14)	46 (18)
Employed Full Time	24	14	18
Employed Part Time	7	11	2
Range of Hours Per Week	40 - 70	40 - 80	40 - 80

*** of those available for employment (number responding minus those not in the labor market)
() = number of graduates responding

Job listed in Wisconsin TechConnect	Full-time	Part-time
FVTC District (5 counties):	97	30
New North (FVTC 5 counties + 13 Northeast WI counties):	141	60
Wisconsin:	1,011	578

Actual positions held by 2018 graduates:

- Anti-Human Trafficking Advocate, United Migrant Opportunity Services Inc., Oshkosh, WI
- Assets Protection Lead, Target, Fond du Lac, WI
- Correctional Officer, Dodge Correctional Institution, Waupun, WI
- Correctional Officer, Wyoming Department of Corrections, Lusk, WY
- Deputy Sheriff, Fond du Lac County, Fond du Lac, WI
- Deputy Sheriff, Washington County Sheriff's Department, West Bend, WI
- Deputy Sheriff, Winnebago County Sheriff's Office, Winnebago, WI
- Dispatch Operator, Shawano County Sheriff's Office, Shawano, WI
- Patrol Officer, Manitowoc Police Department, Manitowoc, WI
- Patrol Officer, City of Omro Police Department, Omro, WI
- Patrol Officer, Grand Chute Police Department, Grand Chute, WI
- Police Officer, City of Eau Claire Police Department, Eau Claire, WI
- Police Officer, City of Grand Chute Police Department, Grand Chute, WI
- Police Officer, Iron Ridge Police Department, Iron Ridge, WI
- Police Officer, Juneau Police Department, Juneau, WI
- Police Officer, Sheboygan Falls Police Department, Sheboygan Falls, WI
- Police Officer, Sheboygan Police Department, Sheboygan, WI (2)
- Reserve Deputy, Waupaca County, Waupaca, WI
- Security Guard, Chippewa Ranch Camp, Eagle River, WI
- Security Specialist, G4S, Two Rivers, WI

Salary and work hours are computed from records of respondents working 35 or more hours per week in a job related to their training. Graduates completing multiple programs in the same academic year are counted under the highest-level award only.

Emergency Medical Technician

305313

Technical Diploma

Formerly: Emergency Medical Technician - Basic

	Class of 2018 6 Months After Graduation	Class of 2013 6 Months After Graduation	Class of 2013 5 Years After Graduation
Total Number of Graduates	85	40	40
Number Responding	71	31	22
Total Employed	37	11	20
Percent Employed***	90%	92%	100%
Related Employment	17	4	10
Unrelated Employment	20	7	10
Seeking Employment	4	1	-
Not in Labor Market/Student	30	19	2
Employed in the District	16 of 37	6 of 11	11 of 20
Median Annual Salary	27,799	-	37,440
Average Annual Salary	28,992 (8)	25,307 (3)	39,761 (7)
Range of Annual Salary	20,800 - 48,000	16,640 - 37,440	31,200 - 62,837
Average Hourly Rate	13.94 (8)	12.17 (3)	19.12 (7)
Average Hours Per Week	52 (8)	43 (3)	46 (8)
Employed Full Time	8	3	8
Employed Part Time	9	1	2
Range of Hours Per Week	40 - 80	40 - 50	40 - 56

*** of those available for employment (number responding minus those not in the labor market)

() = number of graduates responding

Note: Some graduates from this program volunteer their services while others are paid on a per call basis.

Job listed in Wisconsin TechConnect	Full-time	Part-time
FVTC District (5 counties):	0	1
New North (FVTC 5 counties + 13 Northeast WI counties):	0	1
Wisconsin:	46	29

Actual positions held by 2018 graduates:

- Emergency Medical Technician, Curtis Ambulance Service, Madison, WI
- EMT, Paratech Ambulance Service, Milwaukee, WI
- EMT-Basic, Gold Cross Ambulance Service, Menasha, WI
- EMT-Basic, Orange Cross Ambulance, Sheboygan, WI
- EMT-Basic, Paratech Ambulance Service, Milwaukee, WI
- Park Ranger, National Park Service, Davenport, WA
- Wildland Firefighter, Bureau of Land Management, Worland, WY

Salary and work hours are computed from records of respondents working 35 or more hours per week in a job related to their training. Graduates completing multiple programs in the same academic year are counted under the highest-level award only.

Emergency Medical Technician - Paramedic

315311
Technical Diploma

	Class of 2018 6 Months After Graduation	Class of 2013 6 Months After Graduation	Class of 2013 5 Years After Graduation
Total Number of Graduates	14	9	9
Number Responding	12	8	7
Total Employed	9	6	7
Percent Employed***	100%	86%	100%
Related Employment	7	4	6
Unrelated Employment	2	2	1
Seeking Employment	-	1	-
Not in Labor Market/Student	3	1	-
Employed in the District	4 of 9	3 of 6	5 of 7
Median Annual Salary	29,827	-	-
Average Annual Salary	31,482 (7)	-	46,283 (3)
Range of Annual Salary	22,069 - 46,883	-	31,200 - 62,650
Average Hourly Rate	15.14 (7)	-	22.25 (3)
Average Hours Per Week	51 (7)	-	46 (4)
Employed Full Time	7	1	4
Employed Part Time	-	3	2
Range of Hours Per Week	36 - 60	56 - 56	36 - 56

*** of those available for employment (number responding minus those not in the labor market)
() = number of graduates responding

Job listed in Wisconsin TechConnect	Full-time	Part-time
FVTC District (5 counties):	2	4
New North (FVTC 5 counties + 13 Northeast WI counties):	12	7
Wisconsin:	38	29

Actual positions held by 2018 graduates:

EMT-Basic, Gold Cross Ambulance Service, Menasha, WI
 Firefighter, Grand Chute Fire Department, Grand Chute, WI
 Firefighter/Paramedic, Beaver Dam Fire Department, Beaver Dam, WI
 Paramedic, Gold Cross Ambulance Service, Menasha, WI (2)
 Paramedic, Valders Fire Department/Ambulance, Valders, WI

Salary and work hours are computed from records of respondents working 35 or more hours per week in a job related to their training. Graduates completing multiple programs in the same academic year are counted under the highest-level award only.

Fire Protection Technician

105032

Associate in Applied Science Degree

	Class of 2018 6 Months After Graduation	Class of 2013 6 Months After Graduation	Class of 2013 5 Years After Graduation
Total Number of Graduates	16	41	41
Number Responding	14	28	27
Total Employed	10	17	26
Percent Employed***	77%	85%	100%
Related Employment	7	9	16
Unrelated Employment	3	8	10
Seeking Employment	3	3	-
Not in Labor Market/Student	1	8	1
Employed in the District	2 of 10	4 of 17	8 of 26
Median Annual Salary	-	37,770	55,000
Average Annual Salary	37,381 (3)	37,608 (8)	56,042 (11)
Range of Annual Salary	29,120 - 46,000	19,760 - 60,000	38,106 - 72,000
Average Hourly Rate	17.97 (3)	18.08 (8)	26.94 (11)
Average Hours Per Week	52 (3)	54 (8)	58 (14)
Employed Full Time	3	8	14
Employed Part Time	4	1	2
Range of Hours Per Week	36 - 72	40 - 70	48 - 72

*** of those available for employment (number responding minus those not in the labor market)
() = number of graduates responding

Job listed in Wisconsin TechConnect	Full-time	Part-time
FVTC District (5 counties):	54	20
New North (FVTC 5 counties + 13 Northeast WI counties):	54	22
Wisconsin:	126	88

Actual positions held by 2018 graduates:

Emergency Department Medical Technician, United Hospital, Saint Paul, MN
 EMT-Basic, Aspirus MedEvac, Wausau, WI
 Full Time Firefighter/EMT, Fond du Lac Fire/Rescue, Fond du Lac, WI

Salary and work hours are computed from records of respondents working 35 or more hours per week in a job related to their training. Graduates completing multiple programs in the same academic year are counted under the highest-level award only.

Forensic Science

105044

Associate in Applied Science Degree

	<i>Class of 2018 6 Months After Graduation</i>	<i>Class of 2013 6 Months After Graduation</i>	<i>Class of 2013 5 Years After Graduation</i>
Total Number of Graduates	9	5	5
Number Responding	7	4	4
Total Employed	5	3	4
Percent Employed***	83%	75%	100%
Related Employment	1	-	2
Unrelated Employment	4	3	2
Seeking Employment	1	1	-
Not in Labor Market/Student	1	-	-
Employed in the District	2 of 5	2 of 3	1 of 4
Median Annual Salary	-	-	-
Average Annual Salary	-	-	-
Range of Annual Salary	-	-	-
Average Hourly Rate	-	-	-
Average Hours Per Week	-	-	-
Employed Full Time	1	-	1
Employed Part Time	-	-	1
Range of Hours Per Week	40	-	40

*** of those available for employment (number responding minus those not in the labor market)
() = number of graduates responding

Actual positions held by 2018 graduates:

Forensic Specialist, Green Bay Police Department, Green Bay, WI

Salary and work hours are computed from records of respondents working 35 or more hours per week in a job related to their training. Graduates completing multiple programs in the same academic year are counted under the highest-level award only.

Security and Asset Protection

105043

Associate in Applied Science Degree

Formerly: Homeland Security and Asset Protection Management

	Class of 2018 6 Months After Graduation	<i>Class of 2013 6 Months After Graduation</i>	<i>Class of 2013 5 Years After Graduation</i>
Total Number of Graduates	3		
Number Responding	2		
Total Employed	2		
Percent Employed***	100%		
Related Employment	1		
Unrelated Employment	1		
Seeking Employment	-		
Not in Labor Market/Student	-		This program had no graduates in 2012-13.
Employed in the District	2 of 2		
Median Annual Salary	-		
Average Annual Salary	-		
Range of Annual Salary	-		
Average Hourly Rate	-		
Average Hours Per Week	-		
Employed Full Time	1		
Employed Part Time	-		
Range of Hours Per Week	40		

*** of those available for employment (number responding minus those not in the labor market)
() = number of graduates responding

Job listed in Wisconsin TechConnect	Full-time	Part-time
FVTC District (5 counties):	21	27
New North (FVTC 5 counties + 13 Northeast WI counties):	26	37
Wisconsin:	99	106

Actual positions held by 2018 graduates:

Loss Prevention Associate, Woodman's, Appleton, WI

Salary and work hours are computed from records of respondents working 35 or more hours per week in a job related to their training. Graduates completing multiple programs in the same academic year are counted under the highest-level award only.

Service Programs

Programs with **100%** graduate employment:



- Baking and Pastry Production
- Early Childhood Education
- Event Management
- Food Service Production
- Hospitality Management
- Medical Administrative Professional
- Medical Office Assistant

	Classes of 2016, 2017 & 2018 6 months after graduation		Classes of 2011, 2012 & 2013 5 years after graduation	
	Average Hourly Rate	Average Annual Wage	Average Hourly Rate	Average Annual Wage
Culinary Arts	\$14.70	\$30,566	\$20.13	\$41,870
Early Childhood Education	\$11.39	\$23,686	\$14.08	\$29,289
Event Management	\$15.16	\$31,528	\$24.81	\$51,608
Hospitality Management	\$15.32	\$31,857	\$19.58	\$40,733
Interior Design	\$15.31	\$31,836	\$20.52	\$42,673
Interior Design – Kitchen & Bath	\$16.46	\$34,235	-	-
Medical Admin. Professional	\$14.06	\$29,236	\$17.84	\$37,116
Medical Office Assistant	\$14.51	\$30,171	\$17.45	\$36,296

\$23,686 - \$34,235

average salary range
of a graduate
6 months after graduation



\$29,289 - \$51,608

average salary range
of a graduate
5 years after graduation

Baking & Pastry Production

313143
Technical Diploma

	Class of 2018 6 Months After Graduation	Class of 2013 6 Months After Graduation	Class of 2013 5 Years After Graduation
Total Number of Graduates	9		
Number Responding	6		
Total Employed	4		
Percent Employed***	100%		
Related Employment	4		
Unrelated Employment	-		
Seeking Employment	-		
Not in Labor Market/Student	2		
Employed in the District	3 of 4		
Median Annual Salary	-		
Average Annual Salary	-		
Range of Annual Salary	-		
Average Hourly Rate	-		
Average Hours Per Week	-		
Employed Full Time	2		
Employed Part Time	2		
Range of Hours Per Week	40 - 40		

This program had
no graduates in 2012-13.

*** of those available for employment (number responding minus those not in the labor market)
() = number of graduates responding

Job listed in Wisconsin TechConnect	Full-time	Part-time
FVTC District (5 counties):	11	11
New North (FVTC 5 counties + 13 Northeast WI counties):	11	13
Wisconsin:	16	32

Actual positions held by 2018 graduates:

Prep Cook, St. Norbert College, De Pere, WI
Site Supervisor (Baking Club), YMCA (Heart of the Valley), Kimberly, WI

Salary and work hours are computed from records of respondents working 35 or more hours per week in a job related to their training. Graduates completing multiple programs in the same academic year are counted under the highest-level award only.

Culinary Arts

103161

Associate in Applied Science Degree

	Class of 2018 6 Months After Graduation	Class of 2013 6 Months After Graduation	Class of 2013 5 Years After Graduation
Total Number of Graduates	22	22	22
Number Responding	16	16	12
Total Employed	13	13	10
Percent Employed***	93%	100%	100%
Related Employment	11	11	9
Unrelated Employment	2	2	1
Seeking Employment	1	-	-
Not in Labor Market/Student	2	3	2
Employed in the District	7 of 13	6 of 13	3 of 10
Median Annual Salary	29,640	24,960	32,490
Average Annual Salary	31,133 (9)	25,375 (7)	40,106 (5)
Range of Annual Salary	21,840 - 48,000	18,720 - 35,000	27,040 - 60,000
Average Hourly Rate	14.97 (9)	12.20 (7)	19.28 (5)
Average Hours Per Week	45 (9)	45 (10)	45 (8)
Employed Full Time	9	10	8
Employed Part Time	2	1	1
Range of Hours Per Week	35 - 70	38 - 70	35 - 60

*** of those available for employment (number responding minus those not in the labor market)

() = number of graduates responding

Note: Similar job postings can be found under the Food Service Production Technical Diploma program.

Job listed in Wisconsin TechConnect	Full-time	Part-time
FVTC District (5 counties):	171	205
New North (FVTC 5 counties + 13 Northeast WI counties):	231	263
Wisconsin:	680	603

Actual positions held by 2018 graduates:

- Baker, Carl's Cakes, Sun Prairie, WI
- Cafe Associate, Secura Insurance, Appleton, WI
- Cook, Rye Restaurant, Appleton, WI
- Kitchen Supervisor, Fox River Brewing Company, Appleton, WI
- Pastry Chef, Mahoney's, Oshkosh, WI
- Pastry Cook, Mountain Lake Country Club, Lake Wales, FL
- Preparation Chef, Fox River Brewing Company, Appleton, WI
- Shift Lead, Gather on Broadway, Green Bay, WI
- Sous Chef, Hotel Northland, Green Bay, WI

Salary and work hours are computed from records of respondents working 35 or more hours per week in a job related to their training. Graduates completing multiple programs in the same academic year are counted under the highest-level award only.

Early Childhood Education

103071

Associate in Applied Science Degree

	Class of 2018 6 Months After Graduation	Class of 2013 6 Months After Graduation	Class of 2013 5 Years After Graduation
Total Number of Graduates	41	25	25
Number Responding	31	19	20
Total Employed	28	17	18
Percent Employed***	100%	100%	100%
Related Employment	27	16	9
Unrelated Employment	1	1	9
Seeking Employment	-	-	-
Not in Labor Market/Student	3	2	2
Employed in the District	22 of 28	15 of 17	13 of 18
Median Annual Salary	23,972	20,800	25,346
Average Annual Salary	24,512 (20)	21,008 (13)	27,229 (6)
Range of Annual Salary	18,720 - 32,000	18,720 - 29,120	20,800 - 37,800
Average Hourly Rate	11.78 (20)	10.10 (13)	13.09 (6)
Average Hours Per Week	39 (21)	39 (14)	44 (7)
Employed Full Time	21	14	7
Employed Part Time	6	2	2
Range of Hours Per Week	35 - 43	35 - 42	39 - 55

*** of those available for employment (number responding minus those not in the labor market)
() = number of graduates responding

Job listed in Wisconsin TechConnect	Full-time	Part-time
FVTC District (5 counties):	121	237
New North (FVTC 5 counties + 13 Northeast WI counties):	376	541
Wisconsin:	1,255	1,819

Actual positions held by 2018 graduates:

Appleton 4K Paraprofessional, Appleton Area School District, Appleton, WI
 Assistant Director, A Moment in Time, Omro, WI
 Assistant Teacher, Our Shepherd Child Care, Appleton, WI (2)
 Center Director, Play & Grow Learning Center, Appleton, WI
 Director, Trinity Lutheran Daycare, Hilbert, WI
 Lead Child Care Teacher, Cradle to Crayons LLC, Little Chute, WI
 Lead Infant Teacher, KinderCare, Appleton, WI
 Lead Infant Teacher, Young Child Development Center, Appleton, WI
 Lead Teacher (one year olds), Kidzland, Little Chute, WI
 Lead Teacher for Toddlers, Play & Grow Learning Center, Appleton, WI
 Lead Teacher, Celebration Children's Center, Appleton, WI
 Lead Teacher, Kidzland 2, Appleton, WI
 Lead Teacher, Sunny Day Child Care and Preschool, Waupaca, WI
 Lead Teacher, Wee Wisdom Child Care Center, Oshkosh, WI
 Preschool Teacher, Lourdes Academy, Oshkosh, WI
 Teacher Assistant, Headstart, Appleton, WI
 Teacher Assistant, UWO Head Start, Oshkosh, WI

Salary and work hours are computed from records of respondents working 35 or more hours per week in a job related to their training.
 Graduates completing multiple programs in the same academic year are counted under the highest-level award only.

Event Management

101096

Associate in Applied Science Degree
Formerly: Meeting & Event Management

	Class of 2018 6 Months After Graduation	Class of 2013 6 Months After Graduation	Class of 2013 5 Years After Graduation
Total Number of Graduates	3	9	9
Number Responding	3	7	7
Total Employed	3	6	7
Percent Employed***	100%	86%	100%
Related Employment	-	2	5
Unrelated Employment	3	4	2
Seeking Employment	-	1	-
Not in Labor Market/Student	-	-	-
Employed in the District	3 of 3	5 of 6	4 of 7
Median Annual Salary	-	-	-
Average Annual Salary	-	-	-
Range of Annual Salary	-	-	-
Average Hourly Rate	-	-	-
Average Hours Per Week	-	-	-
Employed Full Time	-	-	2
Employed Part Time	-	2	3
Range of Hours Per Week	-	-	38 - 45

*** of those available for employment (number responding minus those not in the labor market)
() = number of graduates responding

Job listed in Wisconsin TechConnect	Full-time	Part-time
FVTC District (5 counties):	7	13
New North (FVTC 5 counties + 13 Northeast WI counties):	10	15
Wisconsin:	37	182

Salary and work hours are computed from records of respondents working 35 or more hours per week in a job related to their training.
Graduates completing multiple programs in the same academic year are counted under the highest-level award only.

Food Service Production

313032
Technical Diploma

	Class of 2018 6 Months After Graduation	Class of 2013 6 Months After Graduation	Class of 2013 5 Years After Graduation
Total Number of Graduates	13	17	17
Number Responding	13	15	15
Total Employed	1	1	1
Percent Employed***	100%	100%	100%
Related Employment	1	-	-
Unrelated Employment	-	1	1
Seeking Employment	-	-	-
Not in Labor Market/Student	12	14	14
Employed in the District	1 of 1	1 of 1	-
Median Annual Salary	-	-	-
Average Annual Salary	-	-	-
Range of Annual Salary	-	-	-
Average Hourly Rate	-	-	-
Average Hours Per Week	-	-	-
Employed Full Time	1	-	-
Employed Part Time	-	-	-
Range of Hours Per Week	48	-	-

*** of those available for employment (number responding minus those not in the labor market)
() = number of graduates responding

Note: The Food Service Production program is embedded in the Culinary Arts Associate Degree.
Graduates are reported under the highest award obtained.

Job listed in Wisconsin TechConnect	Full-time	Part-time
FVTC District (5 counties):	39	44
New North (FVTC 5 counties + 13 Northeast WI counties):	58	65
Wisconsin:	299	395

Actual positions held by 2018 graduates:

Cook, Compass Group, Appleton, WI

*Salary and work hours are computed from records of respondents working 35 or more hours per week in a job related to their training.
Graduates completing multiple programs in the same academic year are counted under the highest-level award only.*

Hospitality Management

101092

Associate in Applied Science Degree
Formerly: *Hotel and Restaurant Management*

	Class of 2018 6 Months After Graduation	Class of 2013 6 Months After Graduation	Class of 2013 5 Years After Graduation
Total Number of Graduates	6	11	11
Number Responding	5	9	6
Total Employed	4	8	5
Percent Employed***	100%	100%	100%
Related Employment	4	6	3
Unrelated Employment	-	2	2
Seeking Employment	-	-	-
Not in Labor Market/Student	1	1	1
Employed in the District	3 of 4	6 of 8	2 of 5
Median Annual Salary	37,440	27,560	-
Average Annual Salary	36,890 (4)	29,960 (5)	39,040 (3)
Range of Annual Salary	30,680 - 42,000	24,960 - 37,000	29,120 - 50,000
Average Hourly Rate	17.74 (4)	14.40 (5)	18.77 (3)
Average Hours Per Week	48 (4)	45 (5)	48 (3)
Employed Full Time	4	5	3
Employed Part Time	-	1	-
Range of Hours Per Week	40 - 57	38 - 55	45 - 50

*** of those available for employment (number responding minus those not in the labor market)
() = number of graduates responding

Job listed in Wisconsin TechConnect	Full-time	Part-time
FVTC District (5 counties):	68	54
New North (FVTC 5 counties + 13 Northeast WI counties):	102	75
Wisconsin:	506	365

Actual positions held by 2018 graduates:

Assistant Manager, Tom's Drive In, Neenah, WI
Co-Owner, WeatherVane Restaurant, Menasha, WI
Kitchen Supervisor, Rye Restaurant, Appleton, WI
Lead Club Supervisor, Lambeau Field, Green Bay, WI

Salary and work hours are computed from records of respondents working 35 or more hours per week in a job related to their training. Graduates completing multiple programs in the same academic year are counted under the highest-level award only.

Interior Design

103041

Associate in Applied Science Degree

	Class of 2018 6 Months After Graduation	Class of 2013 6 Months After Graduation	Class of 2013 5 Years After Graduation
Total Number of Graduates	20	19	19
Number Responding	18	10	12
Total Employed	15	7	9
Percent Employed***	94%	78%	100%
Related Employment	13	4	6
Unrelated Employment	2	3	3
Seeking Employment	1	2	-
Not in Labor Market/Student	2	1	3
Employed in the District	9 of 15	4 of 7	3 of 9
Median Annual Salary	32,990	-	37,500
Average Annual Salary	32,754 (10)	-	37,800 (4)
Range of Annual Salary	19,240 - 47,840	-	31,200 - 45,000
Average Hourly Rate	15.75 (10)	-	18.17 (4)
Average Hours Per Week	42 (11)	-	40 (6)
Employed Full Time	11	2	6
Employed Part Time	2	2	-
Range of Hours Per Week	40 - 55	40 - 40	40 - 40

*** of those available for employment (number responding minus those not in the labor market)
() = number of graduates responding

Note: Salaries include commission but exclude bonuses or product discounts associated with sales positions.

Job listed in Wisconsin TechConnect	Full-time	Part-time
FVTC District (5 counties):	18	8
New North (FVTC 5 counties + 13 Northeast WI counties):	33	9
Wisconsin:	110	48

Actual positions held by 2018 graduates:

- Business Owner, Self-Employed, Kaukauna, WI
- CAD Specialist, KI, Green Bay, WI
- Design Pro, Home Interiors, Appleton, WI
- Floor Display Manager/ Interior Designer, Stange's of Waupaca, Waupaca, WI
- Interior Designer, August Haven, Green Bay, WI
- Interior Designer, Drury Designs, Inc., Green Bay, WI
- Interior Designer, EBI, Appleton, WI
- Interior Designer, Friese-Mier, Green Bay, WI
- Interior Designer, Gerhards Kitchen & Bath Store, Rhinelander, WI
- Material Handler, Goodwill, Menasha, WI
- Space Planner, F.C. Dadson, Greenville, WI

Salary and work hours are computed from records of respondents working 35 or more hours per week in a job related to their training. Graduates completing multiple programs in the same academic year are counted under the highest-level award only.

Interior Design – Kitchen & Bath Design

103043

Associate in Applied Science Degree

	Class of 2018 6 Months After Graduation	Class of 2013 6 Months After Graduation	Class of 2013 5 Years After Graduation
Total Number of Graduates	9	6	6
Number Responding	6	5	3
Total Employed	5	5	3
Percent Employed***	83%	100%	100%
Related Employment	5	3	1
Unrelated Employment	-	2	2
Seeking Employment	1	-	-
Not in Labor Market/Student	-	-	-
Employed in the District	3 of 5	2 of 5	-
Median Annual Salary	-	-	-
Average Annual Salary	37,880 (3)	30,007 (3)	-
Range of Annual Salary	31,200 - 45,000	22,880 - 35,942	-
Average Hourly Rate	18.21 (3)	14.43 (3)	-
Average Hours Per Week	40 (3)	39 (3)	-
Employed Full Time	3	3	1
Employed Part Time	2	-	-
Range of Hours Per Week	40 - 40	36 - 40	60

*** of those available for employment (number responding minus those not in the labor market)
() = number of graduates responding

Note: Salaries include commission but exclude bonuses or product discounts associated with sales positions.

Job listed in Wisconsin TechConnect	Full-time	Part-time
FVTC District (5 counties):	4	1
New North (FVTC 5 counties + 13 Northeast WI counties):	7	1
Wisconsin:	9	1

Actual positions held by 2018 graduates:

AutoCAD Drafter, Kohl's Innovation Center, Menomonee Falls, WI
 Cabinet Designer/Showroom Consultant, Mid-State Supply, Appleton, WI
 Design Engineer, Dream House Dream Kitchens, Fitchburg, WI

Salary and work hours are computed from records of respondents working 35 or more hours per week in a job related to their training. Graduates completing multiple programs in the same academic year are counted under the highest-level award only.

Medical Administrative Professional

101602

Associate in Applied Science Degree

	Class of 2018 6 Months After Graduation	Class of 2013 6 Months After Graduation	Class of 2013 5 Years After Graduation
Total Number of Graduates	8	33	33
Number Responding	6	23	13
Total Employed	5	17	8
Percent Employed***	100%	85%	89%
Related Employment	4	12	5
Unrelated Employment	1	5	3
Seeking Employment	-	3	1
Not in Labor Market/Student	1	3	4
Employed in the District	4 of 5	14 of 17	6 of 8
Median Annual Salary	-	26,312	-
Average Annual Salary	-	27,997 (7)	-
Range of Annual Salary	-	23,795 - 35,880	-
Average Hourly Rate	-	13.46 (7)	-
Average Hours Per Week	-	41 (7)	44 (3)
Employed Full Time	2	7	3
Employed Part Time	2	5	2
Range of Hours Per Week	40 - 40	36 - 49	40 - 50

*** of those available for employment (number responding minus those not in the labor market)
() = number of graduates responding

Note: Similar job postings can be found under the Medical Office Assistant Technical Diploma program.

Job listed in Wisconsin TechConnect	Full-time	Part-time
FVTC District (5 counties):	76	22
New North (FVTC 5 counties + 13 Northeast WI counties):	76	22
Wisconsin:	131	29

Actual positions held by 2018 graduates:

Client Benefits Specialist, Samaritan Counseling Center, Menasha, WI
Medical Billing Specialist, Caravel Autism Health, Green Bay, WI

Salary and work hours are computed from records of respondents working 35 or more hours per week in a job related to their training. Graduates completing multiple programs in the same academic year are counted under the highest-level award only.

Medical Office Assistant

311602
Technical Diploma

	Class of 2018 6 Months After Graduation	Class of 2013 6 Months After Graduation	Class of 2013 5 Years After Graduation
Total Number of Graduates	16	47	47
Number Responding	13	40	26
Total Employed	5	24	19
Percent Employed***	100%	83%	100%
Related Employment	3	16	10
Unrelated Employment	2	8	9
Seeking Employment	-	5	-
Not in Labor Market/Student	8	11	7
Employed in the District	3 of 5	18 of 24	14 of 19
Median Annual Salary	-	24,960	33,176
Average Annual Salary	29,749 (3)	28,513 (11)	33,379 (7)
Range of Annual Salary	23,000 - 37,128	20,800 - 52,000	26,936 - 42,000
Average Hourly Rate	14.30 (3)	13.71 (11)	16.05 (7)
Average Hours Per Week	40 (3)	43 (11)	40 (8)
Employed Full Time	3	11	8
Employed Part Time	-	5	2
Range of Hours Per Week	36 - 45	36 - 80	40 - 40

*** of those available for employment (number responding minus those not in the labor market)
() = number of graduates responding

Note: The Medical Office Assistant program is embedded in the Medical Administrative Professional Associate Degree. Graduates are reported under the highest award obtained.

Job listed in Wisconsin TechConnect	Full-time	Part-time
FVTC District (5 counties):	23	3
New North (FVTC 5 counties + 13 Northeast WI counties):	23	3
Wisconsin:	24	3

Actual positions held by 2018 graduates:

Customer Service Representative, US Social Security Administration, Appleton, WI
Patient Service Representative, BayCare Clinic, Green Bay, WI
Patient Services Representative, Ascension NE Wisconsin - Mercy Campus, Oshkosh, WI

Salary and work hours are computed from records of respondents working 35 or more hours per week in a job related to their training.
Graduates completing multiple programs in the same academic year are counted under the highest-level award only.

Therapeutic Massage

305371
 Technical Diploma
 Formerly: 315371

	Class of 2018 6 Months After Graduation	Class of 2013 6 Months After Graduation	Class of 2013 5 Years After Graduation
Total Number of Graduates	14		
Number Responding	13		
Total Employed	11		
Percent Employed***	85%		
Related Employment	7		
Unrelated Employment	4		
Seeking Employment	2		
Not in Labor Market/Student	-		
Employed in the District	4 of 11		This program had no graduates in 2012-13.
Median Annual Salary	-		
Average Annual Salary	-		
Range of Annual Salary	-		
Average Hourly Rate	-		
Average Hours Per Week	-		
Employed Full Time	1		
Employed Part Time	6		
Range of Hours Per Week	45		

*** of those available for employment (number responding minus those not in the labor market)
 () = number of graduates responding

Job listed in Wisconsin TechConnect	Full-time	Part-time
FVTC District (5 counties):	0	0
New North (FVTC 5 counties + 13 Northeast WI counties):	0	0
Wisconsin:	23	41

Actual positions held by 2018 graduates:

Massage Therapist/Chiropractic Technician, Chiroplus Complementary Healthcare Centers, LLC, Wautoma, WI

Salary and work hours are computed from records of respondents working 35 or more hours per week in a job related to their training. Graduates completing multiple programs in the same academic year are counted under the highest-level award only.

Transportation Programs

Programs with **100%** graduate employment:

- Aeronautics – Pilot Training
- Aircraft Electronics
- Airframe & Powerplant Mechanics
- Auto Collision Repair & Refinishing
- Automotive Technician
- Automotive Technician – Imports
- Automotive Technology
- Automotive Technology – Imports
- Automotive Technology GM ASEP
- Diesel Engine Service Technician (FABTECH)
- Diesel Equipment Mechanic
- Diesel Equipment Technology
- Vehicle Refinishing & Repair Technology



	Classes of 2016, 2017 & 2018 6 months after graduation		Classes of 2011, 2012 & 2013 5 years after graduation	
	Average Hourly Rate	Average Annual Wage	Average Hourly Rate	Average Annual Wage
Aeronautics - Pilot Training	\$16.53	\$34,383	\$41.36	\$86,027
Aircraft Electronics	\$17.10	\$35,568	\$26.09	\$54,277
Airframe & Powerplant Mechanics	\$20.17	\$41,954	\$25.06	\$52,123
Auto Collision Repair & Refinishing	\$16.84	\$35,038	\$19.93	\$41,448
Automotive Technician	\$13.90	\$28,918	\$22.49	\$46,776
Automotive Technology	\$14.11	\$29,351	\$22.93	\$47,689
Automotive Technology – Imports	\$15.42	\$32,067	\$0.00	\$0
Automotive Technology GM ASEP	\$16.93	\$35,210	\$25.16	\$52,333
DieselConstrEquipSvc (FABTECH)	\$19.58	\$40,716	-	-
Diesel Engine Svc Techn (FABTECH)	\$18.59	\$38,671	-	-
Diesel Equipment Mechanic	\$19.49	\$40,538	\$28.64	\$59,572
Diesel Equipment Technology	\$17.52	\$36,450	\$26.52	\$55,160
DieselPwrGen&MarineSvc(FABTECH)	\$20.62	\$42,880	-	-
Truck Driving	\$22.25	\$46,284	\$25.98	\$54,029
Vehicle Refinishing & Repair	\$18.39	\$38,260	\$22.60	\$47,013

\$28,918 - \$46,284

average salary range
of a graduate
6 months after graduation



\$41,448 - \$86,027

average salary range
of a graduate
5 years after graduation

Aeronautics - Pilot Training

104021

Associate in Applied Science Degree

	Class of 2018 6 Months After Graduation	Class of 2013 6 Months After Graduation	Class of 2013 5 Years After Graduation
Total Number of Graduates	7	4	4
Number Responding	5	4	4
Total Employed	5	3	4
Percent Employed***	100%	75%	100%
Related Employment	5	1	4
Unrelated Employment	-	2	-
Seeking Employment	-	1	-
Not in Labor Market/Student	-	-	-
Employed in the District	5 of 5	2 of 3	-
Median Annual Salary	27,040	-	-
Average Annual Salary	34,528 (5)	-	-
Range of Annual Salary	27,040 - 62,400	-	-
Average Hourly Rate	16.60 (5)	-	-
Average Hours Per Week	44 (5)	-	43 (3)
Employed Full Time	5	-	3
Employed Part Time	-	1	1
Range of Hours Per Week	35 - 60	-	40 - 45

*** of those available for employment (number responding minus those not in the labor market)

() = number of graduates responding

Note: Graduates have the opportunity to apply for competitive flight instructing positions with the College, or other flight instructing or entry-level pilot positions across the industry with potential to start earning approximately \$30,000 or more per year immediately following graduation. Once enough flight experience is earned to qualify for an airline job, expected first year pay is approximately \$60,000.

Job listed in Wisconsin TechConnect	Full-time	Part-time
FVTC District (5 counties):	10	0
New North (FVTC 5 counties + 13 Northeast WI counties):	10	0
Wisconsin:	11	0

Actual positions held by 2018 graduates:

Aeronautics Instructor-Lead, Fox Valley Technical College, Oshkosh, WI
 CFI-Aeronautics, Fox Valley Technical College, Appleton, WI
 Flight Instructor, Cove Academy, Appleton, WI
 Flight Instructor, Fox Valley Technical College, Oshkosh, WI
 Flight Intern, Fox Valley Technical College, Oshkosh, WI

Salary and work hours are computed from records of respondents working 35 or more hours per week in a job related to their training. Graduates completing multiple programs in the same academic year are counted under the highest-level award only.

Aeronautics - Professional Pilot

314021
Technical Diploma

	Class of 2018 6 Months After Graduation	Class of 2013 6 Months After Graduation	Class of 2013 5 Years After Graduation
Total Number of Graduates	7	6	6
Number Responding	7	5	4
Total Employed	-	2	4
Percent Employed***	-	100%	100%
Related Employment	-	1	2
Unrelated Employment	-	1	2
Seeking Employment	1	-	-
Not in Labor Market/Student	6	3	-
Employed in the District	-	1 of 2	-
Median Annual Salary	-	-	-
Average Annual Salary	-	-	-
Range of Annual Salary	-	-	-
Average Hourly Rate	-	-	-
Average Hours Per Week	-	-	-
Employed Full Time	-	1	2
Employed Part Time	-	-	-
Range of Hours Per Week	-	35 - 35	40 - 50

*** of those available for employment (number responding minus those not in the labor market)
() = number of graduates responding

Note: Graduates qualify for entry-level pilot positions, and can expect to start earning approximately \$20,000 to \$30,000 per year immediately following graduation. Once enough flight experience is earned to qualify for an airline job, expected first year pay is approximately \$60,000.

Job listed in Wisconsin TechConnect	Full-time	Part-time
FVTC District (5 counties):	0	0
New North (FVTC 5 counties + 13 Northeast WI counties):	0	0
Wisconsin:	3	0

Salary and work hours are computed from records of respondents working 35 or more hours per week in a job related to their training. Graduates completing multiple programs in the same academic year are counted under the highest-level award only.

Aircraft Electronics

104861

Associate in Applied Science Degree

Formerly: 104022

	Class of 2018 6 Months After Graduation	Class of 2013 6 Months After Graduation	Class of 2013 5 Years After Graduation
Total Number of Graduates	7	6	6
Number Responding	4	6	6
Total Employed	2	4	5
Percent Employed***	100%	100%	100%
Related Employment	1	4	5
Unrelated Employment	1	-	-
Seeking Employment	-	-	-
Not in Labor Market/Student	2	2	1
Employed in the District	-	1 of 4	2 of 5
Median Annual Salary	-	-	55,120
Average Annual Salary	-	36,053 (3)	56,654 (4)
Range of Annual Salary	-	29,120 - 45,760	51,896 - 64,480
Average Hourly Rate	-	17.33 (3)	27.24 (4)
Average Hours Per Week	-	40 (3)	45 (5)
Employed Full Time	1	3	5
Employed Part Time	-	1	-
Range of Hours Per Week	40	40 - 41	36 - 65

*** of those available for employment (number responding minus those not in the labor market)

() = number of graduates responding

Note: Similar job postings can be found under the Airframe & Powerplant Mechanics Technical Diploma program.

Salary and work hours are computed from records of respondents working 35 or more hours per week in a job related to their training. Graduates completing multiple programs in the same academic year are counted under the highest-level award only.

Airframe & Powerplant Mechanics

324861
 Technical Diploma
 Formerly: 324021

	Class of 2018 6 Months After Graduation	Class of 2013 6 Months After Graduation	Class of 2013 5 Years After Graduation
Total Number of Graduates	23	13	13
Number Responding	19	13	8
Total Employed	15	7	8
Percent Employed***	100%	88%	100%
Related Employment	14	5	8
Unrelated Employment	1	2	-
Seeking Employment	-	1	-
Not in Labor Market/Student	4	5	-
Employed in the District	11 of 15	3 of 7	4 of 8
Median Annual Salary	42,120	35,360	-
Average Annual Salary	42,725 (13)	34,944 (5)	53,287 (3)
Range of Annual Salary	30,000 - 58,136	32,240 - 37,440	39,520 - 72,500
Average Hourly Rate	20.54 (13)	16.80 (5)	25.62 (3)
Average Hours Per Week	41 (13)	45 (5)	45 (5)
Employed Full Time	13	5	5
Employed Part Time	1	-	3
Range of Hours Per Week	40 - 50	40 - 56	35 - 55

*** of those available for employment (number responding minus those not in the labor market)
 () = number of graduates responding

	Full-time	Part-time
Job listed in Wisconsin TechConnect		
FVTC District (5 counties):	9	4
New North (FVTC 5 counties + 13 Northeast WI counties):	9	4
Wisconsin:	23	4

Actual positions held by 2018 graduates:

- A&P Mechanic, Myers Aviation, Oshkosh, WI
- Aircraft Mechanic, Air Wisconsin Airlines, Appleton, WI
- Aircraft Mechanic, Air Wisconsin Airlines, Milwaukee, WI
- Aircraft Mechanic, Gulfstream Aerospace, Appleton, WI
- Aircraft Technician, Gulfstream Aerospace, Appleton, WI (4)
- Assembly and Test Technician, GE Aviation, Lafayette, IN
- Aviation Maintenance Tech, Gulfstream Aerospace, Appleton, WI
- Mechanic, Air Wisconsin Airlines, Milwaukee, WI
- Missionary Pilot/Mechanic, Wings as Eagles Mission Air Service, Oshkosh, WI
- RS Aircraft Tech 1, Gulfstream Aerospace, Appleton, WI

Salary and work hours are computed from records of respondents working 35 or more hours per week in a job related to their training. Graduates completing multiple programs in the same academic year are counted under the highest-level award only.

Auto Collision Repair and Refinishing Technician

324051
Technical Diploma

	<i>Class of 2018 6 Months After Graduation</i>	<i>Class of 2013 6 Months After Graduation</i>	<i>Class of 2013 5 Years After Graduation</i>
Total Number of Graduates	6	5	5
Number Responding	1	5	4
Total Employed	1	5	4
Percent Employed***	100%	100%	100%
Related Employment	1	4	3
Unrelated Employment	-	1	1
Seeking Employment	-	-	-
Not in Labor Market/Student	-	-	-
Employed in the District	-	3 of 5	2 of 4
Median Annual Salary	-	31,720	-
Average Annual Salary	-	30,850 (4)	-
Range of Annual Salary	-	24,960 - 35,000	-
Average Hourly Rate	-	14.83 (4)	-
Average Hours Per Week	-	44 (4)	-
Employed Full Time	1	4	2
Employed Part Time	-	-	1
Range of Hours Per Week	60	40 - 50	40 - 45

*** of those available for employment (number responding minus those not in the labor market)
() = number of graduates responding

Note: The Auto Collision Repair and Refinishing Technician program is embedded in the Vehicle Refinishing & Repair Technology Associate Degree. Graduates are reported under the highest award obtained.

Job listed in Wisconsin TechConnect	Full-time	Part-time
FVTC District (5 counties):	36	6
New North (FVTC 5 counties + 13 Northeast WI counties):	73	7
Wisconsin:	155	14

Actual positions held by 2018 graduates:

Excavator, ABRA Auto Body, New Lisbon, WI

Salary and work hours are computed from records of respondents working 35 or more hours per week in a job related to their training. Graduates completing multiple programs in the same academic year are counted under the highest-level award only.

Automotive Maintenance & Light Repair Technician

306023
Technical Diploma

	<i>Class of 2018 6 Months After Graduation</i>	<i>Class of 2013 6 Months After Graduation</i>	<i>Class of 2013 5 Years After Graduation</i>
Total Number of Graduates	6		
Number Responding	6		
Total Employed	-		
Percent Employed***	-		
Related Employment	-		
Unrelated Employment	-		
Seeking Employment	-		
Not in Labor Market/Student	6		This program had no graduates in 2012-13.
Employed in the District	-		
Median Annual Salary	-		
Average Annual Salary	-		
Range of Annual Salary	-		
Average Hourly Rate	-		
Average Hours Per Week	-		
Employed Full Time	-		
Employed Part Time	-		
Range of Hours Per Week	-		

*** of those available for employment (number responding minus those not in the labor market)
() = number of graduates responding

Note: The Automotive Maintenance & Light Repair Technician program is embedded in the Automotive Technician Technical Diploma and Automotive Technology Associate Degree. Graduates are reported under the highest award obtained.

Salary and work hours are computed from records of respondents working 35 or more hours per week in a job related to their training. Graduates completing multiple programs in the same academic year are counted under the highest-level award only.

Automotive Technician

324042
Technical Diploma

	<i>Class of 2018 6 Months After Graduation</i>	<i>Class of 2013 6 Months After Graduation</i>	<i>Class of 2013 5 Years After Graduation</i>
Total Number of Graduates	4	7	7
Number Responding	2	4	5
Total Employed	2	4	5
Percent Employed***	100%	100%	100%
Related Employment	2	4	4
Unrelated Employment	-	-	1
Seeking Employment	-	-	-
Not in Labor Market/Student	-	-	-
Employed in the District	2 of 2	3 of 4	3 of 5
Median Annual Salary	-	-	-
Average Annual Salary	-	28,635 (3)	52,907 (3)
Range of Annual Salary	-	21,424 - 38,480	35,880 - 75,000
Average Hourly Rate	-	13.77 (3)	25.44 (3)
Average Hours Per Week	-	42 (3)	50 (3)
Employed Full Time	2	3	3
Employed Part Time	-	1	1
Range of Hours Per Week	45 - 50	40 - 45	40 - 60

*** of those available for employment (number responding minus those not in the labor market)
() = number of graduates responding

Note: Similar job postings can be found under the Automotive Maintenance & Light Repair Technician program. The Automotive Technician program is embedded in the Automotive Technology Associate Degree. Graduates are reported under the highest award obtained.

Job listed in Wisconsin TechConnect	Full-time	Part-time
FVTC District (5 counties):	17	5
New North (FVTC 5 counties + 13 Northeast WI counties):	40	8
Wisconsin:	275	63

Actual positions held by 2018 graduates:

Automotive Technician, Bergstrom Automotive, Neenah, WI
Automotive Technician, Ford, Oshkosh, WI

Salary and work hours are computed from records of respondents working 35 or more hours per week in a job related to their training. Graduates completing multiple programs in the same academic year are counted under the highest-level award only.

Automotive Technician – Imports

326021
Technical Diploma

	Class of 2018 6 Months After Graduation	Class of 2013 6 Months After Graduation	Class of 2013 5 Years After Graduation
Total Number of Graduates	2	6	6
Number Responding	1	5	2
Total Employed	1	4	2
Percent Employed***	100%	80%	100%
Related Employment	-	4	1
Unrelated Employment	1	-	1
Seeking Employment	-	1	-
Not in Labor Market/Student	-	-	-
Employed in the District	-	4 of 4	-
Median Annual Salary	-	24,360	-
Average Annual Salary	-	24,660 (4)	-
Range of Annual Salary	-	18,720 - 31,200	-
Average Hourly Rate	-	11.86 (4)	-
Average Hours Per Week	-	48 (4)	-
Employed Full Time	-	4	-
Employed Part Time	-	-	1
Range of Hours Per Week	-	40 - 50	-

*** of those available for employment (number responding minus those not in the labor market)
() = number of graduates responding

Note: The Automotive Technician – Imports program is embedded in the Automotive Technology – Imports Associate Degree. Graduates are reported under the highest award obtained.

Job listed in Wisconsin TechConnect	Full-time	Part-time
FVTC District (5 counties):	3	1
New North (FVTC 5 counties + 13 Northeast WI counties):	3	1
Wisconsin:	3	1

Salary and work hours are computed from records of respondents working 35 or more hours per week in a job related to their training. Graduates completing multiple programs in the same academic year are counted under the highest-level award only.

Automotive Technology

106023

Associate in Applied Science Degree

	Class of 2018 6 Months After Graduation	Class of 2013 6 Months After Graduation	Class of 2013 5 Years After Graduation
Total Number of Graduates	6	7	7
Number Responding	3	5	2
Total Employed	3	5	2
Percent Employed***	100%	100%	100%
Related Employment	2	3	1
Unrelated Employment	1	2	1
Seeking Employment	-	-	-
Not in Labor Market/Student	-	-	-
Employed in the District	-	3 of 5	-
Median Annual Salary	-	-	-
Average Annual Salary	-	27,733 (3)	-
Range of Annual Salary	-	22,880 - 35,360	-
Average Hourly Rate	-	13.33 (3)	-
Average Hours Per Week	-	43 (3)	-
Employed Full Time	2	3	1
Employed Part Time	-	-	-
Range of Hours Per Week	40 - 45	39 - 50	47

*** of those available for employment (number responding minus those not in the labor market)

() = number of graduates responding

Note: Similar job postings can be found under the Automotive Technician, Automotive & Maintenance Light Repair Technician, and Automotive Quick Service Technician Technical Diploma programs.

Job listed in Wisconsin TechConnect	Full-time	Part-time
FVTC District (5 counties):	60	21
New North (FVTC 5 counties + 13 Northeast WI counties):	98	22
Wisconsin:	181	47

Actual positions held by 2018 graduates:

Automotive Technician, Bob's Transmission Center, Fond du Lac, WI
 Automotive Technologist, Maertz Sales and Service, Reedsville, WI

Salary and work hours are computed from records of respondents working 35 or more hours per week in a job related to their training. Graduates completing multiple programs in the same academic year are counted under the highest-level award only.

Automotive Technology – Imports

106024

Associate in Applied Science Degree

	Class of 2018 6 Months After Graduation	Class of 2013 6 Months After Graduation	Class of 2013 5 Years After Graduation
Total Number of Graduates	4	3	3
Number Responding	2	3	2
Total Employed	2	3	2
Percent Employed***	100%	100%	100%
Related Employment	1	2	1
Unrelated Employment	1	1	1
Seeking Employment	-	-	-
Not in Labor Market/Student	-	-	-
Employed in the District	1 of 2	1 of 3	-
Median Annual Salary	-	-	-
Average Annual Salary	-	-	-
Range of Annual Salary	-	-	-
Average Hourly Rate	-	-	-
Average Hours Per Week	-	-	-
Employed Full Time	1	2	1
Employed Part Time	-	-	-
Range of Hours Per Week	43	40 - 40	40

*** of those available for employment (number responding minus those not in the labor market)
() = number of graduates responding

Note: Similar job postings can be found under the Automotive Technician - Imports Technical Diploma program.

Job listed in Wisconsin TechConnect	Full-time	Part-time
FVTC District (5 counties):	1	0
New North (FVTC 5 counties + 13 Northeast WI counties):	1	0
Wisconsin:	1	0

Actual positions held by 2018 graduates:

General Maintenance Technician, Matthews Tire, Appleton, WI

Salary and work hours are computed from records of respondents working 35 or more hours per week in a job related to their training. Graduates completing multiple programs in the same academic year are counted under the highest-level award only.

Automotive Technology GM ASEP

106025

Associate in Applied Science Degree

	<i>Class of 2018 6 Months After Graduation</i>	<i>Class of 2013 6 Months After Graduation</i>	<i>Class of 2013 5 Years After Graduation</i>
Total Number of Graduates	8	8	8
Number Responding	5	6	4
Total Employed	5	6	4
Percent Employed***	100%	100%	100%
Related Employment	4	6	4
Unrelated Employment	1	-	-
Seeking Employment	-	-	-
Not in Labor Market/Student	-	-	-
Employed in the District	2 of 5	5 of 6	3 of 4
Median Annual Salary	36,400	30,940	-
Average Annual Salary	36,920 (4)	31,164 (6)	52,333 (3)
Range of Annual Salary	33,280 - 41,600	26,000 - 37,024	40,000 - 65,000
Average Hourly Rate	17.75 (4)	14.98 (6)	25.16 (3)
Average Hours Per Week	44 (4)	45 (6)	48 (3)
Employed Full Time	4	6	3
Employed Part Time	-	-	1
Range of Hours Per Week	40 - 45	40 - 50	45 - 50

*** of those available for employment (number responding minus those not in the labor market)
 () = number of graduates responding

Actual positions held by 2018 graduates:

- Auto Technician, Gandrud Chevrolet, Green Bay, WI
- Automotive Tech, Koehne GMC Buick & Chevrolet, Marinette, WI
- Mechanic, C.D. Smith Construction, Inc., Fond du Lac, WI
- Service Technician, Bergstrom Automotive, Appleton, WI

Salary and work hours are computed from records of respondents working 35 or more hours per week in a job related to their training. Graduates completing multiple programs in the same academic year are counted under the highest-level award only.

Diesel Construction Equipment Service Technician (FABTECH)

324123
Technical Diploma

	<i>Class of 2018 6 Months After Graduation</i>	<i>Class of 2013 6 Months After Graduation</i>	<i>Class of 2013 5 Years After Graduation</i>
Total Number of Graduates	12		
Number Responding	4		
Total Employed	3		
Percent Employed***	75%		
Related Employment	3		
Unrelated Employment	-		
Seeking Employment	1		
Not in Labor Market/Student	-		
Employed in the District	-		
Median Annual Salary	-		
Average Annual Salary	45,413 (3)		
Range of Annual Salary	41,600 - 48,880		
Average Hourly Rate	21.83 (3)		
Average Hours Per Week	43 (3)		
Employed Full Time	3		
Employed Part Time	-		
Range of Hours Per Week	40 - 45		

This program had
no graduates in 2012-13.

*** of those available for employment (number responding minus those not in the labor market)
() = number of graduates responding

Actual positions held by 2018 graduates:

Diesel Mechanic, Fabick Cat, Milwaukee, WI

Salary and work hours are computed from records of respondents working 35 or more hours per week in a job related to their training. Graduates completing multiple programs in the same academic year are counted under the highest-level award only.

Diesel Engine Service Technician (FABTECH)

314127
Technical Diploma

	<i>Class of 2018 6 Months After Graduation</i>	<i>Class of 2013 6 Months After Graduation</i>	<i>Class of 2013 5 Years After Graduation</i>
Total Number of Graduates	13	15	15
Number Responding	5	12	8
Total Employed	5	12	8
Percent Employed***	100%	100%	100%
Related Employment	5	12	6
Unrelated Employment	-	-	2
Seeking Employment	-	-	-
Not in Labor Market/Student	-	-	-
Employed in the District	-	1 of 12	-
Median Annual Salary	43,680	31,000	-
Average Annual Salary	43,420 (4)	31,274 (11)	-
Range of Annual Salary	41,600 - 44,720	24,960 - 36,192	-
Average Hourly Rate	20.88 (4)	15.04 (11)	-
Average Hours Per Week	46 (5)	48 (12)	50 (4)
Employed Full Time	5	12	4
Employed Part Time	-	-	2
Range of Hours Per Week	40 - 50	40 - 70	40 - 60

*** of those available for employment (number responding minus those not in the labor market)
() = number of graduates responding

Actual positions held by 2018 graduates:

- Diesel Technician, Fabick Cat, Eau Claire, WI
- Diesel Technician, Fabick Cat, Green Bay, WI
- Diesel Technician, Fabick Cat, Milwaukee, WI
- Heavy Duty Construction Tech, Fabick Cat, Green Bay, WI

Salary and work hours are computed from records of respondents working 35 or more hours per week in a job related to their training. Graduates completing multiple programs in the same academic year are counted under the highest-level award only.

Diesel Equipment Mechanic

314121
Technical Diploma

	Class of 2018 6 Months After Graduation	Class of 2013 6 Months After Graduation	Class of 2013 5 Years After Graduation
Total Number of Graduates	37	16	16
Number Responding	26	15	8
Total Employed	24	15	8
Percent Employed***	100%	100%	100%
Related Employment	24	14	8
Unrelated Employment	-	1	-
Seeking Employment	-	-	-
Not in Labor Market/Student	2	-	-
Employed in the District	9 of 24	6 of 15	5 of 8
Median Annual Salary	40,830	31,200	52,000
Average Annual Salary	42,081 (22)	32,249 (11)	60,714 (7)
Range of Annual Salary	30,000 - 54,080	24,960 - 41,600	39,520 - 116,480
Average Hourly Rate	20.23 (22)	15.50 (11)	29.19 (7)
Average Hours Per Week	48 (23)	44 (14)	48 (8)
Employed Full Time	23	14	8
Employed Part Time	1	-	-
Range of Hours Per Week	40 - 80	40 - 55	40 - 60

*** of those available for employment (number responding minus those not in the labor market)
() = number of graduates responding

Note: The Diesel Equipment Mechanic program is embedded in the Diesel Equipment Technology Associate Degree. Graduates are reported under the highest award obtained.

Job listed in Wisconsin TechConnect	Full-time	Part-time
FVTC District (5 counties):	70	15
New North (FVTC 5 counties + 13 Northeast WI counties):	70	15
Wisconsin:	106	17

Actual positions held by 2018 graduates:

2nd Shift Tractor Shop Foreman, Quality Truck Care Center, Oshkosh, WI
 Diesel Equipment Mechanic, Quality Truck Care Center, Fond du Lac, WI
 Diesel Mechanic, Auto and Scrap Recyclers, Milwaukee, WI
 Diesel Mechanic, Fischer Fleet Service Inc., Sheboygan, WI
 Diesel Mechanic, Ort Trucking, New London, WI
 Diesel Mechanic, Peterbilt, De Pere, WI
 Diesel Mechanic, TNT Auto Body, Random Lake, WI
 Diesel Technician, Penske Truck, Fond du Lac, WI
 Diesel Technician, Truck Country, Kaukauna, WI
 Equipment Operator, AC Timber Services, Shawano, WI
 Farmer, Maass Farm, Seymour, WI
 Heavy Duty Diesel Mechanic, Carew Concrete, Appleton, WI
 Heavy Equipment Operator, Hopkins Sand and Gravel, Webster, WI
 Heavy Equipment Operator, Miron Construction Co., Inc., Neenah, WI
 Journeyman 2/Mechanic, Legacy Express LLC, Fond du Lac, WI
 Maintenance, Zillges, Oshkosh, WI
 Mechanic, Elexco Inc., Seymour, WI
 Mechanic, Pace Industries, Grafton, WI
 Operator, EMP, Escanaba, MI
 Primary Diesel Technician, Valley Hydro-Excavation LLC, Campbellsport, WI
 Service Person, City of Appleton, Appleton, WI
 Technician, Gandrud Chevrolet, Green Bay, WI
 Warehouse, Fabick Cat, Superior, WI

Salary and work hours are computed from records of respondents working 35 or more hours per week in a job related to their training. Graduates completing multiple programs in the same academic year are counted under the highest-level award only.

Diesel Equipment Technology

104121

Associate in Applied Science Degree

	Class of 2018 6 Months After Graduation	Class of 2013 6 Months After Graduation	Class of 2013 5 Years After Graduation
Total Number of Graduates	24	21	21
Number Responding	20	16	13
Total Employed	19	14	13
Percent Employed***	100%	93%	100%
Related Employment	17	13	10
Unrelated Employment	2	1	3
Seeking Employment	-	1	-
Not in Labor Market/Student	1	1	-
Employed in the District	8 of 19	5 of 14	8 of 13
Median Annual Salary	38,220	34,320	49,920
Average Annual Salary	37,673 (14)	33,564 (11)	50,413 (7)
Range of Annual Salary	31,200 - 44,000	23,920 - 43,680	35,360 - 66,560
Average Hourly Rate	18.11 (14)	16.14 (11)	24.24 (7)
Average Hours Per Week	45 (15)	46 (13)	47 (9)
Employed Full Time	15	13	9
Employed Part Time	2	-	1
Range of Hours Per Week	40 - 60	40 - 72	40 - 50

*** of those available for employment (number responding minus those not in the labor market)
() = number of graduates responding

Note: Similar job postings can be found under the Diesel Equipment Mechanic Technical Diploma program.

Job listed in Wisconsin TechConnect	Full-time	Part-time
FVTC District (5 counties):	134	5
New North (FVTC 5 counties + 13 Northeast WI counties):	196	13
Wisconsin:	272	21

Actual positions held by 2018 graduates:

- Agriculture Service Technician, Riesterer & Schnell, Hortonville, WI
- Agriculture Technician, Riesterer & Schnell, Pulaski, WI
- Diesel Mechanic, Matrix Dairy Transport, Pulaski, WI
- Diesel Mechanic, Truck Country, Kaukauna, WI
- Diesel Tech Journeyman III, Lakeside International, West Bend, WI
- Diesel Technician, Kobussen Buses, Oshkosh, WI
- Diesel Technician, Wisconsin Lift Truck, Green Bay, WI
- Electrician 2, Seagrave Fire Apparatus LLC, Clintonville, WI
- Electrician, Pierce Manufacturing, Appleton, WI
- Mechanic, Badger Truck Rebuild, Brookfield, WI
- Mechanic, Lamers Bus Lines, Green Bay, WI
- Mechanic/Truck Driver, Kinas Excavating, Green Lake, WI
- Service Technician, Dedicated Fleet Services, Appleton, WI
- Service Technician, L & S Truck Center of Appleton, Inc., Appleton, WI
- Technician, Packer City International Trucks Inc., Green Bay, WI

Salary and work hours are computed from records of respondents working 35 or more hours per week in a job related to their training. Graduates completing multiple programs in the same academic year are counted under the highest-level award only.

Truck Driving

304581
Technical Diploma

	Class of 2018 6 Months After Graduation	Class of 2013 6 Months After Graduation	Class of 2013 5 Years After Graduation
Total Number of Graduates	130	144	144
Number Responding	81	94	74
Total Employed	71	79	66
Percent Employed***	93%	91%	99%
Related Employment	66	74	50
Unrelated Employment	5	5	16
Seeking Employment	5	8	1
Not in Labor Market/Student	5	7	7
Employed in the District	19 of 71	24 of 79	21 of 66
Median Annual Salary	46,800	33,713	55,000
Average Annual Salary	49,808 (50)	36,424 (52)	58,707 (31)
Range of Annual Salary	31,200 - 87,000	18,000 - 83,200	37,440 - 107,000
Average Hourly Rate	23.95 (50)	17.51 (52)	28.22 (31)
Average Hours Per Week	56 (53)	54 (68)	53 (38)
Employed Full Time	53	68	38
Employed Part Time	13	6	12
Range of Hours Per Week	40 - 80	35 - 80	40 - 70

*** of those available for employment (number responding minus those not in the labor market)
() = number of graduates responding

Job listed in Wisconsin TechConnect	Full-time	Part-time
FVTC District (5 counties):	309	97
New North (FVTC 5 counties + 13 Northeast WI counties):	663	104
Wisconsin:	1452	228

Actual positions held by 2018 graduates:

City Driver/Dock Work, YRC Freight, Appleton, WI
 Class A CDL Driver, Midwest Carriers, Kaukauna, WI
 Company Driver, H.O. Wolding, Inc., Amherst, WI
 Driver, Hanke Trucking, Slinger, WI
 Driver, Krieg Trucking LLC, Waterloo, WI
 Driver, Lakeside Pepsi, Sheboygan Falls, WI
 Driver, Performance Transportation, Seymour, WI
 Dump Truck Driver, Vinton Construction, Manitowoc, WI
 Line Haul Driver, FedEx Freight, Green Bay, WI
 Milk Truck Driver, Homan Trucking, Bonduel, WI
 Mixer Driver, MCC, Inc., Appleton, WI
 Semi-Straight Truck Delivery Driver, Mid-State Supply, Wautoma, WI
 Truck Driver, Badger Federal Services, Oshkosh, WI
 Truck Driver, Certco, Madison, WI
 Truck Driver, Contract Transport Services, Green Bay, WI (2)
 Truck Driver, Dehmlow Trucking & Excavating, Wisconsin Dells, WI
 Truck Driver, Forward Thinking Logistics, Winneconne, WI
 Truck Driver, Goodwill, Menasha, WI
 Truck Driver, JBS Carriers, Green Bay, WI (3)
 Truck Driver, JLP, Horicon, WI
 Truck Driver, Schneider National, Green Bay, WI
 Truck Driver, Seven Oaks Dairy, Kaukauna, WI
 Truck Driver, V&S Midwest Carriers, Kaukauna, WI
 Truck Driver, Wisconsin Building Supplies, Green Bay, WI
 Truck Driver, WJ Filtz, Stevens Point, WI

Salary and work hours are computed from records of respondents working 35 or more hours per week in a job related to their training.
 Graduates completing multiple programs in the same academic year are counted under the highest-level award only.

Vehicle Refinishing & Repair Technology

104053

Associate in Applied Science Degree

	Class of 2018 6 Months After Graduation	Class of 2013 6 Months After Graduation	Class of 2013 5 Years After Graduation
Total Number of Graduates	8	4	4
Number Responding	6	3	3
Total Employed	5	3	3
Percent Employed***	100%	100%	100%
Related Employment	5	2	3
Unrelated Employment	-	1	-
Seeking Employment	-	-	-
Not in Labor Market/Student	1	-	-
Employed in the District	3 of 5	3 of 3	3 of 3
Median Annual Salary	34,320	-	-
Average Annual Salary	34,689 (4)	-	-
Range of Annual Salary	29,120 - 40,997	-	-
Average Hourly Rate	16.68 (4)	-	-
Average Hours Per Week	52 (5)	-	47 (3)
Employed Full Time	5	2	3
Employed Part Time	-	-	-
Range of Hours Per Week	40 - 80	40 - 45	40 - 60

*** of those available for employment (number responding minus those not in the labor market)

() = number of graduates responding

Note: Similar job postings can be found under the Auto Collision Repair and Refinishing Technician Technical Diploma program.

Job listed in Wisconsin TechConnect	Full-time	Part-time
FVTC District (5 counties):	34	7
New North (FVTC 5 counties + 13 Northeast WI counties):	34	7
Wisconsin:	34	7

Actual positions held by 2018 graduates:

- Auto Collision Technician, Holiday Automotive, Fond du Lac, WI
- Body Shop Production Assistant, Holiday Automotive, Fond du Lac, WI
- Body Technician, Bergstrom Automotive, Oshkosh, WI
- Painter, Pierce Manufacturing, Appleton, WI
- Truck Driver, Keithstone Automotive, Appleton, WI

Salary and work hours are computed from records of respondents working 35 or more hours per week in a job related to their training. Graduates completing multiple programs in the same academic year are counted under the highest-level award only.

Individualized Technical Studies

108251

Associate in Applied Science Degree

	<i>Class of 2018 6 Months After Graduation</i>	<i>Class of 2013 6 Months After Graduation</i>	<i>Class of 2013 5 Years After Graduation</i>
Total Number of Graduates	8	24	24
Number Responding	6	8	18
Total Employed	5	4	6
Percent Employed***	100%	57%	100%
Related Employment	4	3	4
Unrelated Employment	1	1	2
Seeking Employment	-	3	-
Not in Labor Market/Student	1	1	12
Employed in the District	4 of 5	1 of 4	3 of 6
Median Annual Salary	62,400	-	-
Average Annual Salary	64,520 (4)	27,400 (3)	71,907 (3)
Range of Annual Salary	33,280 - 100,000	15,000 - 36,000	70,000 - 75,000
Average Hourly Rate	31.02 (4)	13.17 (3)	34.57 (3)
Average Hours Per Week	46 (4)	43 (3)	50 (3)
Employed Full Time	4	3	3
Employed Part Time	-	-	1
Range of Hours Per Week	40 - 60	40 - 50	40 - 65

*** of those available for employment (number responding minus those not in the labor market)
() = number of graduates responding

Actual positions held by 2018 graduates:

IT Manager & Consultant, Quality Paint & Coatings, Oshkosh, WI
 Lead Service Technician, Northern Tool & Equipment, Grand Chute, WI
 Purchasing & QA Coordinator, Quaker Bakery Brands, Inc., Appleton, WI
 Telecommunications Specialist, AT&T, Appleton, WI

Salary and work hours are computed from records of respondents working 35 or more hours per week in a job related to their training. Graduates completing multiple programs in the same academic year are counted under the highest-level award only.

Pharmacy Technician

315361

Technical Diploma

SHARED PROGRAM - Lakeshore Technical College (LTC)

	Class of 2018 6 Months After Graduation	<i>Class of 2013 6 Months After Graduation</i>	<i>Class of 2013 5 Years After Graduation</i>
Total Number of Graduates	7		
Number Responding	4		
Total Employed	4		
Percent Employed***	100%		
Related Employment	4		
Unrelated Employment	-		
Seeking Employment	-		
Not in Labor Market/Student	-		Data not available.
Median Annual Salary	30,599		
Average Annual Salary	29,251		
Range of Annual Salary	23,320 - 32,487		
Average Hourly Rate	15.31		
Average Hours Per Week	38		
Employed Full Time	4		
Employed Part Time	-		

*** of those available for employment (number responding minus the number of graduates not in labor market/seeking employment)
() = number of graduates responding

Job listed in Wisconsin TechConnect	Full-time	Part-time
FVTC District (5 counties):	5	1
New North (FVTC 5 counties + 13 Northeast WI counties):	19	12
Wisconsin:	135	57

Salary and work hours are computed from records of respondents working 35 or more hours per week in a job related to their training. Graduates completing multiple programs in the same academic year are counted under the highest-level award only.

Wind Energy Technology

104821

Associate in Applied Science Degree

SHARED PROGRAM - Lakeshore Technical College (LTC)

	Class of 2018 6 Months After Graduation	Class of 2013 6 Months After Graduation	Class of 2013 5 Years After Graduation
Total Number of Graduates	7		
Number Responding	5		
Total Employed	4		
Percent Employed***	80%		
Related Employment	3		
Unrelated Employment	1		
Seeking Employment	1		
Not in Labor Market/Student	-		Data not available
Median Annual Salary	51,996		
Average Annual Salary	76,151		
Range of Annual Salary	44,457 - 132,000		
Average Hourly Rate	25.00		
Average Hours Per Week	51		
Employed Full Time	3		
Employed Part Time	-		

*** of those available for employment (number responding minus the number of graduates not responding)

Job listed in Wisconsin TechConnect	Full-time	Part-time
FVTC District (5 counties):	0	0
New North (FVTC 5 counties + 13 Northeast WI counties):	6	6
Wisconsin:	6	6

Salary and work hours are computed from records of respondents working 35 or more hours per week in a job related to their training. Graduates completing multiple programs in the same academic year are counted under the highest-level award only.

Appendix A - 6-month Graduate Outcomes Survey Form



FVTC Graduate Follow-Up Survey

1. How do you feel about the education you received at FVTC?

- 1. Very Satisfied
- 2. Satisfied
- 3. Unsatisfied
- 4. Very Unsatisfied

2. What was your **primary** reason for attending FVTC?

- 1. Preparation for getting a job
- 2. Career Change
- 3. Improvement of existing job skills
- 4. Preparation for further education
- 5. Personal interest
- 6. Other: _____

3. Which **best** describes your present status?

- 1. **Employed** (including active military service)
 - a. Seeking employment related to FVTC degree.
 - b. Seeking employment unrelated to FVTC degree.If so, why? _____
- 2. **Not employed, but seeking**
 - a. Seeking employment related to FVTC degree.
 - b. Seeking employment unrelated to FVTC degree.If so, why? _____
- 3. **Student** not available for employment
 - a. Attending two year college
at _____
 - b. Attending four year college
at _____
- 4. **Family responsibilities**, not available for employment
- 5. **Disabled**, not available for employment
- 6. **Other**, not available for employment:

4. Please tell us how FVTC has helped you & give us your suggestions for improving the training & services we offer.

Note: If you are currently employed, please continue with questions 5 thru 10.

5. Please indicate when you started working in your present occupation.

- 1. Before enrolling at our college
- 2. While attending our college
- 3. After leaving our college

6. Is your job related to the education received at our college? 1. Yes 2. No

7. What is your present wage including commission, **before deductions? Do not include overtime.** (Please give one.)

\$ _____ Hour \$ _____ Year

8. How many hours do you work during an **average work week?** _____ Hours

9. Please list the following job information:

Your Current Job Title

Name of your Employer/Company or firm

Street Address

City State Zip

May we contact your supervisor to obtain feedback on how FVTC is meeting the needs of employers? No Yes
If Yes, please provide the following information:

Supervisor First Name Supervisor Last Name

(_____) _____
Supervisor/Company phone number

Supervisor email address

Appendix B - 5-year Graduate Survey Form



FVTC 5 Year Graduate Survey

1. How important was your technical education in beginning your career?
 1. Very Important
 2. Important
 3. Somewhat Important
 4. Not Important
2. How important is/was your technical education in your career advancement?
 1. Very Important
 2. Important
 3. Somewhat important
 4. Not Important
3. Would you recommend technical education to others entering your field?
 1. Definitely
 2. Maybe
 3. No
4. Since graduation from our college, have you taken any additional career-related courses?
(*check all that apply*)
 1. Yes, at a Technical College
 2. Yes, at a College/University
 3. Yes, at _____
5. Since graduating from FVTC, what is the highest level of degree/diploma that you have received?
 1. Masters Degree
 2. Bachelors Degree
 3. Associate Degree
 4. Technical Diploma
 5. Certificate from a private business, industry, or organization
 6. No further schooling
6. How many jobs have you held since graduation?
0 1 2 3 4 5 More than 5
7. How many jobs have you held that were related to your technical education program since graduation?
0 1 2 3 4 5 More than 5
8. How many times have you been promoted or advanced in your career since graduation (excluding annual salary increases)?
0 1 2 3 4 5 More than 5

9. Which **one** of the following **best** describes your present status?
- 1. **Employed** (including active military service)
 - 2. Not employed, but **seeking**
 - 3. Not available for employment, **student**
 - 4. Not available for employment, **family responsibilities**
 - 5. Not available for employment, **disabled**
 - 6. Not available for employment, **other**

If you are employed, please continue with question 10, if not skip to question 12:

10. Please list the following job information:

Job Title

Name of Employer

Employer City

State

Are you self-employed? 1. Yes 2. No

Is your job related to the training you received at our college?
 1. Yes 2. No

How many hours do you work in an average work week? _____

What is your present wage including commission, **before deductions**? Do not include overtime.

\$ _____ Hour \$ _____ Year
(Enter hourly or annual salary)

11. If you are working in a job that is *not* related to your training, please indicate the reason (**check one**):

- 1. Worked previously in related job, but changed to advance
- 2. Found I enjoy another type of work more
- 3. Unable to find related job in my geographic area
- 4. Could earn more in another field of employment
- 5. Other, please specify: _____

12. Do you have any recommendations for improving the services or programs at FVTC?
