

Spring 2018 Graduate Employment Research Report


Employment Status for Class of 2017 and Class of 2012



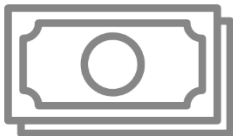
FVTC Grads Get Jobs!



95%
Graduate
Employment
Rate



\$39,000
average salary
of a 2017 graduate
6 months after graduation



\$52,000
average salary
of a 2012 graduate
5 years after graduation



70 programs

100% graduate employment

Table of Contents

Introduction & Six-Month and Five-Year Follow-up Results	<i>i</i>
Graduate Employment Data Analysis	<i>ii</i>
Summary of Six-Month Graduate Follow-up.....	<i>iii</i>
Summary of Five-Year Graduate Follow-up.....	<i>iv</i>
Wisconsin TechConnect.....	<i>v</i>
Agriculture Programs	
Agribusiness Agronomy Technician.....	1
Agribusiness Dairy Technician.....	2
Agribusiness Management Technician.....	3
Agri-Business/Science Technology.....	4
Agriculture Equipment Service Technician.....	5
Agriculture Power Equipment.....	6
Farm Business & Production Management.....	7
Farm Operation.....	8
Horticulture Technician.....	9
Horticulture/Landscape Specialist.....	10
Natural Resources Technician.....	11
Outdoor Power Equipment Technician	12
Precision Agriculture Technician	13
Wildland Fire Crew.....	14
Wildland Firefighter.....	15
Business Programs	
Accounting.....	16
Accounting Assistant.....	17
Administrative Professional.....	18
Banking & Financial Services.....	19
Business Management.....	20
Business Operations.....	21
Digital Marketing	22
Human Resources.....	23
Management Development/Supervisory Management	24
Marketing	25
Office Assistant.....	26
Paralegal.....	27
Receptionist	28
Construction Programs	
Construction Management Technology.....	29
Construction, Residential Building	30
Electricity	31
Wood Manufacturing Technology.....	32
General Studies Programs	
Laboratory Science Assistant	33
Laboratory Science Technician	34
Professional Communications.....	35
Health Programs	
Alcohol & Other Drug Abuse Associate.....	36
Dental Assistant	37
Dental Hygienist	38
Health Information Technology	39
Medical Assistant	40
Medical Coding Specialist.....	41
Nursing - Associate Degree	42
Nursing Assistant.....	43
Nursing, Practical	44
Occupational Therapy Assistant	45
Information Technology Programs	
IT - Computer Support Specialist.....	46
IT – Help Desk Support Specialist.....	47
IT - Information Systems Security Specialist.....	**
IT - Network Specialist	48
IT – Network Systems Administration.....	49
IT - Software Developer	50
IT - Web Development & Design Specialist	51
Web Design	52
Manufacturing Programs	
Automated Manufacturing Systems Technology	53
Electro-Mechanical Technology	54
Energy & Environmental Engineering Technology.....	55
Engineering Technology, Electrical	56
Engineering Technology, Electronic.....	57
Industrial Engineering Technology	58
Industrial Maintenance Mechanic.....	59
Machine Tool Technician	60
Manufacturing Engineering Technology	**
Mechanical CAD Drafting	61
Mechanical Design Technology	62
Quality Engineering Technology	63
Safety Engineering Technology	64
Supply Chain Management	65
Technical Studies-Journeyworker	66
Welding Technology, Industrial.....	67
Welding, Production	68
Welding/Metal Fab Technician	69
Welding/Metal Fabrication.....	70
Public Safety Programs	
Criminal Justice - Law Enforcement 720 Academy	71
Criminal Justice Studies	72
Emergency Medical Technician	73
Emergency Medical Technician – Paramedic.....	74
Fire Protection Technician	75
Forensic Science	76
Paramedic Technician.....	77
Security and Asset Protection.....	78
Service Programs	
Culinary Arts	79
Early Childhood Education	80
Food Service Production.....	81
Hospitality Management	82
Interior Design.....	83
Interior Design – Kitchen & Bath Design.....	84
Medical Administrative Professional.....	85

Table of Contents

Medical Office Assistant.....	86
Meeting & Event Management	87
Therapeutic Massage	88

Transportation Programs

Aeronautics - Pilot Training.....	89
Aeronautics - Professional Pilot.....	90
Aircraft Electronics	91
Airframe & Powerplant Mechanics	92
Auto Collision Repair and Refinishing Technician.....	93
Automotive Maintenance Technician	94
Automotive Technician	95
Automotive Technician – Imports	96
Automotive Technology.....	97
Automotive Technology – Imports.....	98
Automotive Technology GM ASEP	99
Diesel Construction Equipment Service Tech (FABTECH) ..	100
Diesel Engine Service Technician (FABTECH)	101
Diesel Equipment Mechanic.....	102
Diesel Equipment Technology.....	103
Diesel Power Generation & Marine Svc Tech (FABTECH) ..	104
Truck Driving.....	105
Vehicle Refinishing & Repair Technology	106

Other Programs

Individualized Technical Studies	107
Broadcast Captioning (shared program)	**
Court Reporting (shared program)	**
Pharmacy Technician (shared program)	108
Wind Energy Technology (shared program).....	109

Appendices

A – 6-month Graduate Follow-up Survey Form	110
B – 5-year Longitudinal Follow-up Survey Form	111

**Insufficient graduate follow-up information

2018 Graduate Employment Research Report

Summary Findings, Data and Results

This report provides a resource to monitor graduate employment success and job trends. Fox Valley Technical College (FVTC) surveys graduates six months after graduation and again five years later. Graduate data for the Classes of 2016-17 and 2011-12 are summarized in the following table.

SIX-MONTHS AND FIVE-YEARS AFTER GRADUATION

	Class of 2016-17		Class of 2011-12			
	6-Month		6-Month ¹		5-Year ¹	
Distinct Count of Graduates	2,557		2,697		2,738	
Number of Degrees Awarded	2,786		2,833		2,877	
Survey Responses	1,970	71%	2,223	79%	1,448	50%
Available for Employment	1,423	72%	1,877	84%	1,202	87%
Not in Labor Market	547	28%	346	16%	176	13%
Total Employed ²	1,345	95%	1,675	89%	1,187	99%
Seeking Employment	78	5%	202	11%	15	1%
Related Employment ³	1,129	84%	1,259	75%	848	71%
Unrelated Employment	216	16%	416	25%	339	29%
Employed in District	60%		65%		58%	
Average Yearly Salary ⁴	\$39,192		\$32,994		\$52,095	
Average Hourly Salary ⁴	\$18.84		\$15.86		\$25.05	

¹ The Class of 2011-12 had 44 degrees added to the pool of 2,833 completions after the six-month survey was conducted.

² The percent for Total Employed is based on the number of graduates available for employment, not the total number of degrees awarded.

³ The percent for Related Employment is based on the number of graduates reporting degree-related career employment.

⁴ Average salary is calculated for graduates employed in degree-related occupations working full-time (35 or more hours per week). These amounts include wages for graduates who entered a related job before enrolling at FVTC, while attending FVTC, or after graduation.

This report data reflects an individual graduate's unique employment experience and does not represent a guarantee of entry-level or future earnings in an occupational area. Employment success may be dependent upon a variety of factors such as a willingness to relocate, patience for an infrequent opening, and related job experience.

The 2018 research reports a **95% graduate employment rate**, which is slightly higher than the 94% employment rate from last year (2015-16 graduates). The transportation and health care programs continue to have higher enrollments, graduates, and employment compared to most other program areas.

Also included in this report is the benchmark of 2011-12 graduates responding with an **average five-year salary increase of 58% to \$52,095 annually**, as compared to the initial six-month average annual salary of \$32,994 reported in 2012. These graduates value a Fox Valley Technical College (FVTC) education for both beginning a career and advancing in a career, and **86% would definitely recommend an FVTC education to others**.

Published By:

Fox Valley Technical College, Division of College Effectiveness, Research & Development Department. March 2018.

Contact: Laura Waurio, College Research Manager, at waurio@fvtc.edu.

Report available online: www.fvtc.edu/GraduateEmployment

2016-17 Graduate Employment Data Analysis

In 2016-17, FVTC awarded degrees and diplomas in **113** different program areas.

70 programs experienced **100%** graduate employment.

34 of these programs had 100% of employed graduates working **in degree-related jobs.***

The programs included in this report demonstrate the wide variety of occupational opportunities in the FVTC region and beyond. Graduates are attracted to these opportunities and pleased with their educational experience.

2017 graduates' satisfaction with FVTC

58% Very Satisfied
40% Satisfied
2% Less Than Satisfied

2017 graduates' reasons for attending FVTC

79% Job or career-related reasons
13% Preparing for further education
8% Personal or other

Programs with consistently high enrollments and a high number of graduates from year-to-year are shorter term programs of Nursing Assistant (3-18 weeks) and Truck Driving (10-12 weeks). Students in these programs are able to complete their training quickly for available jobs. Most FVTC programs require one to two years of study by design, which is often extended due to the multiple personal demands faced by the FVTC student population. Although the number of graduates varies widely by program capacity and demand, many graduates who reported being employed found jobs related to their field of study with some examples listed below.

FVTC Program Employment Trends in Related Occupations – Six Months After Graduation

FVTC Programs	Number Graduates	Responses	Response Percent	Percent Employed	Percent Related**
Truck Driving	169	106	63%	96%	92%
Business Management	112	77	69%	95%	86%
Practical Nursing	95	74	78%	93%	93%
Nursing - Associate Degree	74	57	77%	100%	100%
Diesel Equipment Mechanic	46	37	80%	100%	94%
Medical Assistant	44	26	59%	92%	96%
Dental Assistant	36	23	64%	100%	95%
Early Childhood Education	35	24	69%	100%	90%
Culinary Arts	28	19	68%	94%	93%
IT-Network Systems Administration	27	22	81%	95%	95%

**Of those who reported being employed, the percentage who are employed in an occupation relating to the academic program.

The next section highlights summary findings and is followed by individual program results listed in alphabetical order. Each program includes six-month and five-year research results, with additional information provided on the number of jobs listed by employers in the Wisconsin TechConnect employment information system.

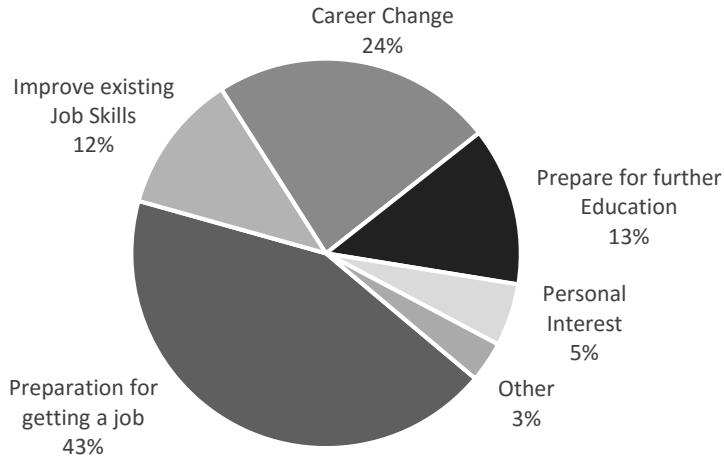
Acknowledgement

Survey research was conducted and compiled by Kerri Kohls, Research Specialist; Laura Waurio, College Research Manager; and Telephone Surveyors Jack Sabota, Brandi Jasper-Jones, Heidi Duxbury, and Daniell Fransen. Special recognition and appreciation are extended to them for their diligent data collection, detailed calculations and informational survey results of over 5,000 graduates.

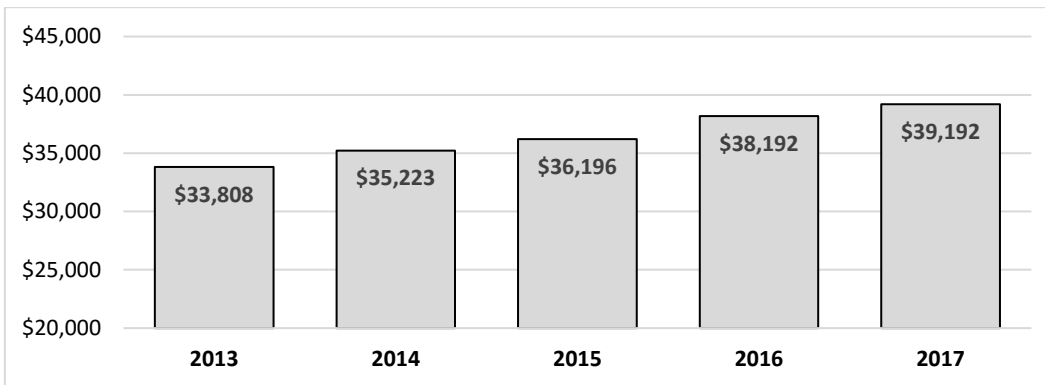
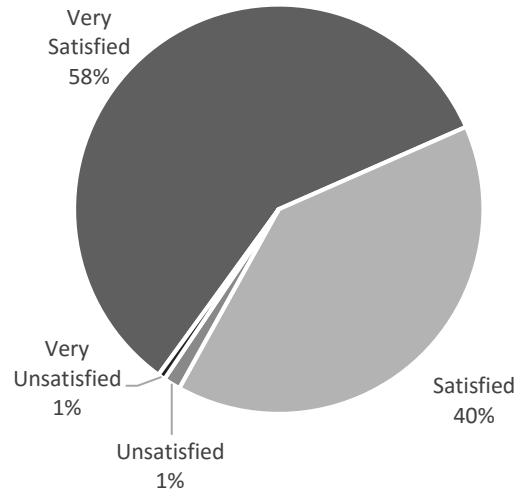
*The 34 programs with 100% of employed graduates working in degree-related jobs includes discontinued programs not detailed in this report.

Summary of Six-Month Graduate Follow-up

Graduates' Primary Reason for Attending



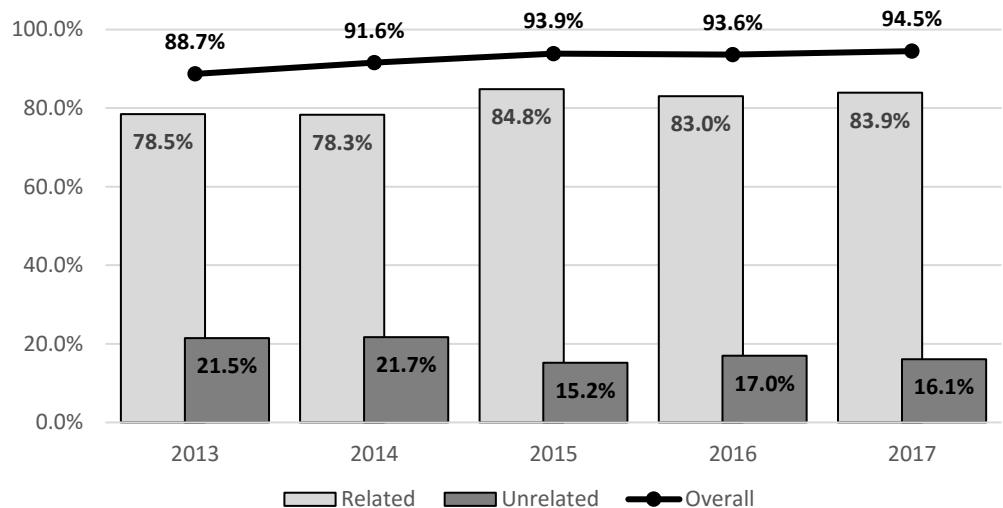
98% Satisfaction with Education Six-Month Follow-up



Graduates' Average Yearly Salary

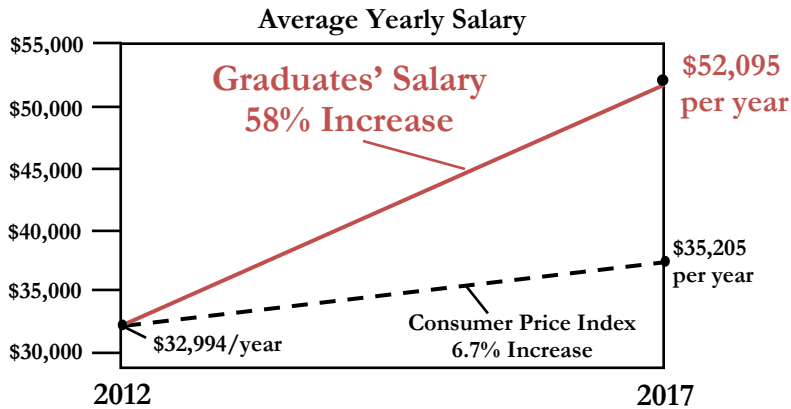
Six-Month Follow-up

Percent of Graduates Employed Six-Months After Graduation



Summary of Five-Year Graduate Follow-up

Class of 2012 Average Salary Increase

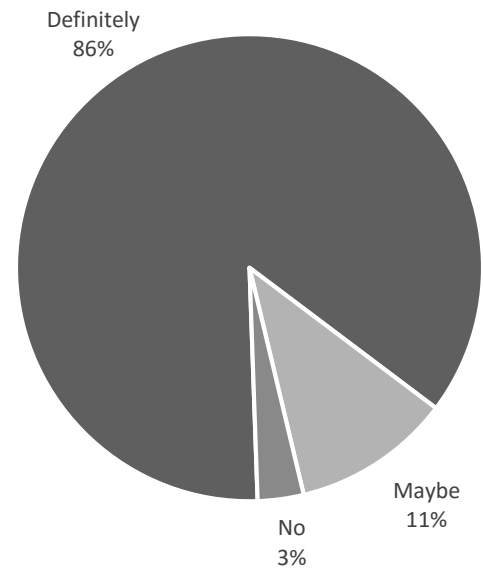


The 2012 graduates' average salary was \$32,994 six months after graduation. Average salary is calculated for graduates employed in degree-related occupations working fulltime (35 or more hours per week).

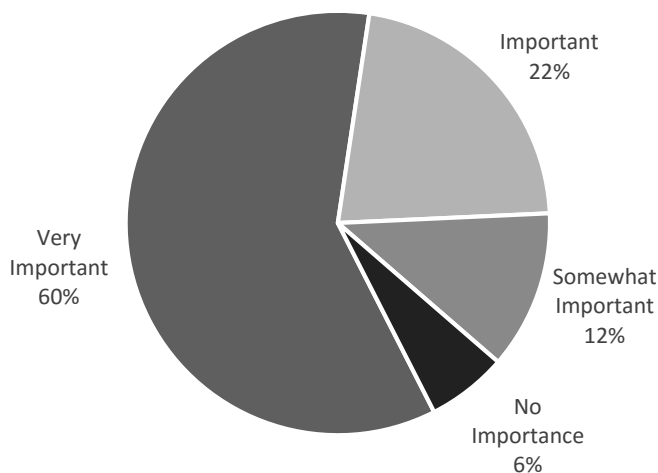
In 2017, their average annual salary was \$52,095, which was an increase of \$19,101 or 58%. If their salary increase would have been based on the Consumer Price Index, their average salary would have increased to \$35,205 or 6.7%.

Source: Consumer Price Index for Urban Areas (CPIU) as reported by U.S. Dept. of Labor Monthly Report, Bureau of Labor Statistics.

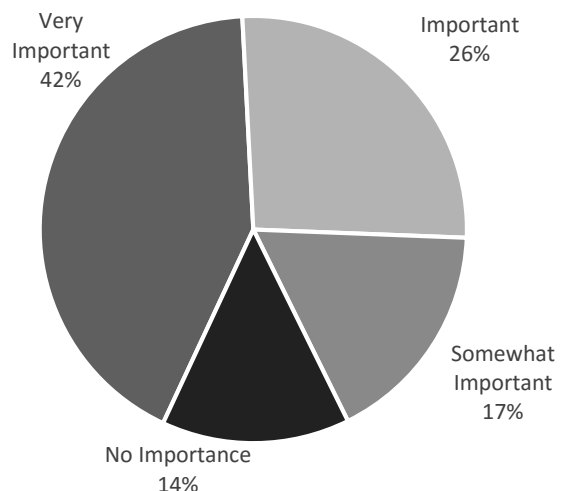
97% Would Recommend FVTC to Others Five-Year Follow-up



94% Would Rate Technical Education Important in Beginning of Career Five-Year Follow-up



86% Would Rate Technical Education Important in Career Advancement Five-Year Follow-up

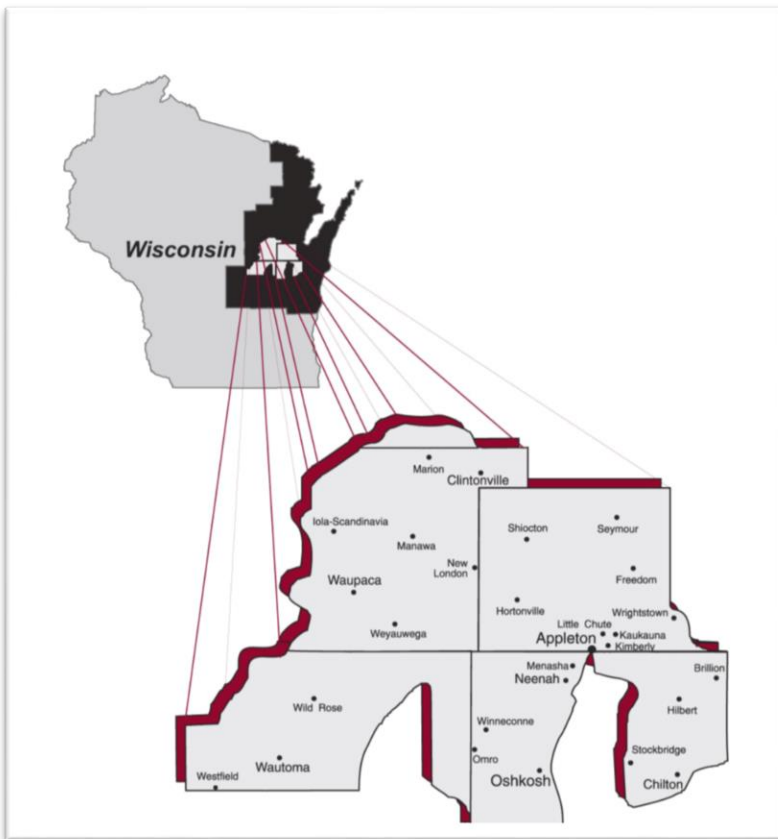


Wisconsin TechConnect



Wisconsin TechConnect is Fox Valley Technical College's online job posting website for students and graduates. This employment information system is a collaborative effort among the 16 Wisconsin Technical Colleges.

The job openings listed in this report reflect job opportunities that were posted on Wisconsin TechConnect and are located in the **FVTC District** and the **New North Region**.



New North Region

Brown, Calumet, Door, Florence, Fond du Lac, Green Lake, Kewaunee, Manitowoc, Marinette, Marquette, Menominee, Oconto, Outagamie, Shawano, Sheboygan, Waupaca, Waushara and Winnebago

Fox Valley Technical College District

Calumet, Outagamie, Waupaca, Waushara and Winnebago counties

Contact FVTC Employment Connections to learn how you can use Wisconsin TechConnect to research the employment opportunities in program areas.

Visit www.fvtc.edu/employment-connections for additional information on our services.

Appleton Campus
Room E135
920-735-Jobs(5627)

Oshkosh Riverside Campus
Main Office
920-231-Jobs(5627)

Agriculture Programs

Programs with **100%** graduate employment:

- Agribusiness Agronomy Technician
- Agribusiness Dairy Technician
- Agribusiness Management Technician
- Agri-Business/Science Technology
- Agriculture Equipment Service Technician
- Agriculture Power Equipment
- Farm Business & Production Management
- Farm Operation
- Horticulture Technician
- Horticulture/Landscape Specialist
- Natural Resources Technician
- Outdoor Power Equipment Technician
- Precision Agriculture Technician
- Wildland Fire Crew



	Classes of 2015, 2016 & 2017 6 months after graduation		Classes of 2010, 2011 & 2012 5 years after graduation	
	Average Hourly Rate	Average Annual Wage	Average Hourly Rate	Average Annual Wage
Agribusiness Agronomy Technician	\$16.54	\$34,412	-	-
Agribusiness Dairy Technician	\$15.19	\$31,601	-	-
Agribusiness Management Technician	\$15.59	\$32,418	-	-
Agri-Business/Science Technology	\$16.07	\$33,421	\$24.41	\$50,775
Agriculture Equipment Service Technician	\$16.11	\$33,502	-	-
Agriculture Power Equipment	\$13.94	\$28,990	\$19.50	\$40,559
Farm Business & Production Management	\$27.34	\$56,857	\$26.92	\$56,000
Farm Operation	\$13.80	\$28,700	\$18.24	\$37,943
Horticulture Technician	-	-	\$17.71	\$36,833
Horticulture/Landscape Specialist	\$15.81	\$32,890	-	-
Natural Resources Technician	\$14.15	\$29,434	\$20.44	\$42,522
Outdoor Power Equipment Technician	\$15.22	\$31,649	\$16.03	\$33,350
Precision Agriculture Technician	\$18.18	\$37,820	-	-
Wildland Fire Crew	\$15.42	\$32,080	-	-
Wildland Firefighter	\$11.89	\$24,733	-	-

\$24,733 - \$56,857

average salary range
of a graduate
6 months after graduation



\$33,350 - \$56,000

average salary range
of a graduate
5 years after graduation



Agribusiness Agronomy Technician

310064
Technical Diploma

	Class of 2017 6 Months After Graduation	<i>Class of 2012 6 Months After Graduation</i>	<i>Class of 2012 5 Years After Graduation</i>
Total Number of Graduates	13		
Number Responding	10		
Total Employed	8		
Percent Employed***	100%		
Related Employment	7		
Unrelated Employment	1		
Seeking Employment	-		
Not in Labor Market/Student	2		
Employed in the District	1 of 8		<i>This program had no graduates in 2011-12</i>
Median Annual Salary	31,600		
Average Annual Salary	34,516 (6)		
Range of Annual Salary	27,040 - 55,000		
Average Hourly Rate	16.59 (6)		
Average Hours Per Week	47 (6)		
Employed Full Time	6		
Employed Part Time	1		
Range of Hours Per Week	40 - 70		

*** of those available for employment (number responding minus those not in the labor market)
() = number of graduates responding

Job listed in Wisconsin TechConnect	Full-time	Part-time
FVTC District (5 counties):	1	0
New North (FVTC 5 counties + 13 Northeast WI counties):	1	0
Wisconsin:	1	0

Actual positions held by 2017 graduates:

- Agronomist, Country Visions Cooperative, De Pere, WI
- Agronomist, Country Visions Cooperative, Reedsville, WI
- DH1 Technician, AgSource Cooperative Services, Shawano, WI
- Farmer, Paradise Farms, Almond, WI
- Intern, Wilbur-Ellis, Almond, WI
- Program Technician, USDA - Farm Service Agency, Oshkosh, WI

Note: Salary and work hours are computed from records of respondents working 35 or more hours per week in a job related to their training.

Agribusiness Dairy Technician

310065
Technical Diploma

	Class of 2017 6 Months After Graduation	<i>Class of 2012 6 Months After Graduation</i>	<i>Class of 2012 5 Years After Graduation</i>
Total Number of Graduates	19		
Number Responding	16		
Total Employed	14		
Percent Employed***	100%		
Related Employment	14		
Unrelated Employment	-		
Seeking Employment	-		
Not in Labor Market/Student	2		
Employed in the District	4 of 14		<i>This program had no graduates in 2011-12</i>
Median Annual Salary	29,238		
Average Annual Salary	30,674 (10)		
Range of Annual Salary	26,000 - 40,000		
Average Hourly Rate	14.75 (10)		
Average Hours Per Week	52 (11)		
Employed Full Time	11		
Employed Part Time	3		
Range of Hours Per Week	40 - 70		

*** of those available for employment (number responding minus those not in the labor market)
() = number of graduates responding

Job listed in Wisconsin TechConnect	Full-time	Part-time
FVTC District (5 counties):	7	6
New North (FVTC 5 counties + 13 Northeast WI counties):	8	6
Wisconsin:	8	6

Actual positions held by 2017 graduates:

- Animal Feeder, Rohan Dairy Farms, Bear Creek, WI
- Assistant Herd Manager, Bohnert Jerseys, East Moline, IL
- Assistant Herdperson, Kinnard Farms Inc, Casco, WI
- DH1 Technician, AgSource Cooperative Services, Shawano, WI
- DHI Field Technician, Eastern Wisconsin DHIA, Manitowoc, WI
- Distribution Specialist, ST Genetics, Fond du Lac, WI
- Feed Mill Production Worker, Infinity Feeds, Seymour, WI
- Herdsmen, Getz-Milk Dairy LLC, Wilson, MI
- Herdsmen, Parmer Farms, Winneconne, WI
- Inside Sales, Koss Industrial Inc., Green Bay, WI
- Program Technician, USDA - Farm Service Agency, Oshkosh, WI

Note: Salary and work hours are computed from records of respondents working 35 or more hours per week in a job related to their training.

Agribusiness Management Technician

310066
Technical Diploma

	Class of 2017 6 Months After Graduation	<i>Class of 2012 6 Months After Graduation</i>	<i>Class of 2012 5 Years After Graduation</i>
Total Number of Graduates	24		
Number Responding	18		
Total Employed	16		
Percent Employed***	100%		
Related Employment	15		
Unrelated Employment	1		
Seeking Employment	-		
Not in Labor Market/Student	2		
Employed in the District	3 of 16		<i>This program had</i>
Median Annual Salary	31,200		<i>no graduates in 2011-12</i>
Average Annual Salary	32,509 (13)		
Range of Annual Salary	26,000 - 55,000		
Average Hourly Rate	15.63 (13)		
Average Hours Per Week	52 (14)		
Employed Full Time	14		
Employed Part Time	1		
Range of Hours Per Week	40 - 70		

*** of those available for employment (number responding minus those not in the labor market)
() = number of graduates responding

Job listed in Wisconsin TechConnect	Full-time	Part-time
FVTC District (5 counties):	0	0
New North (FVTC 5 counties + 13 Northeast WI counties):	0	0
Wisconsin:	1	0

Actual positions held by 2017 graduates:

- Agronomist, Country Visions Cooperative, De Pere, WI
- Agronomist, Country Visions Cooperative, Reedsville, WI
- Animal Feeder, Rohan Dairy Farms, Bear Creek, WI
- Assistant Herd Manager, Bohnert Jerseys, East Moline, IL
- Assistant Herdsperson, Kinnard Farms Inc, Casco, WI
- Calf Coordinator, Hall's Calf Ranch, Luxemburg, WI
- DHI Field Technician, Eastern Wisconsin DHIA, Manitowoc, WI
- DHI Technician, AgSource Cooperative Services, Shawano, WI
- Distribution Specialist, ST Genetics, Fond du Lac, WI
- Feed Mill Production Worker, Infinity Feeds, Seymour, WI
- Herdsmen, Getz-Milk Dairy LLC, Wilson, MI
- Herdsmen, Parmer Farms, Winneconne, WI
- Inside Sales, Koss Industrial Inc., Green Bay, WI
- Intern, Wilbur-Ellis, Almond, WI

Note: Salary and work hours are computed from records of respondents working 35 or more hours per week in a job related to their training.

Agri-Business/Science Technology

100062

Associate in Applied Science Degree

	Class of 2017 6 Months After Graduation	Class of 2012* 6 Months After Graduation	Class of 2012* 5 Years After Graduation
Total Number of Graduates	26	14	15
Number Responding	19	12	10
Total Employed	17	9	9
Percent Employed***	100%	100%	100%
Related Employment	15	8	7
Unrelated Employment	2	1	2
Seeking Employment	-	-	-
Not in Labor Market/Student	2	3	1
Employed in the District	3 of 17	-	3 of 9
Median Annual Salary	31,200	24,960	32,240
Average Annual Salary	33,125 (11)	22,274 (5)	50,368 (7)
Range of Annual Salary	26,000 - 55,000	12,000 - 30,000	24,000 - 114,400
Average Hourly Rate	15.93 (11)	10.71 (5)	24.22 (7)
Average Hours Per Week	53 (12)	46 (7)	54 (7)
Employed Full Time	12	7	7
Employed Part Time	3	1	-
Range of Hours Per Week	40 - 70	35 - 70	42 - 80

*** of those available for employment (number responding minus those not in the labor market)

() = number of graduates responding

*Variations in state reporting impacts graduate counts.

Note: Similar job postings can be found under the Agribusiness Agronomy Technician, Agribusiness Dairy Technician and Agribusiness Management Technician Technical Diploma programs.

Job listed in Wisconsin TechConnect	Full-time	Part-time
FVTC District (5 counties):	2	2
New North (FVTC 5 counties + 13 Northeast WI counties):	8	7
Wisconsin:	92	11

Actual positions held by 2017 graduates:

Agronomist, Country Visions Cooperative, De Pere, WI
 Agronomist, Country Visions Cooperative, Reedsville, WI
 Assistant Herd Manager, Bohnert Jerseys, East Moline, IL
 Assistant Herdsperson, Kinnard Farms Inc, Casco, WI
 Calf Coordinator, Hall's Calf Ranch, Luxemburg, WI
 DHI Field Technician, Eastern Wisconsin DHIA, Manitowoc, WI
 DHI Technician, AgSource Cooperative Services, Shawano, WI
 Feed Mill Production Worker, Infinity Feeds, Seymour, WI
 Herdsman, Getz-Milk Dairy LLC, Wilson, MI
 Herdsman, Parmer Farms, Winneconne, WI
 Intern, Wilbur-Ellis, Almond, WI
 Program Technician, USDA - Farm Service Agency, Oshkosh, WI

Note: Salary and work hours are computed from records of respondents working 35 or more hours per week in a job related to their training.

Agriculture Equipment Service Technician

310032
Technical Diploma

	Class of 2017 6 Months After Graduation	Class of 2012 6 Months After Graduation	Class of 2012 5 Years After Graduation
Total Number of Graduates	15	2	2
Number Responding	9	2	1
Total Employed	9	2	1
Percent Employed***	100%	100%	100%
Related Employment	7	2	1
Unrelated Employment	2	-	-
Seeking Employment	-	-	-
Not in Labor Market/Student	-	-	-
Employed in the District	1 of 9	1 of 2	-
Median Annual Salary	33,592	-	-
Average Annual Salary	35,746 (4)	-	-
Range of Annual Salary	20,800 - 55,000	-	-
Average Hourly Rate	17.19 (4)	-	-
Average Hours Per Week	50 (4)	-	-
Employed Full Time	4	2	1
Employed Part Time	3	-	-
Range of Hours Per Week	35 - 70	40 - 55	-

*** of those available for employment (number responding minus those not in the labor market)
() = number of graduates responding

Job listed in Wisconsin TechConnect	Full-time	Part-time
FVTC District (5 counties):	29	2
New North (FVTC 5 counties + 13 Northeast WI counties):	30	2
Wisconsin:	31	2

Actual positions held by 2017 graduates:

Mechanic, Dairy Farm, Chilton, WI
Mill Worker, Cornette Farm Supply, Greenleaf, WI
Service Technician, Service Motor Company, Fond du Lac, WI

Note: Salary and work hours are computed from records of respondents working 35 or more hours per week in a job related to their training.

Agriculture Power Equipment

100032

Associate in Applied Science Degree

	Class of 2017 6 Months After Graduation	Class of 2012 6 Months After Graduation	Class of 2012 5 Years After Graduation
Total Number of Graduates	2	12	12
Number Responding	1	10	10
Total Employed	1	10	9
Percent Employed***	100%	100%	100%
Related Employment	1	8	7
Unrelated Employment	-	2	2
Seeking Employment	-	-	-
Not in Labor Market/Student	-	-	-
Employed in the District	-	6 of 10	3 of 9
Median Annual Salary	-	30,160	40,560
Average Annual Salary	-	29,773 (6)	40,184 (5)
Range of Annual Salary	-	26,000 - 33,280	28,080 - 47,000
Average Hourly Rate	-	14.31 (6)	19.32 (5)
Average Hours Per Week	-	49 (8)	48 (5)
Employed Full Time	1	8	5
Employed Part Time	-	-	2
Range of Hours Per Week	-	40 - 60	40 - 55

*** of those available for employment (number responding minus those not in the labor market)

() = number of graduates responding

Note: Salaries include commission but exclude bonuses or product discounts associated with sales positions.

Job listed in Wisconsin TechConnect	Full-time	Part-time
FVTC District (5 counties):	3	0
New North (FVTC 5 counties + 13 Northeast WI counties):	3	0
Wisconsin:	3	0

Actual positions held by 2017 graduates:

Wash Bay Technician, Vanderloop Equipment, Inc., Beaver Dam, WI

Note: Salary and work hours are computed from records of respondents working 35 or more hours per week in a job related to their training.

Farm Business & Production Management

300901
Technical Diploma

	Class of 2017 6 Months After Graduation	Class of 2012* 6 Months After Graduation	Class of 2012* 5 Years After Graduation
Total Number of Graduates	4	14	16
Number Responding	2	14	9
Total Employed	2	13	8
Percent Employed***	100%	100%	100%
Related Employment	2	13	7
Unrelated Employment	-	-	1
Seeking Employment	-	-	-
Not in Labor Market/Student	-	1	1
Employed in the District	2 of 2	10 of 13	4 of 8
Median Annual Salary	-	-	-
Average Annual Salary	-	-	-
Range of Annual Salary	-	-	-
Average Hourly Rate	-	-	-
Average Hours Per Week	-	60 (11)	57 (4)
Employed Full Time	1	11	4
Employed Part Time	1	2	3
Range of Hours Per Week	-	40 - 80	40 - 70

*** of those available for employment (number responding minus those not in the labor market)

() = number of graduates responding

*Variations in state reporting impacts graduate counts.

Note: Most farmers own their own farms. Their salary cannot be determined from the survey.

Job listed in Wisconsin TechConnect	Full-time	Part-time
FVTC District (5 counties):	0	2
New North (FVTC 5 counties + 13 Northeast WI counties):	7	6
Wisconsin:	13	7

Actual positions held by 2017 graduates:

Dairy Farmer, Family Farm, Iola, WI

Note: Salary and work hours are computed from records of respondents working 35 or more hours per week in a job related to their training.

Fox Valley Technical College: 2018 Graduate Employment Research Report of 2016-17 Graduates

Farm Operation

310804
Technical Diploma

	Class of 2017 6 Months After Graduation	Class of 2012 6 Months After Graduation	Class of 2012 5 Years After Graduation
Total Number of Graduates	5	7	7
Number Responding	3	7	5
Total Employed	3	7	5
Percent Employed***	100%	100%	100%
Related Employment	3	7	5
Unrelated Employment	-	-	-
Seeking Employment	-	-	-
Not in Labor Market/Student	-	-	-
Employed in the District	-	-	-
Median Annual Salary	-	24,980	-
Average Annual Salary	29,413 (3)	23,000 (6)	35,533 (3)
Range of Annual Salary	20,800 - 37,440	12,000 - 27,040	31,200 - 41,600
Average Hourly Rate	14.14 (3)	11.06 (6)	17.08 (3)
Average Hours Per Week	40 (3)	55 (7)	73 (3)
Employed Full Time	3	7	3
Employed Part Time	-	-	2
Range of Hours Per Week	36 - 45	40 - 80	65 - 80

*** of those available for employment (number responding minus those not in the labor market)
() = number of graduates responding

Job listed in Wisconsin TechConnect	Full-time	Part-time
FVTC District (5 counties):	7	1
New North (FVTC 5 counties + 13 Northeast WI counties):	12	6
Wisconsin:	25	19

Actual positions held by 2017 graduates:

Farmer, Sher Home Farms LLP, Random Lake, WI
Milker, Rolling farm, Oconto Falls, WI

Note: Salary and work hours are computed from records of respondents working 35 or more hours per week in a job related to their training.

Horticulture Technician

310011
Technical Diploma

	Class of 2017 6 Months After Graduation	Class of 2012* 6 Months After Graduation	Class of 2012* 5 Years After Graduation
Total Number of Graduates	12	17	18
Number Responding	9	16	9
Total Employed	1	13	7
Percent Employed***	100%	87%	100%
Related Employment	-	11	4
Unrelated Employment	1	2	3
Seeking Employment	-	2	-
Not in Labor Market/Student	8	1	2
Employed in the District	-	9 of 13	5 of 7
Median Annual Salary	-	22,880	-
Average Annual Salary	-	22,360 (6)	-
Range of Annual Salary	-	18,720 - 26,000	-
Average Hourly Rate	-	10.75 (6)	-
Average Hours Per Week	-	41 (7)	-
Employed Full Time	-	7	2
Employed Part Time	-	4	2
Range of Hours Per Week	-	35 - 60	50 - 60

*** of those available for employment (number responding minus those not in the labor market)

() = number of graduates responding

*Variations in state reporting impacts graduate counts.

Job listed in Wisconsin TechConnect	Full-time	Part-time
FVTC District (5 counties):	24	18
New North (FVTC 5 counties + 13 Northeast WI counties):	28	26
Wisconsin:	38	46

Note: Salary and work hours are computed from records of respondents working 35 or more hours per week in a job related to their training.

Fox Valley Technical College: 2018 Graduate Employment Research Report of 2016-17 Graduates

Horticulture/Landscape Specialist

320012
Technical Diploma

	Class of 2017 6 Months After Graduation	<i>Class of 2012 6 Months After Graduation</i>	<i>Class of 2012 5 Years After Graduation</i>
Total Number of Graduates	6		
Number Responding	4		
Total Employed	3		
Percent Employed***	100%		
Related Employment	2		
Unrelated Employment	1		
Seeking Employment	-		
Not in Labor Market/Student	1		
Employed in the District	1 of 3		<i>This program had no graduates in 2011-12</i>
Median Annual Salary	-		
Average Annual Salary	-		
Range of Annual Salary	-		
Average Hourly Rate	-		
Average Hours Per Week	-		
Employed Full Time	2		
Employed Part Time	-		
Range of Hours Per Week	40 - 50		

*** of those available for employment (number responding minus those not in the labor market)
() = number of graduates responding

Job listed in Wisconsin TechConnect	Full-time	Part-time
FVTC District (5 counties):	76	20
New North (FVTC 5 counties + 13 Northeast WI counties):	76	20
Wisconsin:	80	22

Actual positions held by 2017 graduates:

Horticulturist / Office Manager, Down to Earth Greenscaping, Menasha, WI
Landscape Designer, Landscape Associates, De Pere, WI

Note: Salary and work hours are computed from records of respondents working 35 or more hours per week in a job related to their training.

Fox Valley Technical College: 2018 Graduate Employment Research Report of 2016-17 Graduates

Natural Resources Technician

100571

Associate in Applied Science Degree

	Class of 2017 6 Months After Graduation	Class of 2012 6 Months After Graduation	Class of 2012 5 Years After Graduation
Total Number of Graduates	18	30	30
Number Responding	12	19	16
Total Employed	6	9	14
Percent Employed***	100%	75%	100%
Related Employment	4	7	11
Unrelated Employment	2	2	3
Seeking Employment	-	3	-
Not in Labor Market/Student	6	7	-
Employed in the District	1 of 6	4 of 9	7 of 14
Median Annual Salary	-	24,731	40,000
Average Annual Salary	30,160 (3)	27,890 (7)	40,159 (11)
Range of Annual Salary	26,000 - 33,280	20,800 - 45,700	20,800 - 67,642
Average Hourly Rate	14.50 (3)	13.41 (7)	19.31 (11)
Average Hours Per Week	40 (4)	44 (7)	42 (11)
Employed Full Time	4	7	11
Employed Part Time	-	-	-
Range of Hours Per Week	38 - 40	40 - 60	40 - 57

*** of those available for employment (number responding minus those not in the labor market)

() = number of graduates responding

Job listed in Wisconsin TechConnect	Full-time	Part-time
FVTC District (5 counties):	24	6
New North (FVTC 5 counties + 13 Northeast WI counties):	29	6
Wisconsin:	56	16

Actual positions held by 2017 graduates:

Assistant Field Biologist, Aquatic Biologists Inc., Fond du Lac, WI

Commercial Applicator, The Bruce Company, Middleton, WI

Environmental Specialist, Mid-State Consultants, Ripon, WI

Wildlife/Invasive Species Technician, Colorado State University CEMML, Fort McCoy, WI

Note: Salary and work hours are computed from records of respondents working 35 or more hours per week in a job related to their training.

Fox Valley Technical College: 2018 Graduate Employment Research Report of 2016-17 Graduates

Outdoor Power Equipment Technician

314613
Technical Diploma

	Class of 2017 6 Months After Graduation	Class of 2012* 6 Months After Graduation	Class of 2012* 5 Years After Graduation
Total Number of Graduates	5	14	15
Number Responding	4	11	11
Total Employed	3	9	9
Percent Employed***	100%	100%	100%
Related Employment	3	7	4
Unrelated Employment	-	2	5
Seeking Employment	-	-	-
Not in Labor Market/Student	1	2	2
Employed in the District	1 of 3	4 of 9	4 of 9
Median Annual Salary	-	-	39,520
Average Annual Salary	-	18,893 (3)	36,920 (4)
Range of Annual Salary	-	15,080 - 20,800	24,960 - 43,680
Average Hourly Rate	-	9.08 (3)	17.75 (4)
Average Hours Per Week	-	45 (3)	42 (4)
Employed Full Time	2	3	4
Employed Part Time	1	4	-
Range of Hours Per Week	40 - 42	40 - 50	40 - 45

*** of those available for employment (number responding minus those not in the labor market)

() = number of graduates responding

*Variations in state reporting impacts graduate counts.

Job listed in Wisconsin TechConnect	Full-time	Part-time
FVTC District (5 counties):	9	2
New North (FVTC 5 counties + 13 Northeast WI counties):	15	3
Wisconsin:	35	6

Actual positions held by 2017 graduates:

Small Engine Technician, Ambrosius Sales & Service, Green Bay, WI
Technician Trainee, Ryder, Neenah, WI

Note: Salary and work hours are computed from records of respondents working 35 or more hours per week in a job related to their training.

Precision Agriculture Technician

310067
Technical Diploma

	Class of 2017 6 Months After Graduation	Class of 2012 6 Months After Graduation	Class of 2012 5 Years After Graduation
Total Number of Graduates	4		
Number Responding	2		
Total Employed	1		
Percent Employed***	100%		
Related Employment	-		
Unrelated Employment	1		
Seeking Employment	-		
Not in Labor Market/Student	1		
Employed in the District	1 of 1		<i>This program had no graduates in 2011-12</i>
Median Annual Salary	-		
Average Annual Salary	-		
Range of Annual Salary	-		
Average Hourly Rate	-		
Average Hours Per Week	-		
Employed Full Time	-		
Employed Part Time	-		
Range of Hours Per Week	-		

*** of those available for employment (number responding minus those not in the labor market)
() = number of graduates responding

Job listed in Wisconsin TechConnect	Full-time	Part-time
FVTC District (5 counties):	11	14
New North (FVTC 5 counties + 13 Northeast WI counties):	11	14
Wisconsin:	21	23

Note: Salary and work hours are computed from records of respondents working 35 or more hours per week in a job related to their training.

Fox Valley Technical College: 2018 Graduate Employment Research Report of 2016-17 Graduates

Wildland Fire Crew

310581
Technical Diploma

	Class of 2017 6 Months After Graduation	<i>Class of 2012 6 Months After Graduation</i>	<i>Class of 2012 5 Years After Graduation</i>
Total Number of Graduates	4		
Number Responding	4		
Total Employed	4		
Percent Employed***	100%		
Related Employment	3		
Unrelated Employment	1		
Seeking Employment	-		
Not in Labor Market/Student	-		
Employed in the District	-	<i>This program had</i>	
Median Annual Salary	-	<i>no graduates in 2011-12</i>	
Average Annual Salary	32,080 (3)		
Range of Annual Salary	31,200 - 33,155		
Average Hourly Rate	15.42 (3)		
Average Hours Per Week	47 (3)		
Employed Full Time	3		
Employed Part Time	-		
Range of Hours Per Week	40 - 60		

*** of those available for employment (number responding minus those not in the labor market)
() = number of graduates responding

Actual positions held by 2017 graduates:

- Fire Engine Operator, USDA Forest Service, Eureka, MT
- Wildland Firefighter - Hotshot, USDA Forest Service, Wilmington, IL
- Wildland Firefighter, USDA Forest Service, Wall, SD

Note: Salary and work hours are computed from records of respondents working 35 or more hours per week in a job related to their training.

Wildland Firefighter

100581

Associate in Applied Science Degree

	Class of 2017 6 Months After Graduation	Class of 2012 6 Months After Graduation	Class of 2012 5 Years After Graduation
Total Number of Graduates	4	5	5
Number Responding	4	5	2
Total Employed	3	3	-
Percent Employed***	75%	75%	-
Related Employment	2	1	-
Unrelated Employment	1	2	-
Seeking Employment	1	1	1
Not in Labor Market/Student	-	1	1
Employed in the District	1 of 3	-	-
Median Annual Salary	-	-	-
Average Annual Salary	-	-	-
Range of Annual Salary	-	-	-
Average Hourly Rate	-	-	-
Average Hours Per Week	-	-	-
Employed Full Time	2	1	-
Employed Part Time	-	-	-
Range of Hours Per Week	40 - 60	-	-

*** of those available for employment (number responding minus those not in the labor market)

() = number of graduates responding

Note: Similar job postings can be found under the Wildland Fire Crew Technical Diploma program.

Actual positions held by 2017 graduates:

Wildland Firefighter, U.S. Forest Service, Amboy, WA

Wildland Firefighter, U.S. Forest Service, Riffle, CO

Note: Salary and work hours are computed from records of respondents working 35 or more hours per week in a job related to their training.

Business Programs



Programs with **100%** graduate employment:

- Business Operations
- Management Development
- Paralegal

	Classes of 2015, 2016 & 2017 6 months after graduation		Classes of 2010, 2011 & 2012 5 years after graduation	
	Average Hourly Rate	Average Annual Wage	Average Hourly Rate	Average Annual Wage
Accounting	\$15.90	\$33,071	\$20.99	\$43,658
Accounting Assistant	\$15.22	\$31,655	\$19.53	\$40,624
Administrative Professional	\$14.33	\$29,810	\$18.93	\$39,375
Banking & Financial Services	\$15.04	\$31,283	\$22.30	\$46,390
Business Management	\$19.86	\$41,318	\$25.41	\$52,852
Human Resources	\$19.58	\$40,734	\$26.13	\$54,346
Management Development	\$28.19	\$58,636	\$30.38	\$63,189
Marketing	\$16.58	\$34,494	\$24.93	\$51,846
Office Assistant	\$13.12	\$27,295	\$15.09	\$31,389
Paralegal	\$16.60	\$34,533	-	-

\$27,295 - \$58,636

average salary range
of a graduate
6 months after graduation



\$31,389 - \$63,189

average salary range
of a graduate
5 years after graduation



Accounting

101011

Associate in Applied Science Degree

	Class of 2017 6 Months After Graduation	Class of 2012 6 Months After Graduation	Class of 2012 5 Years After Graduation
Total Number of Graduates	29	50	50
Number Responding	24	43	31
Total Employed	21	36	24
Percent Employed***	91%	86%	96%
Related Employment	14	27	20
Unrelated Employment	7	9	4
Seeking Employment	2	6	1
Not in Labor Market/Student	1	1	3
Employed in the District	15 of 21	31 of 36	21 of 24
Median Annual Salary	31,699	27,040	43,680
Average Annual Salary	31,346 (7)	29,574 (23)	46,934 (19)
Range of Annual Salary	24,960 - 35,360	20,800 - 48,000	35,360 - 75,000
Average Hourly Rate	15.07 (7)	14.22 (23)	22.56 (19)
Average Hours Per Week	43 (7)	40 (23)	42 (20)
Employed Full Time	7	23	20
Employed Part Time	7	4	-
Range of Hours Per Week	40 - 50	38 - 50	40 - 50

*** of those available for employment (number responding minus those not in the labor market)

() = number of graduates responding

Note: Similar job postings can be found under the Accounting Assistant and Bookkeeper Technical Diploma programs.

Job listed in Wisconsin TechConnect	Full-time	Part-time
FVTC District (5 counties):	190	75
New North (FVTC 5 counties + 13 Northeast WI counties):	362	138
Wisconsin:	1,130	407

Actual positions held by 2017 graduates:

Accountant, Ear, Nose and Throat Specialists of Wisconsin, Neenah, WI

Accounting Specialist, Capital Credit Union, Green Bay, WI

Accounting Specialist, Nonweiler AP Company, Inc., Oshkosh, WI

Accounts Payable Technician, Oshkosh Corporation, Oshkosh, WI

Payroll Specialist, AZCO, Inc., Appleton, WI

Pricing Specialist, Toys for Trucks, Appleton, WI

Note: Salary and work hours are computed from records of respondents working 35 or more hours per week in a job related to their training.

Fox Valley Technical College: 2018 Graduate Employment Research Report of 2016-17 Graduates

Accounting Assistant

311011
Technical Diploma

	Class of 2017 6 Months After Graduation	Class of 2012* 6 Months After Graduation	Class of 2012* 5 Years After Graduation
Total Number of Graduates	30	9	10
Number Responding	26	8	8
Total Employed	20	6	4
Percent Employed***	91%	75%	80%
Related Employment	14	5	2
Unrelated Employment	6	1	2
Seeking Employment	2	2	1
Not in Labor Market/Student	4	-	2
Employed in the District	14 of 20	5 of 6	3 of 4
Median Annual Salary	31,200	-	-
Average Annual Salary	30,680 (7)	27,583 (3)	-
Range of Annual Salary	24,960 - 33,280	20,800 - 31,200	-
Average Hourly Rate	14.75 (7)	13.26 (3)	-
Average Hours Per Week	42 (8)	40 (3)	-
Employed Full Time	8	3	1
Employed Part Time	6	2	1
Range of Hours Per Week	40 - 50	40	-

*** of those available for employment (number responding minus those not in the labor market)

() = number of graduates responding

*Variations in state reporting impacts graduate counts.

Note: Similar job postings can be found under the Bookkeeper Technical Diploma program.

Job listed in Wisconsin TechConnect	Full-time	Part-time
FVTC District (5 counties):	4	1
New North (FVTC 5 counties + 13 Northeast WI counties):	22	20
Wisconsin:	141	66

Actual positions held by 2017 graduates:

Accountant, Remedy Intelligent Staffing, Onalaska, WI
 Accounts Payable Technician, Oshkosh Corporation, Oshkosh, WI
 Administrative Assistant, Schenck SC, Appleton, WI
 Payroll Specialist, AZCO, Inc., Appleton, WI
 Pricing Specialist, Toys for Trucks, Appleton, WI
 Senior Operations Associate, Factory Motor Parts, Appleton, WI
 Shipping and Receiving, Asset Recovery, Appleton, WI

Note: Salary and work hours are computed from records of respondents working 35 or more hours per week in a job related to their training.

Administrative Professional

101066

Associate in Applied Science Degree

	Class of 2017 6 Months After Graduation	Class of 2012 6 Months After Graduation	Class of 2012 5 Years After Graduation
Total Number of Graduates	24	31	31
Number Responding	22	23	16
Total Employed	16	19	13
Percent Employed***	84%	90%	100%
Related Employment	15	19	11
Unrelated Employment	1	-	2
Seeking Employment	3	2	-
Not in Labor Market/Student	3	2	1
Employed in the District	14 of 16	12 of 19	6 of 13
Median Annual Salary	29,120	27,352	42,168
Average Annual Salary	30,003 (9)	29,028 (13)	39,702 (7)
Range of Annual Salary	20,800 - 42,000	20,800 - 49,338	29,328 - 50,564
Average Hourly Rate	14.42 (9)	13.96 (13)	19.09 (7)
Average Hours Per Week	40 (9)	40 (13)	41 (8)
Employed Full Time	9	13	8
Employed Part Time	6	6	3
Range of Hours Per Week	38 - 40	38 - 40	40 - 45

*** of those available for employment (number responding minus those not in the labor market)
() = number of graduates responding

Note: Similar job postings can be found under the Office Assistant and Receptionist Technical Diploma programs.

Job listed in Wisconsin TechConnect	Full-time	Part-time
FVTC District (5 counties):	770	267
New North (FVTC 5 counties + 13 Northeast WI counties):	1,097	462
Wisconsin:	2,427	1180

Actual positions held by 2017 graduates:

- Administrative Assistant, Community First Credit Union, Neenah, WI
- Administrative Assistant I Contractor, Aerotek, Appleton, WI
- Buyer Support Specialist, Mills Supply, Appleton, WI
- Data Entry, American Family, Madison, WI
- Division Administrative Assistant, Fox Valley Technical College, Appleton, WI
- Office Assistant, Toys for Trucks, Menasha, WI
- Operations Support Specialist, J. J. Keller & Associates, Inc., Neenah, WI
- Procurement Associate, Kimberly-Clark, Neenah, WI
- Residential Loan Servicing, Associated Bank, Stevens Point, WI

Note: Salary and work hours are computed from records of respondents working 35 or more hours per week in a job related to their training.

Banking & Financial Services

101143

Associate in Applied Science Degree

Formerly: 101026

	Class of 2017 6 Months After Graduation	Class of 2012* 6 Months After Graduation	Class of 2012* 5 Years After Graduation
Total Number of Graduates	3	7	8
Number Responding	1	4	4
Total Employed	-	2	2
Percent Employed***	-	67%	100%
Related Employment	-	2	2
Unrelated Employment	-	-	-
Seeking Employment	1	1	-
Not in Labor Market/Student	-	1	2
Employed in the District	-	1 of 2	2 of 2
Median Annual Salary	-	-	-
Average Annual Salary	-	-	-
Range of Annual Salary	-	-	-
Average Hourly Rate	-	-	-
Average Hours Per Week	-	-	-
Employed Full Time	-	1	2
Employed Part Time	-	1	-
Range of Hours Per Week	-	-	40 - 55

*** of those available for employment (number responding minus those not in the labor market)

() = number of graduates responding

*Variations in state reporting impacts graduate counts.

Job listed in Wisconsin TechConnect	Full-time	Part-time
FVTC District (5 counties):	165	92
New North (FVTC 5 counties + 13 Northeast WI counties):	234	155
Wisconsin:	707	512

Note: Salary and work hours are computed from records of respondents working 35 or more hours per week in a job related to their training.

Business Management

101023

Associate in Applied Science Degree

	Class of 2017 6 Months After Graduation	Class of 2012* 6 Months After Graduation	Class of 2012* 5 Years After Graduation
Total Number of Graduates	112	91	96
Number Responding	77	80	61
Total Employed	58	67	51
Percent Employed***	95%	91%	98%
Related Employment	50	52	46
Unrelated Employment	8	15	5
Seeking Employment	3	7	1
Not in Labor Market/Student	16	6	5
Employed in the District	45 of 58	54 of 67	37 of 51
Median Annual Salary	33,724	34,504	45,000
Average Annual Salary	39,671 (32)	38,521 (34)	54,642 (25)
Range of Annual Salary	23,608 - 85,000	17,680 - 80,000	24,960 - 120,000
Average Hourly Rate	19.07 (32)	18.52 (34)	26.27 (25)
Average Hours Per Week	42 (37)	44 (44)	45 (33)
Employed Full Time	37	44	33
Employed Part Time	13	8	13
Range of Hours Per Week	35 - 55	40 - 60	35 - 60

*** of those available for employment (number responding minus those not in the labor market)

() = number of graduates responding

*Variations in state reporting impacts graduate counts.

Note: Because some graduates were previously employed in management positions, salaries shown are higher than entry level. Similar job postings can be found under the Business Operations Technical Diploma program.

Job listed in Wisconsin TechConnect	Full-time	Part-time
FVTC District (5 counties):	141	42
New North (FVTC 5 counties + 13 Northeast WI counties):	237	63
Wisconsin:	814	174

Actual positions held by 2017 graduates:

Accounts Payable Clerk, Pomp's Tire, Green Bay, WI
 Administrative Assistant, Oshkosh Corporation, Oshkosh, WI
 Assistant Manager, Cobblestone Creek Dining & Banquet, Brillion, WI
 Assistant Store Manager, Eagle Graphics LLC, Kimberly, WI
 Business Analyst, Creative Converting, Clintonville, WI
 Clinic Operations Manager, Ministry Medical Group, Waupaca, WI
 Consumer Loan Officer, Marine Credit Union, Neenah, WI
 Corporate Supply Representative, J. J. Keller & Associates, Inc., Neenah, WI
 Department Manager, Wal-Mart Stores, Inc., Chilton, WI
 Distribution Supervisor, Mercury Marine, Fond du Lac, WI
 E-Commerce National Accounts Manager, Mueller Sports Medicine, Inc., Prairie du Sac, WI
 Financial Analyst, Clarity Care, Oshkosh, WI
 Geek Squad Manager, Best Buy, Appleton, WI
 General Manager, American Legion, Appleton, WI
 Guest Service Representative, Kwik Trip, Kaukauna, WI
 Lab Supervisor, SGS-IPS Testing, Appleton, WI
 Office Manager, North Appleton Dentistry, Appleton, WI
 Program Coordinator, Thrivent Financial, Appleton, WI
 Program Director of Marketing and HR, Big Kicks, Inc., Greenville, WI
 Sales Assistant, General Beverage, Green Bay, WI
 Sales Consultant, Bergstrom Automotive, Oshkosh, WI
 Senior Consumer Care Advisor, Alta Resources, Neenah, WI
 Senior Operations Associate, Factory Motor Parts, Appleton, WI
 Service Sales Representative, JF Ahern, Appleton, WI
 Shift Supervisor, Panera Bread, Appleton, WI
 Store Manager, Grow Maxx, Iron Mountain, MI
 Underwriter, Capital Credit Union, Kimberly, WI

Note: Salary and work hours are computed from records of respondents working 35 or more hours per week in a job related to their training.

Business Operations

311024
Technical Diploma

	Class of 2017 6 Months After Graduation	<i>Class of 2012 6 Months After Graduation</i>	<i>Class of 2012 5 Years After Graduation</i>
Total Number of Graduates	10		
Number Responding	4		
Total Employed	3		
Percent Employed***	100%		
Related Employment	2		
Unrelated Employment	1		
Seeking Employment	-		
Not in Labor Market/Student	1		
Employed in the District	3 of 3		<i>This program had no graduates in 2011-12</i>
Median Annual Salary	-		
Average Annual Salary	-		
Range of Annual Salary	-		
Average Hourly Rate	-		
Average Hours Per Week	-		
Employed Full Time	1		
Employed Part Time	1		
Range of Hours Per Week	-		

*** of those available for employment (number responding minus those not in the labor market)
() = number of graduates responding

Job listed in Wisconsin TechConnect	Full-time	Part-time
FVTC District (5 counties):	2	0
New North (FVTC 5 counties + 13 Northeast WI counties):	2	0
Wisconsin:	3	1

Actual positions held by 2017 graduates:

Senior Digital Manager, The Scan Group, Appleton, WI

Note: Salary and work hours are computed from records of respondents working 35 or more hours per week in a job related to their training.

Digital Marketing

311045
Technical Diploma

	Class of 2017 6 Months After Graduation	Class of 2012 6 Months After Graduation	Class of 2012 5 Years After Graduation
Total Number of Graduates	3		
Number Responding	2		
Total Employed	-		
Percent Employed***	-		
Related Employment	-		
Unrelated Employment	-		
Seeking Employment	1		
Not in Labor Market/Student	1		
Employed in the District	-	<i>This program had no graduates in 2011-12</i>	
Median Annual Salary	-		
Average Annual Salary	-		
Range of Annual Salary	-		
Average Hourly Rate	-		
Average Hours Per Week	-		
Employed Full Time	-		
Employed Part Time	-		
Range of Hours Per Week	-		

*** of those available for employment (number responding minus those not in the labor market)
() = number of graduates responding

Job listed in Wisconsin TechConnect	Full-time	Part-time
FVTC District (5 counties):	2	7
New North (FVTC 5 counties + 13 Northeast WI counties):	5	13
Wisconsin:	6	13

Note: Salary and work hours are computed from records of respondents working 35 or more hours per week in a job related to their training.

Fox Valley Technical College: 2018 Graduate Employment Research Report of 2016-17 Graduates

Human Resources

101161
Associate in Applied Science Degree
Formerly: 101964

	Class of 2017 6 Months After Graduation	Class of 2012 6 Months After Graduation	Class of 2012 5 Years After Graduation
Total Number of Graduates	48	19	19
Number Responding	31	17	13
Total Employed	29	16	11
Percent Employed***	97%	94%	100%
Related Employment	19	9	7
Unrelated Employment	10	7	4
Seeking Employment	1	1	-
Not in Labor Market/Student	1	-	1
Employed in the District	19 of 29	11 of 16	9 of 11
Median Annual Salary	37,751	35,000	50,300
Average Annual Salary	39,965 (14)	44,717 (5)	47,951 (6)
Range of Annual Salary	27,040 - 64,000	29,120 - 90,000	35,568 - 56,000
Average Hourly Rate	19.21 (14)	21.50 (5)	23.05 (6)
Average Hours Per Week	42 (15)	43 (7)	40 (7)
Employed Full Time	15	7	7
Employed Part Time	4	2	-
Range of Hours Per Week	40 - 52	40 - 50	40

*** of those available for employment (number responding minus those not in the labor market)

() = number of graduates responding

Job listed in Wisconsin TechConnect	Full-time	Part-time
FVTC District (5 counties):	49	20
New North (FVTC 5 counties + 13 Northeast WI counties):	52	24
Wisconsin:	73	30

Actual positions held by 2017 graduates:

Entrepreneur, Small-Town HR, Manawa, WI
Human Resource Assistant, Alliance Laundry Systems, Ripon, WI
Human Resource Assistant, Lawrence University, Appleton, WI
Human Resource Assistant, STAT Informatic Solutions, Appleton, WI
Human Resource Coordinator, Tyson Foods, New London, WI
Human Resources and Training Specialist, CentralAlliance Credit Union, Neenah, WI
Human Resources Assistant, First National Bank, Berlin, WI
Human Resources Assistant, Kobussen Buses Ltd., Kaukauna, WI
Human Resources Assistant, University of Wisconsin Oshkosh, Oshkosh, WI
Human Resources Coordinator, Faith Technologies, Inc., Menasha, WI
Human Resources Coordinator, First Impressions, Wausau, WI
Mediator, Winnebago County, Oshkosh, WI
Personnel Coordinator, Cadre, Appleton, WI
Recruiter, West Corporation, Appleton, WI

Note: Salary and work hours are computed from records of respondents working 35 or more hours per week in a job related to their training.

Management Development/Supervisory Management

101961

Associate in Applied Science Degree

	Class of 2017 6 Months After Graduation	Class of 2012 6 Months After Graduation	Class of 2012 5 Years After Graduation
Total Number of Graduates	20	25	25
Number Responding	17	23	15
Total Employed	17	20	15
Percent Employed***	100%	100%	100%
Related Employment	14	16	11
Unrelated Employment	3	4	4
Seeking Employment	-	-	-
Not in Labor Market/Student	-	3	-
Employed in the District	17 of 17	14 of 20	7 of 15
Median Annual Salary	64,000	44,392	60,320
Average Annual Salary	60,503 (11)	52,163 (10)	71,096 (5)
Range of Annual Salary	19,885 - 95,000	26,208 - 115,981	48,000 - 108,160
Average Hourly Rate	29.09 (11)	25.08 (10)	34.18 (5)
Average Hours Per Week	45 (12)	46 (13)	45 (10)
Employed Full Time	12	13	10
Employed Part Time	2	3	1
Range of Hours Per Week	40 - 53	36 - 60	37 - 60

*** of those available for employment (number responding minus those not in the labor market)

() = number of graduates responding

Note: Because most graduates were previously employed as supervisors, salaries shown are higher than entry level.

Job listed in Wisconsin TechConnect	Full-time	Part-time
FVTC District (5 counties):	83	3
New North (FVTC 5 counties + 13 Northeast WI counties):	105	16
Wisconsin:	485	155

Actual positions held by 2017 graduates:

Area Manager of Materials, Oshkosh Corporation, Oshkosh, WI
 Lab Supervisor, SGS-IPS Testing, Appleton, WI
 Loss Control Inspector, Hartford Steam Boiler, Chilton, WI
 Member Services Assistant, Heart of the Valley YMCA, Kimberly, WI
 Plant Supervisor, Briess Malt & Ingredients Co., Chilton, WI
 Production Supervisor, Agropur, Weyauwega, WI
 Program Assistant, University of Wisconsin Oshkosh, Oshkosh, WI
 Rehabilitation Director, Valley Packaging Industries, Appleton, WI
 Sales Manager, West Corporation, Appleton, WI
 Store Manager, Wal-Mart Stores, Inc., Neenah, WI
 Supervisor, Great Norther Corp., Appleton, WI
 Team Leader, Sargento Foods, Hilbert, WI

Note: Salary and work hours are computed from records of respondents working 35 or more hours per week in a job related to their training.

Fox Valley Technical College: 2018 Graduate Employment Research Report of 2016-17 Graduates

Marketing

101043

Associate in Applied Science Degree

	Class of 2017 6 Months After Graduation	Class of 2012 6 Months After Graduation	Class of 2012 5 Years After Graduation
Total Number of Graduates	27	36	36
Number Responding	21	29	15
Total Employed	15	25	13
Percent Employed***	88%	96%	100%
Related Employment	10	21	10
Unrelated Employment	5	4	3
Seeking Employment	2	1	-
Not in Labor Market/Student	4	3	1
Employed in the District	14 of 15	19 of 25	7 of 13
Median Annual Salary	40,000	27,560	36,400
Average Annual Salary	38,880 (5)	31,860 (9)	55,626 (7)
Range of Annual Salary	27,040 - 52,000	20,800 - 52,000	29,702 - 130,000
Average Hourly Rate	18.69 (5)	15.32 (9)	26.74 (7)
Average Hours Per Week	43 (8)	45 (15)	50 (7)
Employed Full Time	8	15	7
Employed Part Time	2	6	3
Range of Hours Per Week	40 - 50	40 - 72	40 - 70

*** of those available for employment (number responding minus those not in the labor market)

() = number of graduates responding

Note: Salaries include commission but exclude bonuses or product discounts associated with sales positions. Similar job postings can be found under the Digital Marketing Technical Diploma program.

Job listed in Wisconsin TechConnect	Full-time	Part-time
FVTC District (5 counties):	692	154
New North (FVTC 5 counties + 13 Northeast WI counties):	770	226
Wisconsin:	1,606	873

Actual positions held by 2017 graduates:

Assembly / Sales Manager, Oshkosh Corporation, Oshkosh, WI
 Consumer Loan Officer, Marine Credit Union, Neenah, WI
 Lead Generational Specialist, J. J. Keller & Associates, Inc., Neenah, WI
 Office Manager, Midwest Perlite Inc, Appleton, WI
 Program Director of Marketing and HR, Big Kicks, Inc., Greenville, WI
 Sales, J. J. Keller & Associate, Inc., Neenah, WI
 Salesman, Kolosso Toyota, Appleton, WI

Note: Salary and work hours are computed from records of respondents working 35 or more hours per week in a job related to their training.

Office Assistant

311061
Technical Diploma

	Class of 2017 6 Months After Graduation	Class of 2012 6 Months After Graduation	Class of 2012 5 Years After Graduation
Total Number of Graduates	12	13	13
Number Responding	12	9	9
Total Employed	9	5	5
Percent Employed***	90%	71%	100%
Related Employment	7	3	3
Unrelated Employment	2	2	2
Seeking Employment	1	2	-
Not in Labor Market/Student	2	2	2
Employed in the District	8 of 9	4 of 5	4 of 5
Median Annual Salary	-	-	-
Average Annual Salary	-	-	-
Range of Annual Salary	-	-	-
Average Hourly Rate	-	-	-
Average Hours Per Week	-	-	38 (3)
Employed Full Time	1	2	3
Employed Part Time	6	1	-
Range of Hours Per Week	-	40	35 - 40

*** of those available for employment (number responding minus those not in the labor market)

() = number of graduates responding

Note: Similar job postings can be found under the Receptionist Technical Diploma program.

Job listed in Wisconsin TechConnect	Full-time	Part-time
FVTC District (5 counties):	55	54
New North (FVTC 5 counties + 13 Northeast WI counties):	253	153
Wisconsin:	536	349

Actual positions held by 2017 graduates:

Listing Specialists, Toys for Trucks, Menasha, WI

Note: Salary and work hours are computed from records of respondents working 35 or more hours per week in a job related to their training.

Paralegal

101101

Associate in Applied Science Degree

	Class of 2017 6 Months After Graduation	<i>Class of 2012 6 Months After Graduation</i>	<i>Class of 2012 5 Years After Graduation</i>
Total Number of Graduates	16		
Number Responding	10		
Total Employed	10		
Percent Employed***	100%		
Related Employment	10		
Unrelated Employment	-		
Seeking Employment	-		
Not in Labor Market/Student	-		
Employed in the District	8 of 10	<i>This program had</i>	
Median Annual Salary	33,280	<i>no graduates in 2011-12</i>	
Average Annual Salary	35,129 (9)		
Range of Annual Salary	23,920 - 61,200		
Average Hourly Rate	16.89 (9)		
Average Hours Per Week	40 (9)		
Employed Full Time	9		
Employed Part Time	1		
Range of Hours Per Week	38 - 45		

*** of those available for employment (number responding minus those not in the labor market)

() = number of graduates responding

Note: Formerly shared with Northeast Wisconsin Technical College (NWTC)

Job listed in Wisconsin TechConnect	Full-time	Part-time
FVTC District (5 counties):	38	24
New North (FVTC 5 counties + 13 Northeast WI counties):	55	42
Wisconsin:	172	75

Actual positions held by 2017 graduates:

Deputy Court Clerk, Outagamie County, Appleton, WI
 Legal Assistant, Herring Clark Law Firm, Appleton, WI
 Legal Assistant/Paralegal, Dempsey Law Firm, Oshkosh, WI
 Legal Secretary, Wisconsin Public Defender, Appleton, WI
 Paralegal, Gregory Wright Law Offices, S.C., Montello, WI
 Paralegal, Hager, Dewick & Zuengler, S.C., Green Bay, WI
 Paralegal, One Law Group S.C., Appleton, WI
 Paralegal, Peterson, Berk & Cross, S.C., Appleton, WI
 Paralegal, Thrivent Financial, Appleton, WI

Note: Salary and work hours are computed from records of respondents working 35 or more hours per week in a job related to their training.

Fox Valley Technical College: 2018 Graduate Employment Research Report of 2016-17 Graduates

Receptionist

301063
Technical Diploma

	<i>Class of 2017 6 Months After Graduation</i>	<i>Class of 2012 6 Months After Graduation</i>	<i>Class of 2012 5 Years After Graduation</i>
Total Number of Graduates	6		
Number Responding	6		
Total Employed	1		
Percent Employed***	50%		
Related Employment	1		
Unrelated Employment	-		
Seeking Employment	1		
Not in Labor Market/Student	4		
Employed in the District	1 of 1		<i>This program had no graduates in 2011-12</i>
Median Annual Salary	-		
Average Annual Salary	-		
Range of Annual Salary	-		
Average Hourly Rate	-		
Average Hours Per Week	-		
Employed Full Time	-		
Employed Part Time	1		
Range of Hours Per Week	-		

*** of those available for employment (number responding minus those not in the labor market)
() = number of graduates responding

Note: Salary and work hours are computed from records of respondents working 35 or more hours per week in a job related to their training.

Construction Programs



Programs with **100%** graduate employment:

- Construction Management Technology
- Construction, Residential Building

	Classes of 2015, 2016 & 2017 6 months after graduation		Classes of 2010, 2011 & 2012 5 years after graduation	
	Average Hourly Rate	Average Annual Wage	Average Hourly Rate	Average Annual Wage
Construction Management Technology	\$25.06	\$52,120	\$30.12	\$62,643
Construction, Residential Building	\$17.61	\$36,624	\$20.66	\$42,980
Electricity	\$14.55	\$30,255	\$22.41	\$46,617
Wood Manufacturing Technology	\$14.06	\$29,240	\$23.52	\$48,920

\$29,240 - \$52,120

average salary range
of a graduate
6 months after graduation



\$42,980 - \$62,643

average salary range
of a graduate
5 years after graduation



Construction Management Technology

104554

Associate in Applied Science Degree

	Class of 2017 6 Months After Graduation	Class of 2012 6 Months After Graduation	Class of 2012 5 Years After Graduation
Total Number of Graduates	11	9	9
Number Responding	8	8	6
Total Employed	6	7	5
Percent Employed***	100%	88%	100%
Related Employment	6	7	5
Unrelated Employment	-	-	-
Seeking Employment	-	1	-
Not in Labor Market/Student	2	-	-
Employed in the District	4 of 6	2 of 7	2 of 5
Median Annual Salary	52,460	37,440	65,000
Average Annual Salary	57,590 (4)	36,943 (7)	62,200 (5)
Range of Annual Salary	45,440 - 80,000	28,080 - 50,000	42,000 - 75,000
Average Hourly Rate	27.69 (4)	17.76 (7)	29.90 (5)
Average Hours Per Week	46 (4)	51 (7)	50 (5)
Employed Full Time	4	7	5
Employed Part Time	2	-	-
Range of Hours Per Week	40 - 60	40 - 67	45 - 60

*** of those available for employment (number responding minus those not in the labor market)

() = number of graduates responding

Job listed in Wisconsin TechConnect	Full-time	Part-time
FVTC District (5 counties):	32	2
New North (FVTC 5 counties + 13 Northeast WI counties):	64	6
Wisconsin:	136	8

Actual positions held by 2017 graduates:

Assistant Project Manager, Hoffman Planning and Design, Appleton, WI
 Field Engineer, The Boldt Company, Appleton, WI
 Residential Project Manager, CR Structures Group, Kimberly, WI
 Sales/Project Manager, Walters Buildings, Allenton, WI

Note: Salary and work hours are computed from records of respondents working 35 or more hours per week in a job related to their training.

Fox Valley Technical College: 2018 Graduate Employment Research Report of 2016-17 Graduates

Construction, Residential Building

314107

Technical Diploma

Official Title: Residential Building Construction

	Class of 2017 6 Months After Graduation	Class of 2012 6 Months After Graduation	Class of 2012 5 Years After Graduation
Total Number of Graduates	7	18	18
Number Responding	3	12	8
Total Employed	3	10	7
Percent Employed***	100%	91%	100%
Related Employment	2	7	4
Unrelated Employment	1	3	3
Seeking Employment	-	1	-
Not in Labor Market/Student	-	1	1
Employed in the District	3 of 3	7 of 10	2 of 7
Median Annual Salary	-	27,560	-
Average Annual Salary	-	30,507 (6)	39,533 (3)
Range of Annual Salary	-	22,880 - 52,000	17,000 - 60,000
Average Hourly Rate	-	14.67 (6)	19.01 (3)
Average Hours Per Week	-	45 (7)	54 (3)
Employed Full Time	2	7	3
Employed Part Time	-	-	1
Range of Hours Per Week	42 - 48	40 - 52	45 - 70

*** of those available for employment (number responding minus those not in the labor market)
() = number of graduates responding

Job listed in Wisconsin TechConnect	Full-time	Part-time
FVTC District (5 counties):	101	9
New North (FVTC 5 counties + 13 Northeast WI counties):	101	9
Wisconsin:	105	9

Actual positions held by 2017 graduates:

Carpenter, RH Design and Build, Oshkosh, WI
Carpenter, Timber Innovations LLC, Kimberly, WI

Note: Salary and work hours are computed from records of respondents working 35 or more hours per week in a job related to their training.

Electricity

314131
Technical Diploma

	Class of 2017 6 Months After Graduation	Class of 2012 6 Months After Graduation	Class of 2012 5 Years After Graduation
Total Number of Graduates	22	5	5
Number Responding	20	5	4
Total Employed	16	4	4
Percent Employed***	94%	100%	100%
Related Employment	15	3	2
Unrelated Employment	1	1	2
Seeking Employment	1	-	-
Not in Labor Market/Student	3	1	-
Employed in the District	13 of 16	3 of 4	1 of 4
Median Annual Salary	30,680	-	-
Average Annual Salary	32,288 (12)	34,022 (3)	-
Range of Annual Salary	24,960 - 50,000	27,040 - 45,906	-
Average Hourly Rate	15.52 (12)	16.36 (3)	-
Average Hours Per Week	41 (13)	40 (3)	-
Employed Full Time	13	3	2
Employed Part Time	2	-	-
Range of Hours Per Week	35 - 48	40	40 - 45

*** of those available for employment (number responding minus those not in the labor market)

() = number of graduates responding

Job listed in Wisconsin TechConnect	Full-time	Part-time
FVTC District (5 counties):	60	4
New North (FVTC 5 counties + 13 Northeast WI counties):	100	9
Wisconsin:	260	21

Actual positions held by 2017 graduates:

Apprentice Electrician, Elmstar, Kaukauna, WI
 Apprentice, Faith Technologies, Inc., Neenah, WI
 Construction Wireman, Van Ert Electric, Kaukauna, WI
 CW Apprentice, Elmstar Electric Corporation, Kaukauna, WI
 Electrical Apprentice, Elmstar Electric Corporation, Kaukauna, WI
 Electrical Helper, Quantum Electrical, Hortonville, WI
 Electrical Helper, Tradesmen International, Neenah, WI
 Electrician Apprentice, Elmstar Electric Corporation, Kaukauna, WI
 Electrician Assistant, Team Services, Appleton, WI
 Industrial Electrician Apprentice, Neenah Foundry, Neenah, WI
 Industrial Technician, Louisiana-Pacific Corporation, Newberry, MI
 Mechanical/ Electrical Assembler, Infinity Machines, De Pere, WI
 Pre-Tech Electrician, Suburban Electric, Appleton, WI

Note: Salary and work hours are computed from records of respondents working 35 or more hours per week in a job related to their training.

Wood Manufacturing Technology

314093
Technical Diploma

	Class of 2017 6 Months After Graduation	Class of 2012* 6 Months After Graduation	Class of 2012* 5 Years After Graduation
Total Number of Graduates	8	13	14
Number Responding	6	11	9
Total Employed	5	8	8
Percent Employed***	83%	100%	100%
Related Employment	4	5	5
Unrelated Employment	1	3	3
Seeking Employment	1	-	-
Not in Labor Market/Student	-	3	1
Employed in the District	2 of 5	3 of 8	2 of 8
Median Annual Salary	-	26,208	-
Average Annual Salary	24,440 (3)	27,226 (5)	-
Range of Annual Salary	20,280 - 28,080	22,880 - 34,000	-
Average Hourly Rate	11.75 (3)	13.09 (5)	-
Average Hours Per Week	47 (3)	43 (5)	48 (5)
Employed Full Time	3	5	5
Employed Part Time	1	-	-
Range of Hours Per Week	40 - 50	40 - 50	40 - 55

*** of those available for employment (number responding minus those not in the labor market)

() = number of graduates responding

*Variations in state reporting impacts graduate counts.

Job listed in Wisconsin TechConnect	Full-time	Part-time
FVTC District (5 counties):	29	3
New North (FVTC 5 counties + 13 Northeast WI counties):	30	3
Wisconsin:	32	3

Actual positions held by 2017 graduates:

Shop Helper, Wood Specialties Inc., Menomonee Falls, WI

Truss Builder, Noffke Lumber, Oshkosh, WI

Woodworker, Ideal Cabinetry, Appleton, WI

Note: Salary and work hours are computed from records of respondents working 35 or more hours per week in a job related to their training.

Fox Valley Technical College: 2018 Graduate Employment Research Report of 2016-17 Graduates

General Studies Programs



Programs with **100%** graduate employment:

- Laboratory Science Assistant
- Laboratory Science Technician
- Professional Communications

	Classes of 2015, 2016 & 2017 6 months after graduation		Classes of 2010, 2011 & 2012 5 years after graduation	
	Average Hourly Rate	Average Annual Wage	Average Hourly Rate	Average Annual Wage
Laboratory Science Assistant	\$14.50	\$30,160	-	-
Laboratory Science Technician	\$16.17	\$33,627	\$33.33	\$69,333
Professional Communications	\$23.68	\$49,249	-	-

\$30,160 - \$49,249

average salary range
of a graduate
6 months after graduation



Laboratory Science Assistant

315061
Technical Diploma

	Class of 2017 6 Months After Graduation	<i>Class of 2012 6 Months After Graduation</i>	<i>Class of 2012 5 Years After Graduation</i>
Total Number of Graduates	7		
Number Responding	7		
Total Employed	5		
Percent Employed***	100%		
Related Employment	5		
Unrelated Employment	-		
Seeking Employment	-		
Not in Labor Market/Student	2		
Employed in the District	3 of 5		
Median Annual Salary	33,176		
Average Annual Salary	32,859 (4)		
Range of Annual Salary	28,080 - 37,003		
Average Hourly Rate	15.80 (4)		
Average Hours Per Week	41 (5)		
Employed Full Time	5		
Employed Part Time	-		
Range of Hours Per Week	40 - 43		

*This program had
no graduates in 2011-12*

*** of those available for employment (number responding minus those not in the labor market)
() = number of graduates responding

Job listed in Wisconsin TechConnect	Full-time	Part-time
FVTC District (5 counties):	6	1
New North (FVTC 5 counties + 13 Northeast WI counties):	6	1
Wisconsin:	6	1

Actual positions held by 2017 graduates:

Aggregate Field Tester, Michels Corporation, Neenah, WI
Laboratory Technician, Functional Biosciences, Madison, WI
Laboratory Technician, SGS IPS Testing, Appleton, WI
Microbiology Technician, McCain Foods, Appleton, WI
Quality Assurance Technician, Saputo Cheese, Suamico, WI

Note: Salary and work hours are computed from records of respondents working 35 or more hours per week in a job related to their training.

Laboratory Science Technician

105064

Associate in Applied Science Degree

	Class of 2017 6 Months After Graduation	Class of 2012 6 Months After Graduation	Class of 2012 5 Years After Graduation
Total Number of Graduates	6	4	4
Number Responding	6	4	3
Total Employed	6	3	3
Percent Employed***	100%	75%	100%
Related Employment	6	3	3
Unrelated Employment	-	-	-
Seeking Employment	-	1	-
Not in Labor Market/Student	-	-	-
Employed in the District	3 of 6	1 of 3	1 of 3
Median Annual Salary	34,320	-	-
Average Annual Salary	34,419 (4)	-	69,333 (3)
Range of Annual Salary	32,032 - 37,003	-	47,000 - 109,000
Average Hourly Rate	16.55 (4)	-	33.33 (3)
Average Hours Per Week	40 (6)	43 (3)	48 (3)
Employed Full Time	6	3	3
Employed Part Time	-	-	-
Range of Hours Per Week	40 - 43	40 - 50	40 - 60

*** of those available for employment (number responding minus those not in the labor market)

() = number of graduates responding

Note: Similar job postings can also be found under the Laboratory Science Assistant Technical Diploma program.

Job listed in Wisconsin TechConnect	Full-time	Part-time
FVTC District (5 counties):	24	8
New North (FVTC 5 counties + 13 Northeast WI counties):	27	8
Wisconsin:	48	12

Actual positions held by 2017 graduates:

Aggregate Field Tester, Michels Corporation, Neenah, WI
 Lab Science Technician II, Encapsys, Appleton, WI
 Laboratory Science Technician, Northland Lab, Green Bay, WI
 Laboratory Technician, Functional Biosciences, Madison, WI
 Microbiology Technician, McCain Foods, Appleton, WI
 Quality Assurance Technician, Saputo Cheese, Suamico, WI

Note: Salary and work hours are computed from records of respondents working 35 or more hours per week in a job related to their training.

Fox Valley Technical College: 2018 Graduate Employment Research Report of 2016-17 Graduates

Professional Communications

106991

Associate in Applied Science Degree

Formerly: Technical Communications

	Class of 2017 6 Months After Graduation	Class of 2012 6 Months After Graduation	Class of 2012 5 Years After Graduation
Total Number of Graduates	9	3	3
Number Responding	6	3	2
Total Employed	5	2	2
Percent Employed***	100%	100%	100%
Related Employment	4	2	2
Unrelated Employment	1	-	-
Seeking Employment	-	-	-
Not in Labor Market/Student	1	1	-
Employed in the District	5 of 5	2 of 2	2 of 2
Median Annual Salary	-	-	-
Average Annual Salary	-	-	-
Range of Annual Salary	-	-	-
Average Hourly Rate	-	-	-
Average Hours Per Week	-	-	-
Employed Full Time	1	2	1
Employed Part Time	3	-	1
Range of Hours Per Week	-	40 - 45	-

*** of those available for employment (number responding minus those not in the labor market)

() = number of graduates responding

Job listed in Wisconsin TechConnect	Full-time	Part-time
FVTC District (5 counties):	10	9
New North (FVTC 5 counties + 13 Northeast WI counties):	12	11
Wisconsin:	28	20

Actual positions held by 2017 graduates:

Business Analyst, Silver Star Brands, Oshkosh, WI

Note: Salary and work hours are computed from records of respondents working 35 or more hours per week in a job related to their training.

Health Programs



Programs with **100%** graduate employment:

- Dental Assistant
- Dental Hygienist
- Nursing - Associate Degree

	Classes of 2015, 2016 & 2017 6 months after graduation		Classes of 2010, 2011 & 2012 5 years after graduation	
	Average Hourly Rate	Average Annual Wage	Average Hourly Rate	Average Annual Wage
Alcohol & Other Drug Abuse Associate	\$16.00	\$33,283	\$23.45	\$48,780
Dental Assistant	\$14.38	\$29,912	\$18.16	\$37,773
Dental Hygienist	\$26.17	\$54,435	\$30.81	\$64,090
Health Information Technology	\$14.69	\$30,552	-	-
Medical Assistant	\$14.16	\$29,458	\$16.28	\$33,854
Medical Coding Specialist	\$15.12	\$31,451	-	-
Nursing - Associate Degree	\$26.06	\$54,214	\$29.42	\$61,188
Nursing Assistant	\$11.87	\$24,682	\$20.11	\$41,824
Nursing, Practical	\$17.40	\$36,182	\$21.37	\$44,458
Occupational Therapy Assistant	\$17.36	\$36,108	\$22.86	\$47,548

\$24,682 - \$54,435

average salary range
of a graduate
6 months after graduation



\$33,854 - \$64,090

average salary range
of a graduate
5 years after graduation



Alcohol & Other Drug Abuse Associate

105501

Associate in Applied Science Degree

	Class of 2017 6 Months After Graduation	Class of 2012 6 Months After Graduation	Class of 2012 5 Years After Graduation
Total Number of Graduates	11	17	17
Number Responding	8	16	11
Total Employed	7	14	10
Percent Employed***	88%	88%	100%
Related Employment	7	13	9
Unrelated Employment	-	1	1
Seeking Employment	1	2	-
Not in Labor Market/Student	-	-	-
Employed in the District	6 of 7	7 of 14	7 of 10
Median Annual Salary	37,720	32,344	46,384
Average Annual Salary	38,792 (6)	32,861 (6)	48,795 (6)
Range of Annual Salary	37,066 - 41,600	28,000 - 40,000	43,000 - 60,000
Average Hourly Rate	18.65 (6)	15.80 (6)	23.46 (6)
Average Hours Per Week	39 (6)	40 (9)	40 (6)
Employed Full Time	6	9	6
Employed Part Time	1	4	3
Range of Hours Per Week	35 - 40	35 - 45	37 - 45

*** of those available for employment (number responding minus those not in the labor market)

() = number of graduates responding

Job listed in Wisconsin TechConnect	Full-time	Part-time
FVTC District (5 counties):	49	30
New North (FVTC 5 counties + 13 Northeast WI counties):	57	34
Wisconsin:	101	61

Actual positions held by 2017 graduates:

- Addiction Counselor, Libertas, Green Bay, WI
- AODA Counselor, Addiction Medical Solutions, Oshkosh, WI
- AODA Counselor, AMS of Wisconsin - Oshkosh, Oshkosh, WI
- Substance Abuse Counselor, Genesis Behavioral Services, Inc., Oshkosh, WI
- Treatment Specialist, Oshkosh Correctional, Oshkosh, WI
- Treatment Specialist, State of Wisconsin-Department of Corrections, Oshkosh, WI

Note: Salary and work hours are computed from records of respondents working 35 or more hours per week in a job related to their training.

Dental Assistant

315081
Technical Diploma

	Class of 2017 6 Months After Graduation	Class of 2012 6 Months After Graduation	Class of 2012 5 Years After Graduation
Total Number of Graduates	36	41	41
Number Responding	23	40	26
Total Employed	21	30	24
Percent Employed***	100%	91%	100%
Related Employment	20	27	15
Unrelated Employment	1	3	9
Seeking Employment	-	3	-
Not in Labor Market/Student	2	7	2
Employed in the District	16 of 21	22 of 30	16 of 24
Median Annual Salary	31,200	27,040	40,560
Average Annual Salary	30,622 (9)	27,749 (11)	46,013 (6)
Range of Annual Salary	27,040 - 33,280	24,960 - 33,280	38,272 - 62,171
Average Hourly Rate	14.72 (9)	13.34 (11)	22.12 (6)
Average Hours Per Week	38 (9)	39 (20)	39 (7)
Employed Full Time	9	20	7
Employed Part Time	11	7	8
Range of Hours Per Week	35 - 40	35 - 40	35 - 45

*** of those available for employment (number responding minus those not in the labor market)
() = number of graduates responding

Job listed in Wisconsin TechConnect	Full-time	Part-time
FVTC District (5 counties):	57	23
New North (FVTC 5 counties + 13 Northeast WI counties):	116	35
Wisconsin:	178	61

Actual positions held by 2017 graduates:

Dental Assistant, Dental Associates, Appleton, WI
 Dental Assistant, ForwardDental, Green Bay, WI
 Dental Assistant, Mid Valley Dental, Menasha, WI
 Dental Assistant, Midwest Dental, Green Bay, WI
 Dental Assistant, Riverside Endodontics, Oshkosh, WI
 Dental Assistant, Winnebago Oral Surgery, Oshkosh, WI
 Dental Assistant/Front Desk, Govani Dental LLC, Oshkosh, WI
 Orthodontic Dental Assistant, Dental Associates, Appleton, WI

Note: Salary and work hours are computed from records of respondents working 35 or more hours per week in a job related to their training.

Dental Hygienist

105081

Associate in Applied Science Degree

	Class of 2017 6 Months After Graduation	Class of 2012 6 Months After Graduation	Class of 2012 5 Years After Graduation
Total Number of Graduates	16	14	14
Number Responding	15	13	8
Total Employed	15	12	8
Percent Employed***	100%	100%	100%
Related Employment	15	12	8
Unrelated Employment	-	-	-
Seeking Employment	-	-	-
Not in Labor Market/Student	-	1	-
Employed in the District	12 of 15	8 of 12	5 of 8
Median Annual Salary	56,160	49,920	66,040
Average Annual Salary	56,523 (6)	53,040 (5)	70,460 (4)
Range of Annual Salary	52,000 - 62,500	48,880 - 58,240	61,360 - 88,400
Average Hourly Rate	27.17 (6)	25.50 (5)	33.88 (4)
Average Hours Per Week	39 (6)	40 (5)	38 (4)
Employed Full Time	6	5	4
Employed Part Time	9	7	4
Range of Hours Per Week	35 - 45	38 - 40	35 - 45

*** of those available for employment (number responding minus those not in the labor market)

() = number of graduates responding

Job listed in Wisconsin TechConnect	Full-time	Part-time
FVTC District (5 counties):	70	35
New North (FVTC 5 counties + 13 Northeast WI counties):	93	66
Wisconsin:	211	212

Actual positions held by 2017 graduates:

Dental Hygienist, ForwardDental, Green Bay, WI
 Dental Hygienist, ForwardDental, Appleton, WI
 Dental Hygienist, Midwest Dental, Oshkosh, WI
 Dental Hygienist, Midwest Dental, Sherwood, WI
 Registered Dental Hygienist, Midwest Dental, Sherwood, WI
 Registered Dental Hygienist, Silver Creek Dentistry, Ripon, WI

Note: Salary and work hours are computed from records of respondents working 35 or more hours per week in a job related to their training.

Health Information Technology

105301

Associate in Applied Science Degree

	Class of 2017 6 Months After Graduation	<i>Class of 2012 6 Months After Graduation</i>	<i>Class of 2012 5 Years After Graduation</i>
Total Number of Graduates	22		
Number Responding	17		
Total Employed	14		
Percent Employed***	93%		
Related Employment	12		
Unrelated Employment	2		
Seeking Employment	1		
Not in Labor Market/Student	2		
Employed in the District	13 of 14		
Median Annual Salary	27,040		
Average Annual Salary	27,135 (7)		
Range of Annual Salary	21,320 - 33,280		
Average Hourly Rate	13.05 (7)		
Average Hours Per Week	41 (8)		
Employed Full Time	8		
Employed Part Time	4		
Range of Hours Per Week	36 - 45		

*This program had
no graduates in 2011-12*

*** of those available for employment (number responding minus those not in the labor market)

() = number of graduates responding

Note: Similar job postings can be found under the Medical Coding Specialist Technical Diploma.

Job listed in Wisconsin TechConnect	Full-time	Part-time
FVTC District (5 counties):	7	2
New North (FVTC 5 counties + 13 Northeast WI counties):	33	2
Wisconsin:	112	37

Actual positions held by 2017 graduates:

Claims Resolution Representative, Ascension Health, Appleton, WI
 Health Information Clerk, Aurora Health Care, Oshkosh, WI (2)
 Health Information Technician 1, Winnebago Mental Health Institute, Winnebago, WI
 LabDE Associate, Aurora Health Care, Oshkosh, WI
 Medical Records Clerk, Neurospine Center of Wisconsin, Appleton, WI
 Medicare Concierge, Network Health Plan, Menasha, WI

Note: Salary and work hours are computed from records of respondents working 35 or more hours per week in a job related to their training.

Fox Valley Technical College: 2018 Graduate Employment Research Report of 2016-17 Graduates

Medical Assistant

315091
Technical Diploma

	Class of 2017 6 Months After Graduation	Class of 2012 6 Months After Graduation	Class of 2012 5 Years After Graduation
Total Number of Graduates	44	49	49
Number Responding	26	42	32
Total Employed	24	32	26
Percent Employed***	92%	80%	100%
Related Employment	23	26	18
Unrelated Employment	1	6	8
Seeking Employment	2	8	-
Not in Labor Market/Student	-	2	5
Employed in the District	22 of 24	24 of 32	19 of 26
Median Annual Salary	29,307	27,674	32,000
Average Annual Salary	29,475 (16)	27,535 (10)	31,524 (9)
Range of Annual Salary	24,960 - 31,720	23,920 - 31,450	22,000 - 37,502
Average Hourly Rate	14.17 (16)	13.24 (10)	15.16 (9)
Average Hours Per Week	38 (16)	39 (14)	42 (12)
Employed Full Time	16	14	12
Employed Part Time	7	12	6
Range of Hours Per Week	35 - 45	35 - 49	36 - 70

*** of those available for employment (number responding minus those not in the labor market)

() = number of graduates responding

Job listed in Wisconsin TechConnect	Full-time	Part-time
FVTC District (5 counties):	43	36
New North (FVTC 5 counties + 13 Northeast WI counties):	120	87
Wisconsin:	709	350

Actual positions held by 2017 graduates:

Certified Medical Assistant, Ear, Nose and Throat Specialists of Wisconsin, Neenah, WI
 Certified Medical Assistant, Fox Valley Pulmonary Medicine, Appleton, WI
 Certified Medical Assistant, Fox Valley Surgical Associates, Appleton, WI
 Certified Medical Assistant, St. Elizabeth Hospital, Appleton, WI
 Certified Medical Assistant, ThedaCare, Inc., Appleton, WI
 Certified Medical Assistant, ThedaCare, Inc., Menasha, WI
 Certified Medical Assistant, ThedaCare, Inc., Neenah, WI
 Certified Medical Assistant, ThedaCare, Inc., Waupaca, WI
 Medical Assistant, Aurora Health Care, Oshkosh, WI (2)
 Medical Assistant, Forefront Dermatology, Appleton, WI
 Medical Assistant, ThedaCare, Inc., Neenah, WI (2)
 Medical Assistant, Urgent Care Physicians Ltd., Appleton, WI
 Registered Medical Assistant, Neuroscience Group, Neenah, WI

Note: Salary and work hours are computed from records of respondents working 35 or more hours per week in a job related to their training.

Medical Coding Specialist

315302
 Technical Diploma
 Formerly: 305302

	Class of 2017 6 Months After Graduation	<i>Class of 2012 6 Months After Graduation</i>	<i>Class of 2012 5 Years After Graduation</i>
Total Number of Graduates	50		
Number Responding	39		
Total Employed	27		
Percent Employed***	90%		
Related Employment	19		
Unrelated Employment	8		
Seeking Employment	3		
Not in Labor Market/Student	9		
Employed in the District	21 of 27		
Median Annual Salary	29,120		
Average Annual Salary	29,620 (15)		
Range of Annual Salary	24,960 - 36,629		
Average Hourly Rate	14.24 (15)		
Average Hours Per Week	40 (16)		
Employed Full Time	16		
Employed Part Time	3		
Range of Hours Per Week	36 - 45		

*This program had
no graduates in 2011-12*

*** of those available for employment (number responding minus those not in the labor market)
 () = number of graduates responding

Job listed in Wisconsin TechConnect	Full-time	Part-time
FVTC District (5 counties):	11	4
New North (FVTC 5 counties + 13 Northeast WI counties):	23	7
Wisconsin:	68	17

Actual positions held by 2017 graduates:

Certified Medical Coder, Ear, Nose and Throat Specialists of Wisconsin, Neenah, WI
 Claims Resolution Representative, Ascension Health, Appleton, WI
 Coding Specialist, Hand to Shoulder Center of WI, Appleton, WI
 Financial Associate, St. Elizabeth Hospital, Appleton, WI
 Health Information Clerk, Aurora Health Care, Oshkosh, WI (2)
 Health Information Technician 1, Winnebago Mental Health Institute, Winnebago, WI
 Health Information Technician, Dodge Correctional Institution, Waupun, WI
 LabDE Associate, Aurora Health Care, Oshkosh, WI
 Medical Billing Representative, Visonex, Green Bay, WI
 Medical Billing Specialist, Schenck SC, Appleton, WI
 Medical Coder, Women's Care of Wisconsin, S.C., Appleton, WI
 Medical Coding Specialist for Anesthesia, Encompass Health Solutions, Appleton, WI
 Medicare Concierge, Network Health Plan, Menasha, WI
 Patient Access Representative, Ascension Health, Appleton, WI
 Patient Service Representative, Plover Family Practice and Urgent Care, Plover, WI

Note: Salary and work hours are computed from records of respondents working 35 or more hours per week in a job related to their training.

Nursing - Associate Degree

105431

Associate in Applied Science Degree

	Class of 2017 6 Months After Graduation	Class of 2012 6 Months After Graduation	Class of 2012 5 Years After Graduation
Total Number of Graduates	74	77	77
Number Responding	57	64	49
Total Employed	57	60	45
Percent Employed***	100%	94%	100%
Related Employment	57	58	44
Unrelated Employment	-	2	1
Seeking Employment	-	4	-
Not in Labor Market/Student	-	-	1
Employed in the District	43 of 57	48 of 60	34 of 45
Median Annual Salary	53,674	49,596	62,400
Average Annual Salary	53,499 (24)	53,502 (20)	62,482 (34)
Range of Annual Salary	47,320 - 61,360	43,950 - 65,499	49,920 - 81,120
Average Hourly Rate	25.72 (24)	25.72 (20)	30.04 (34)
Average Hours Per Week	38 (25)	39 (21)	40 (36)
Employed Full Time	25	21	36
Employed Part Time	32	37	8
Range of Hours Per Week	35 - 50	35 - 50	35 - 60

*** of those available for employment (number responding minus those not in the labor market)

() = number of graduates responding

Note: Graduates are required to pass a national licensing examination in order to work as a Registered Nurse.

Job listed in Wisconsin TechConnect	Full-time	Part-time
FVTC District (5 counties):	110	125
New North (FVTC 5 counties + 13 Northeast WI counties):	224	222
Wisconsin:	1,255	948

Actual positions held by 2017 graduates:

ED Staff Registered Nurse, St. Elizabeth Hospital, Appleton, WI
 Registered Nurse, Agnesian Healthcare, Fond du Lac, WI
 Registered Nurse, Ascension Health, Appleton, WI (2)
 Registered Nurse, Aspirus, Wausau, WI
 Registered Nurse, Aurora Baycare Medical Center, Green Bay, WI
 Registered Nurse, Aurora Health Care, Milwaukee, WI
 Registered Nurse, Beloit Health System, Beloit, WI
 Registered Nurse, Edenbrook of Oshkosh, Oshkosh, WI
 Registered Nurse, HCR ManorCare, Appleton, WI
 Registered Nurse, Mercy Medical Center, Oshkosh, WI (2)
 Registered Nurse, St. Elizabeth Hospital, Appleton, WI
 Registered Nurse, St. Joseph Residence, New London, WI
 Registered Nurse, St. Paul Elder Services, Kaukauna, WI
 Registered Nurse, ThedaCare, Inc., Appleton, WI
 Registered Nurse, ThedaCare, Inc., Berlin, WI
 Registered Nurse, ThedaCare, Inc., Neenah, WI (2)
 Registered Nurse, ThedaCare, Inc., New London, WI
 Registered Nurse, ThedaCare, Inc., Waupaca, WI

Note: Salary and work hours are computed from records of respondents working 35 or more hours per week in a job related to their training.

Nursing Assistant

305431
Technical Diploma

	Class of 2017 6 Months After Graduation	Class of 2012 6 Months After Graduation	Class of 2012 5 Years After Graduation
Total Number of Graduates	525	721	721
Number Responding	298	490	248
Total Employed	99	291	188
Percent Employed***	93%	91%	98%
Related Employment	75	203	124
Unrelated Employment	24	88	64
Seeking Employment	7	30	3
Not in Labor Market/Student	192	169	48
Employed in the District	76 of 99	209 of 291	105 of 188
Median Annual Salary	24,960	22,984	45,000
Average Annual Salary	25,930 (19)	24,360 (66)	46,012 (53)
Range of Annual Salary	13,000 - 37,502	17,056 - 65,499	20,800 - 114,400
Average Hourly Rate	12.47 (19)	11.71 (66)	22.12 (53)
Average Hours Per Week	41 (20)	40 (70)	40 (78)
Employed Full Time	20	70	78
Employed Part Time	55	133	46
Range of Hours Per Week	35 - 56	35 - 60	35 - 60

*** of those available for employment (number responding minus those not in the labor market)

() = number of graduates responding

Note: This 6 to 12 week program is offered by FVTC at various locations throughout the district including high schools and area health care agencies. Graduates often continue their education in health-related programs. Five-year job-related data includes graduates working in LPN and RN positions.

Job listed in Wisconsin TechConnect	Full-time	Part-time
FVTC District (5 counties):	527	751
New North (FVTC 5 counties + 13 Northeast WI counties):	918	1,319
Wisconsin:	2,857	4,554

Actual positions held by 2017 graduates:

Caregiver, Matthews Senior Living, Menasha, WI
 Caregiver, Senior Lifestyle Corporation, Oshkosh, WI
 Certified Nursing Assistant, Pleasant View Nursing Home, Monroe, WI
 Certified Medical Assistant, Affinity Medical Group, Appleton, WI
 Certified Nursing Assistant, Evergreen Retirement Community, Oshkosh, WI
 Certified Nursing Assistant, Felician Village, Manitowoc, WI
 Certified Nursing Assistant, Mayflower Assisted Living, Appleton, WI
 Certified Nursing Assistant, Miravida Living, Oshkosh, WI
 Certified Nursing Assistant, Oakridge Gardens Rehabilitation & Memory Center, Menasha, WI
 Certified Nursing Assistant, Parkview Health Center, Appleton, WI
 Certified Nursing Assistant, Parkview Health Center, Oshkosh, WI
 Certified Nursing Assistant, Rennes Health & Rehabilitation Center, Appleton, WI
 Certified Nursing Assistant, ThedaCare, Inc., Neenah, WI
 Clinical Technician, ThedaCare, Inc., Appleton, WI
 Mental Health Technician, Willow Creek Behavioral Health, Green Bay, WI
 Patient Service Representative, Affinity Med Group, Oshkosh, WI
 Personal Care Worker, Valley VNA Senior Services, Neenah, WI
 President, Synergy Homecare of Waupaca, Waupaca, WI
 Resident Assistant, Valley VNA Senior Services, Neenah, WI

Note: Salary and work hours are computed from records of respondents working 35 or more hours per week in a job related to their training.

Nursing, Practical

315431

Technical Diploma

Official Title: Practical Nursing

	Class of 2017 6 Months After Graduation	Class of 2012 6 Months After Graduation	Class of 2012 5 Years After Graduation
Total Number of Graduates	95	55	55
Number Responding	74	44	31
Total Employed	27	36	27
Percent Employed***	93%	92%	100%
Related Employment	25	29	23
Unrelated Employment	2	7	4
Seeking Employment	2	3	-
Not in Labor Market/Student	45	5	1
Employed in the District	23 of 27	27 of 36	18 of 27
Median Annual Salary	34,320	34,372	39,560
Average Annual Salary	34,573 (7)	34,746 (12)	43,343 (10)
Range of Annual Salary	31,720 - 37,440	27,290 - 41,600	33,280 - 61,000
Average Hourly Rate	16.62 (7)	16.70 (12)	20.84 (10)
Average Hours Per Week	38 (7)	42 (15)	39 (12)
Employed Full Time	7	15	12
Employed Part Time	18	14	11
Range of Hours Per Week	36 - 40	35 - 64	35 - 40

*** of those available for employment (number responding minus those not in the labor market)

() = number of graduates responding

Note: Graduates are required to pass a national licensing examination in order to work as a Licensed Practical Nurse.

Job listed in Wisconsin TechConnect	Full-time	Part-time
FVTC District (5 counties):	79	61
New North (FVTC 5 counties + 13 Northeast WI counties):	158	144
Wisconsin:	392	405

Actual positions held by 2017 graduates:

- Clinic Licensed Practical Nurse, Aurora Health Care, Oshkosh, WI
- Licensed Practical Nurse, Ascension Health, Greenville, WI
- Licensed Practical Nurse, Aspirus, Wausau, WI
- Licensed Practical Nurse, ThedaCare, Inc., Appleton, WI
- NOC Head Nurse, Brillion West Haven, Brillion, WI

Note: Salary and work hours are computed from records of respondents working 35 or more hours per week in a job related to their training.

Occupational Therapy Assistant

105141

Associate in Applied Science Degree

	Class of 2017 6 Months After Graduation	Class of 2012* 6 Months After Graduation	Class of 2012* 5 Years After Graduation
Total Number of Graduates	40	42	41
Number Responding	26	33	27
Total Employed	23	26	21
Percent Employed***	88%	87%	95%
Related Employment	20	21	16
Unrelated Employment	3	5	5
Seeking Employment	3	4	1
Not in Labor Market/Student	-	3	4
Employed in the District	8 of 23	12 of 26	8 of 21
Median Annual Salary	37,378	36,712	52,000
Average Annual Salary	35,312 (11)	36,801 (11)	49,169 (9)
Range of Annual Salary	22,880 - 52,000	20,800 - 58,240	28,080 - 66,560
Average Hourly Rate	16.98 (11)	17.69 (11)	23.64 (9)
Average Hours Per Week	39 (11)	40 (12)	40 (10)
Employed Full Time	11	12	10
Employed Part Time	9	9	6
Range of Hours Per Week	35 - 45	35 - 50	36 - 40

*** of those available for employment (number responding minus those not in the labor market)

() = number of graduates responding

*Variations in state reporting impacts graduate counts.

Job listed in Wisconsin TechConnect	Full-time	Part-time
FVTC District (5 counties):	5	2
New North (FVTC 5 counties + 13 Northeast WI counties):	8	5
Wisconsin:	49	103

Actual positions held by 2017 graduates:

Activities Director, HCR ManorCare, Green Bay, WI
 Adult Instructor, Cerebral Palsy Inc., Green Bay, WI
 Certified Occupational Therapy Assistant, Advanced Physical Therapy & Sports Medicine, Appleton, WI
 Certified Occupational Therapy Assistant, Alliance Rehab, Fond du Lac, WI
 Certified Occupational Therapy Assistant, Ascension Health, Merrill, WI
 Certified Occupational Therapy Assistant, Greenfield Rehab Agency, Manitowoc, WI
 Certified Occupational Therapy Assistant, Winnebago Mental Health Institute, Winnebago, WI
 Direct Support Coordinator, Nobility Reigns, Appleton, WI
 DOTA Instructor, Cerebral Palsy Inc., Green Bay, WI
 Residential Case Manager, Agape of Appleton, Appleton, WI
 Targeted Case Manager, Alternatives in Psychological Consultation, Wauwatosa, WI

Note: Salary and work hours are computed from records of respondents working 35 or more hours per week in a job related to their training.

Fox Valley Technical College: 2018 Graduate Employment Research Report of 2016-17 Graduates

Information Technology Programs

Programs with **100%** graduate employment:



- IT - Network Specialist
- IT - Help Desk Support Specialist
- Web Design

	Classes of 2015, 2016 & 2017 6 months after graduation		Classes of 2010, 2011 & 2012 5 years after graduation	
	Average Hourly Rate	Average Annual Wage	Average Hourly Rate	Average Annual Wage
IT - Computer Support Specialist	\$18.19	\$37,827	\$22.87	\$47,572
IT – Help Desk Support Specialist	\$15.45	\$32,127	-	-
IT - Network Specialist	\$20.96	\$43,596	\$28.33	\$58,929
IT – Network Systems Administration	\$18.96	\$39,428	-	-
IT - Software Developer	\$22.82	\$47,470	\$34.53	\$71,816
IT - Web Development & Design Specialist	\$21.91	\$45,569	\$26.51	\$55,137
Web Design	\$19.69	\$40,947	-	-

\$32,127 - \$47,470

average salary range
of a graduate
6 months after graduation



\$47,572 - \$71,816

average salary range
of a graduate
5 years after graduation



IT - Computer Support Specialist

101543

Associate in Applied Science Degree

	Class of 2017 6 Months After Graduation	Class of 2012* 6 Months After Graduation	Class of 2012* 5 Years After Graduation
Total Number of Graduates	21	26	27
Number Responding	17	23	14
Total Employed	12	13	11
Percent Employed***	86%	72%	100%
Related Employment	7	11	6
Unrelated Employment	5	2	5
Seeking Employment	2	5	-
Not in Labor Market/Student	3	5	3
Employed in the District	6 of 12	9 of 13	8 of 11
Median Annual Salary	35,360	27,040	-
Average Annual Salary	34,116 (5)	28,891 (7)	47,332 (3)
Range of Annual Salary	27,040 - 38,500	22,880 - 40,000	26,000 - 75,000
Average Hourly Rate	16.40 (5)	13.89 (7)	22.76 (3)
Average Hours Per Week	41 (6)	39 (8)	41 (4)
Employed Full Time	6	8	4
Employed Part Time	1	3	2
Range of Hours Per Week	40 - 45	35 - 40	40 - 45

*** of those available for employment (number responding minus those not in the labor market)

() = number of graduates responding

*Variations in state reporting impacts graduate counts.

Note: Similar job postings can be found under the IT - Help Desk Support Specialist Technical Diploma program.

Job listed in Wisconsin TechConnect	Full-time	Part-time
FVTC District (5 counties):	103	51
New North (FVTC 5 counties + 13 Northeast WI counties):	210	74
Wisconsin:	638	177

Actual positions held by 2017 graduates:

IT Operations Analyst, Silver Star Brands, Oshkosh, WI

On Call Support Specialist, Schneider National, Green Bay, WI

Technology Support Specialist, Hortonville Area School District, Hortonville, WI

Technology Support Specialist, Miron Construction Co., Inc., Neenah, WI

Note: Salary and work hours are computed from records of respondents working 35 or more hours per week in a job related to their training.

Fox Valley Technical College: 2018 Graduate Employment Research Report of 2016-17 Graduates

IT – Help Desk Support Specialist

311547
Technical Diploma

	Class of 2017 6 Months After Graduation	Class of 2012 6 Months After Graduation	Class of 2012 5 Years After Graduation
Total Number of Graduates	22	2	2
Number Responding	16	2	1
Total Employed	14	-	1
Percent Employed***	100%	-	100%
Related Employment	7	-	-
Unrelated Employment	7	-	1
Seeking Employment	-	1	-
Not in Labor Market/Student	2	1	-
Employed in the District	8 of 14	-	-
Median Annual Salary	34,840	-	-
Average Annual Salary	33,805 (4)	-	-
Range of Annual Salary	27,040 - 38,500	-	-
Average Hourly Rate	16.25 (4)	-	-
Average Hours Per Week	41 (5)	-	-
Employed Full Time	5	-	-
Employed Part Time	2	-	-
Range of Hours Per Week	40 - 45	-	-

*** of those available for employment (number responding minus those not in the labor market)

() = number of graduates responding

Actual positions held by 2017 graduates:

IT Operations Analyst, Silver Star Brands, Oshkosh, WI

On Call Support Specialist, Schneider National, Green Bay, WI

Technology Support Specialist, Hortonville Area School District, Hortonville, WI

Technology Support Specialist, Miron Construction Co., Inc., Neenah, WI

Note: Salary and work hours are computed from records of respondents working 35 or more hours per week in a job related to their training.

IT - Network Specialist

101502

Associate in Applied Science Degree

	Class of 2017 6 Months After Graduation	Class of 2012* 6 Months After Graduation	Class of 2012* 5 Years After Graduation
Total Number of Graduates	18	32	33
Number Responding	16	26	17
Total Employed	14	17	15
Percent Employed***	100%	77%	100%
Related Employment	13	11	10
Unrelated Employment	1	6	5
Seeking Employment	-	5	-
Not in Labor Market/Student	2	4	2
Employed in the District	8 of 14	13 of 17	13 of 15
Median Annual Salary	41,080	31,900	75,000
Average Annual Salary	43,382 (11)	31,084 (10)	71,429 (7)
Range of Annual Salary	24,960 - 81,000	22,880 - 40,000	52,000 - 85,000
Average Hourly Rate	20.86 (11)	14.94 (10)	34.34 (7)
Average Hours Per Week	42 (12)	41 (11)	45 (8)
Employed Full Time	12	11	8
Employed Part Time	1	-	2
Range of Hours Per Week	40 - 55	40 - 50	40 - 50

*** of those available for employment (number responding minus those not in the labor market)

() = number of graduates responding

*Variations in state reporting impacts graduate counts.

Job listed in Wisconsin TechConnect	Full-time	Part-time
FVTC District (5 counties):	12	10
New North (FVTC 5 counties + 13 Northeast WI counties):	58	17
Wisconsin:	347	57

Actual positions held by 2017 graduates:

Customer Technical Support, Bug Tussel Wireless, Green Bay, WI
 Data Technician, Suburban Electric, Appleton, WI
 Help Desk and PC Support Specialist, Pacon Corporation, Appleton, WI
 Help Desk, TEKsystems, Appleton, WI
 Helpdesk Administrator, Expera Specialty Solutions, Kaukauna, WI
 IT Department Manager, August Winter & Sons, Appleton, WI
 IT Helpdesk Technician, Suburban Electric, Appleton, WI
 Network Analyst, Bellin via Teksystems, Green Bay, WI
 PC / Network Specialist, AZCO, Inc., Appleton, WI
 Service Desk Support, J. J. Keller & Associates, Inc., Neenah, WI
 Technical Support Technician, Greatland Corporation, Green Bay, WI

Note: Salary and work hours are computed from records of respondents working 35 or more hours per week in a job related to their training.

IT – Network Systems Administration

101505
Associate in Applied Science Degree

	Class of 2017 6 Months After Graduation	Class of 2012 6 Months After Graduation	Class of 2012 5 Years After Graduation
Total Number of Graduates	27	3	3
Number Responding	22	2	3
Total Employed	19	1	2
Percent Employed***	95%	50%	100%
Related Employment	18	-	-
Unrelated Employment	1	1	2
Seeking Employment	1	1	-
Not in Labor Market/Student	2	-	-
Employed in the District	15 of 19	1 of 1	1 of 2
Median Annual Salary	34,840	-	-
Average Annual Salary	37,418 (12)	-	-
Range of Annual Salary	22,880 - 57,500	-	-
Average Hourly Rate	17.99 (12)	-	-
Average Hours Per Week	40 (14)	-	-
Employed Full Time	14	-	-
Employed Part Time	4	-	-
Range of Hours Per Week	40 - 45	-	-

*** of those available for employment (number responding minus those not in the labor market)
() = number of graduates responding

Job listed in Wisconsin TechConnect	Full-time	Part-time
FVTC District (5 counties):	10	2
New North (FVTC 5 counties + 13 Northeast WI counties):	10	2
Wisconsin:	58	8

Actual positions held by 2017 graduates:

Application Analyst, ThedaCare, Inc., Appleton, WI
 Help Staff Support Agent, Navitus Health Solutions, Grand Chute, WI
 IT Administrator, United Financial Group, Appleton, WI
 IT Generalist, Pacur LLC, Oshkosh, WI
 IT Support Specialist, ARCW, Milwaukee, WI
 Network Analyst, Bellin via Teksystems, Green Bay, WI
 Network Operations Center Technician, Bug Tussel Wireless, Green Bay, WI
 Operations Technician, Thrivent Financial, Appleton, WI
 Service Desk Analyst Level 1, Nature's Way, Green Bay, WI
 Service Desk Specialist, Secura Insurance, Appleton, WI
 Technology Support Specialist, Miron Construction Co., Inc., Neenah, WI
 Work Technician, Enterprise Systems Group, Little Chute, WI

Note: Salary and work hours are computed from records of respondents working 35 or more hours per week in a job related to their training.

IT - Software Developer

101521

Associate in Applied Science Degree
Formerly: IT - Programmer/Analyst

	Class of 2017 6 Months After Graduation	Class of 2012* 6 Months After Graduation	Class of 2012* 5 Years After Graduation
Total Number of Graduates	27	35	36
Number Responding	19	30	20
Total Employed	17	23	16
Percent Employed***	94%	88%	100%
Related Employment	13	21	15
Unrelated Employment	4	2	1
Seeking Employment	1	3	-
Not in Labor Market/Student	1	4	3
Employed in the District	11 of 17	15 of 23	9 of 16
Median Annual Salary	49,000	40,800	69,500
Average Annual Salary	49,977 (9)	43,509 (16)	89,285 (12)
Range of Annual Salary	28,309 - 90,000	30,000 - 73,000	27,040 - 260,000
Average Hourly Rate	24.03 (9)	20.92 (16)	42.93 (12)
Average Hours Per Week	40 (11)	41 (17)	43 (14)
Employed Full Time	11	17	14
Employed Part Time	2	4	1
Range of Hours Per Week	40 - 42	35 - 48	40 - 50

*** of those available for employment (number responding minus those not in the labor market)

() = number of graduates responding

*Variations in state reporting impacts graduate counts.

Job listed in Wisconsin TechConnect	Full-time	Part-time
FVTC District (5 counties):	41	13
New North (FVTC 5 counties + 13 Northeast WI counties):	69	20
Wisconsin:	166	43

Actual positions held by 2017 graduates:

.Net Developer, EDCi, Appleton, WI
 .Net Developer, GCS Software, West Salem, IL
 .Net Developer, Jewelers Mutual Insurance Company, Neenah, WI
 Business Systems Analyst, Thrivent Financial, Appleton, WI
 Developer, Ledgerview Partner, Appleton, WI
 IT Technician Intern, Alta Resources, Neenah, WI
 Software Analyst, Pitney Bowes, Neenah, WI
 Software Engineer, Heartland Business Systems, Little Chute, WI
 Software Engineer, Skyward, Stevens Point, WI
 Software Engineer, Smart Stream STP, Philadelphia, PA

Note: Salary and work hours are computed from records of respondents working 35 or more hours per week in a job related to their training.

IT - Web Development & Design Specialist

101522

Associate in Applied Science Degree

	Class of 2017 6 Months After Graduation	Class of 2012 6 Months After Graduation	Class of 2012 5 Years After Graduation
Total Number of Graduates	17	27	27
Number Responding	15	24	14
Total Employed	11	13	10
Percent Employed***	85%	62%	100%
Related Employment	7	10	7
Unrelated Employment	4	3	3
Seeking Employment	2	8	-
Not in Labor Market/Student	2	3	3
Employed in the District	5 of 11	11 of 13	7 of 10
Median Annual Salary	51,000	37,960	-
Average Annual Salary	56,198 (5)	45,280 (8)	58,461 (3)
Range of Annual Salary	30,000 - 85,000	30,000 - 104,000	46,384 - 69,000
Average Hourly Rate	27.02 (5)	21.77 (8)	28.11 (3)
Average Hours Per Week	42 (5)	44 (8)	41 (5)
Employed Full Time	5	8	5
Employed Part Time	2	2	2
Range of Hours Per Week	40 - 50	35 - 78	40 - 43

*** of those available for employment (number responding minus those not in the labor market)

() = number of graduates responding

Note: Similar job postings can be found under the Web Design Technical Diploma program.

Job listed in Wisconsin TechConnect	Full-time	Part-time
FVTC District (5 counties):	10	6
New North (FVTC 5 counties + 13 Northeast WI counties):	19	10
Wisconsin:	19	11

Actual positions held by 2017 graduates:

.Net Developer, EDCi, Appleton, WI

IT Developer, EAA Aviation Center, Oshkosh, WI

Virtual Machine Admin & Tech Op Spec, Fox Valley Technical College, Appleton, WI

Web Developer, BrownBoots Interactive, Fond du Lac, WI

Note: Salary and work hours are computed from records of respondents working 35 or more hours per week in a job related to their training.

Fox Valley Technical College: 2018 Graduate Employment Research Report of 2016-17 Graduates

Web Design

311522
Technical Diploma

	Class of 2017 6 Months After Graduation	<i>Class of 2012 6 Months After Graduation</i>	<i>Class of 2012 5 Years After Graduation</i>
Total Number of Graduates	4		
Number Responding	4		
Total Employed	3		
Percent Employed***	100%		
Related Employment	3		
Unrelated Employment	-		
Seeking Employment	-		
Not in Labor Market/Student	1		
Employed in the District	1 of 3		<i>This program had no graduates in 2011-12</i>
Median Annual Salary	-		
Average Annual Salary	40,947 (3)		
Range of Annual Salary	30,000 - 47,840		
Average Hourly Rate	19.69 (3)		
Average Hours Per Week	42 (3)		
Employed Full Time	3		
Employed Part Time	-		
Range of Hours Per Week	40 - 45		

*** of those available for employment (number responding minus those not in the labor market)
() = number of graduates responding

Job listed in Wisconsin TechConnect	Full-time	Part-time
FVTC District (5 counties):	0	1
New North (FVTC 5 counties + 13 Northeast WI counties):	2	2
Wisconsin:	7	3

Actual positions held by 2017 graduates:

Graphic Designer, The Scan Group, Waukesha, WI
IT Developer, EAA Aviation Center, Oshkosh, WI
Web Developer, BrownBoots Interactive, Fond du Lac, WI

Note: Salary and work hours are computed from records of respondents working 35 or more hours per week in a job related to their training.

Manufacturing Programs

Programs with **100%** graduate employment:

- Electro-Mechanical Technology
- Electronic Engineering Technology
- Engineering Technology, Electrical
- Industrial Engineering Technology
- Industrial Maintenance Mechanic
- Machine Tool Technician
- Mechanical Design Technology
- Quality Engineering Technology
- Safety Engineering Technology
- Supply Chain Management
- Technical Studies
- Welding Technology, Industrial
- Welding/Metal Fab Technician



	Classes of 2015, 2016 & 2017 6 months after graduation		Classes of 2010, 2011 & 2012 5 years after graduation	
	Average Hourly Rate	Average Annual Wage	Average Hourly Rate	Average Annual Wage
Automated Manufacturing Systems Technology	\$24.01	\$49,931	\$35.17	\$73,156
Electro-Mechanical Technology	\$23.15	\$48,154	\$27.71	\$57,645
Energy & Environmental Engineering Technology	\$21.50	\$44,720	-	-
Engineering Technology, Electrical	\$22.94	\$47,714	\$31.88	\$66,308
Engineering Technology, Electronic	\$23.97	\$49,856	\$25.43	\$52,904
Industrial Engineering Technology	\$29.16	\$60,645	\$28.80	\$59,907
Machine Tool Technician	\$18.73	\$38,954	\$22.32	\$46,436
Mechanical CAD Drafting	\$18.97	\$39,459	-	-
Mechanical Design Technology	\$21.77	\$45,288	\$26.97	\$56,095
Supply Chain Management	\$20.47	\$42,574	-	-
Technical Studies - Journeyworker	\$27.92	\$58,079	\$32.27	\$67,119
Welding Technology, Industrial	\$21.28	\$44,264	\$27.28	\$56,740
Welding, Production	\$16.65	\$34,622	\$21.97	\$45,698
Welding/Metal Fabrication	\$16.11	\$33,500	\$23.97	\$49,850

\$33,500 - \$60,645

average salary range
of a graduate
6 months after graduation



\$45,698 - \$73,156

average salary range
of a graduate
5 years after graduation



Automated Manufacturing Systems Technology

106283

Associate in Applied Science Degree

Formerly: Automated Manufacturing Systems Technician

	Class of 2017 6 Months After Graduation	Class of 2012 6 Months After Graduation	Class of 2012 5 Years After Graduation
Total Number of Graduates	15	9	9
Number Responding	13	8	7
Total Employed	11	7	5
Percent Employed***	85%	88%	100%
Related Employment	11	7	5
Unrelated Employment	-	-	-
Seeking Employment	2	1	-
Not in Labor Market/Student	-	-	1
Employed in the District	4 of 11	4 of 7	4 of 5
Median Annual Salary	56,160	43,680	-
Average Annual Salary	58,568 (9)	45,809 (7)	69,907 (3)
Range of Annual Salary	39,520 - 85,000	40,000 - 54,226	54,080 - 87,000
Average Hourly Rate	28.16 (9)	22.02 (7)	33.61 (3)
Average Hours Per Week	42 (10)	44 (7)	43 (4)
Employed Full Time	10	7	4
Employed Part Time	1	-	1
Range of Hours Per Week	40 - 45	40 - 50	40 - 49

*** of those available for employment (number responding minus those not in the labor market)

() = number of graduates responding

Note: Similar job postings can be found under the Electro-Mechanical Technology Associate Degree program.

Job listed in Wisconsin TechConnect	Full-time	Part-time
FVTC District (5 counties):	47	0
New North (FVTC 5 counties + 13 Northeast WI counties):	47	0
Wisconsin:	105	3

Actual positions held by 2017 graduates:

Automated Programming Supervisor, Neenah Foundry, Neenah, WI
 Automations Specialist, KI, Green Bay, WI
 Automations Specialist, KI, Manitowoc, WI
 Facility Manager, Society Insurance, Fond du Lac, WI
 Field Service Technician, Totani America Inc, De Pere, WI
 Industrial Controls Technician, Miller Electric Manufacturing Co., Appleton, WI
 Industrial Integration Technician, Madison-Kipp Corp., Madison, WI
 System Technician, Packaging Corporation of America, Wallula, WA
 Welder (Robotic Welding), Fourinox, Green Bay, WI

Note: Salary and work hours are computed from records of respondents working 35 or more hours per week in a job related to their training.

Fox Valley Technical College: 2018 Graduate Employment Research Report of 2016-17 Graduates

Electro-Mechanical Technology

106201

Associate in Applied Science Degree

	Class of 2017 6 Months After Graduation	Class of 2012 6 Months After Graduation	Class of 2012 5 Years After Graduation
Total Number of Graduates	18	13	13
Number Responding	14	11	7
Total Employed	13	9	6
Percent Employed***	100%	82%	100%
Related Employment	12	9	5
Unrelated Employment	1	-	1
Seeking Employment	-	2	-
Not in Labor Market/Student	1	-	1
Employed in the District	8 of 13	5 of 9	3 of 6
Median Annual Salary	43,000	39,550	60,200
Average Annual Salary	46,080 (9)	38,490 (6)	58,720 (4)
Range of Annual Salary	31,200 - 60,000	27,040 - 47,840	50,000 - 64,480
Average Hourly Rate	22.15 (9)	18.50 (6)	28.23 (4)
Average Hours Per Week	44 (9)	45 (9)	42 (5)
Employed Full Time	9	9	5
Employed Part Time	3	-	-
Range of Hours Per Week	35 - 65	40 - 57	40 - 45

*** of those available for employment (number responding minus those not in the labor market)

() = number of graduates responding

Note: Similar job postings can be found under the Automated Manufacturing Systems Technology Associate Degree program.

Job listed in Wisconsin TechConnect	Full-time	Part-time
FVTC District (5 counties):	200	9
New North (FVTC 5 counties + 13 Northeast WI counties):	672	37
Wisconsin:	1,333	61

Actual positions held by 2017 graduates:

Electrical Designer, Alliance Laundry Systems, Ripon, WI
 Engineering Lab Technician 2, Alliance Laundry Systems, Ripon, WI
 Field Service Technician, Fosber, Green Bay, WI
 Industrial Electrician, Oshkosh Door Company, Oshkosh, WI
 Machinist-CNC, Programming, Waupaca Elevator Company, Appleton, WI
 Maintenance Specialist, Community First Credit Union, Neenah, WI
 Maintenance Technician, Arla Foods, Kaukauna, WI
 Maintenance Technician, Bemis Company, Oshkosh, WI

Note: Salary and work hours are computed from records of respondents working 35 or more hours per week in a job related to their training.

Energy & Environmental Engineering Technology

104814

Associate in Applied Science Degree

	Class of 2017 6 Months After Graduation	Class of 2012 6 Months After Graduation	Class of 2012 5 Years After Graduation
Total Number of Graduates	4	1	1
Number Responding	3	1	1
Total Employed	1	1	1
Percent Employed***	50%	100%	100%
Related Employment	-	1	-
Unrelated Employment	1	-	1
Seeking Employment	1	-	-
Not in Labor Market/Student	1	-	-
Employed in the District	1 of 1	1 of 1	1 of 1
Median Annual Salary	-	-	-
Average Annual Salary	-	-	-
Range of Annual Salary	-	-	-
Average Hourly Rate	-	-	-
Average Hours Per Week	-	-	-
Employed Full Time	-	-	-
Employed Part Time	-	1	-
Range of Hours Per Week	-	-	-

*** of those available for employment (number responding minus those not in the labor market)

() = number of graduates responding

Job listed in Wisconsin TechConnect	Full-time	Part-time
FVTC District (5 counties):	4	0
New North (FVTC 5 counties + 13 Northeast WI counties):	4	0
Wisconsin:	6	1

Note: Salary and work hours are computed from records of respondents working 35 or more hours per week in a job related to their training.

Engineering Technology, Electrical

106621

Associate in Applied Science Degree

Official Title: Electrical Engineering Technology

	Class of 2017 6 Months After Graduation	Class of 2012 6 Months After Graduation	Class of 2012 5 Years After Graduation
Total Number of Graduates	6	7	7
Number Responding	4	7	5
Total Employed	1	5	4
Percent Employed***	100%	100%	100%
Related Employment	1	4	3
Unrelated Employment	-	1	1
Seeking Employment	-	-	-
Not in Labor Market/Student	3	2	1
Employed in the District	-	3 of 5	2 of 4
Median Annual Salary	-	-	-
Average Annual Salary	-	41,461 (3)	-
Range of Annual Salary	-	31,200 - 59,904	-
Average Hourly Rate	-	19.93 (3)	-
Average Hours Per Week	-	42 (3)	-
Employed Full Time	1	3	2
Employed Part Time	-	1	1
Range of Hours Per Week	-	40 - 45	40

*** of those available for employment (number responding minus those not in the labor market)

() = number of graduates responding

Note: Similar job postings can be found under the Electronic Engineering Technology Associate Degree program.

Job listed in Wisconsin TechConnect	Full-time	Part-time
FVTC District (5 counties):	41	3
New North (FVTC 5 counties + 13 Northeast WI counties):	102	6
Wisconsin:	347	15

Actual positions held by 2017 graduates:

Electronic Technician III, Canadian Pacific Railway, La Crosse, WI

Note: Salary and work hours are computed from records of respondents working 35 or more hours per week in a job related to their training.

Engineering Technology, Electronic

106057

Associate in Applied Science Degree

Formerly: 106052 - Engineering Electronics Design & Manufacturing

Official Title: Electronic Engineering Technology

	Class of 2017 6 Months After Graduation	Class of 2012 6 Months After Graduation	Class of 2012 5 Years After Graduation
Total Number of Graduates	8	14	14
Number Responding	7	10	7
Total Employed	7	10	7
Percent Employed***	100%	100%	100%
Related Employment	6	5	7
Unrelated Employment	1	5	-
Seeking Employment	-	-	-
Not in Labor Market/Student	-	-	-
Employed in the District	6 of 7	3 of 10	4 of 7
Median Annual Salary	58,000	34,320	49,379
Average Annual Salary	56,120 (5)	39,645 (5)	52,616 (6)
Range of Annual Salary	42,598 - 70,000	33,280 - 59,904	45,760 - 65,000
Average Hourly Rate	26.98 (5)	19.06 (5)	25.30 (6)
Average Hours Per Week	45 (6)	44 (5)	41 (6)
Employed Full Time	6	5	6
Employed Part Time	-	-	1
Range of Hours Per Week	40 - 55	40 - 50	36 - 45

*** of those available for employment (number responding minus those not in the labor market)

() = number of graduates responding

Note: Similar job postings can be found under the Electrical Engineering Technology Associate Degree program.

Job listed in Wisconsin TechConnect	Full-time	Part-time
FVTC District (5 counties):	50	0
New North (FVTC 5 counties + 13 Northeast WI counties):	59	1
Wisconsin:	429	16

Actual positions held by 2017 graduates:

Electrical Engineer - ERM (Entry Level), Faith Technologies, Inc., Menasha, WI
 Electrical Service Specialist, Fabio Perini North America Inc, Green Bay, WI
 Engineering Technician, Miller Electric Manufacturing Co., Appleton, WI
 ICT Technician II, Ducommun Incorporated, Appleton, WI
 Project Coordinator, MaB Technologies, Neenah, WI

Note: Salary and work hours are computed from records of respondents working 35 or more hours per week in a job related to their training.

Industrial Engineering Technology

106231

Associate in Applied Science Degree
Formerly: 106237 - Applied Engineering Technology

	Class of 2017 6 Months After Graduation	Class of 2012* 6 Months After Graduation	Class of 2012* 5 Years After Graduation
Total Number of Graduates	3	19	20
Number Responding	3	14	10
Total Employed	3	11	8
Percent Employed***	100%	79%	100%
Related Employment	3	8	6
Unrelated Employment	-	3	2
Seeking Employment	-	3	-
Not in Labor Market/Student	-	-	2
Employed in the District	2 of 3	5 of 11	3 of 8
Median Annual Salary	-	35,960	66,500
Average Annual Salary	65,667 (3)	34,649 (6)	66,350 (4)
Range of Annual Salary	53,000 - 74,000	24,960 - 41,000	62,400 - 70,000
Average Hourly Rate	31.57 (3)	16.66 (6)	31.90 (4)
Average Hours Per Week	45 (3)	42 (7)	46 (5)
Employed Full Time	3	7	5
Employed Part Time	-	1	1
Range of Hours Per Week	40 - 50	40 - 50	40 - 60

*** of those available for employment (number responding minus those not in the labor market)

() = number of graduates responding

*Variations in state reporting impacts graduate counts.

Job listed in Wisconsin TechConnect	Full-time	Part-time
FVTC District (5 counties):	7	1
New North (FVTC 5 counties + 13 Northeast WI counties):	7	1
Wisconsin:	34	6

Actual positions held by 2017 graduates:

Industrial Engineer, Plexus Corporation, Neenah, WI
Industrial Engineer, Winsert Inc., Marinette, WI
Site Process Engineer II, Plexus Corporation, Neenah, WI

Note: Salary and work hours are computed from records of respondents working 35 or more hours per week in a job related to their training.

Industrial Maintenance Mechanic

314622
Technical Diploma

	Class of 2017 6 Months After Graduation	<i>Class of 2012 6 Months After Graduation</i>	<i>Class of 2012 5 Years After Graduation</i>
Total Number of Graduates	4		
Number Responding	4		
Total Employed	2		
Percent Employed***	100%		
Related Employment	2		
Unrelated Employment	-		
Seeking Employment	-		
Not in Labor Market/Student	2		
Employed in the District	-	<i>This program had no graduates in 2011-12</i>	
Median Annual Salary	-		
Average Annual Salary	-		
Range of Annual Salary	-		
Average Hourly Rate	-		
Average Hours Per Week	-		
Employed Full Time	2		
Employed Part Time	-		
Range of Hours Per Week	40 - 50		

*** of those available for employment (number responding minus those not in the labor market)
() = number of graduates responding

Job listed in Wisconsin TechConnect	Full-time	Part-time
FVTC District (5 counties):	51	1
New North (FVTC 5 counties + 13 Northeast WI counties):	155	7
Wisconsin:	293	27

Actual positions held by 2017 graduates:

Maintenance Mechanic, Bay Valley Foods, LLC, Green bay, Wi

Note: Salary and work hours are computed from records of respondents working 35 or more hours per week in a job related to their training.

Machine Tool Technician

324201
Technical Diploma

	Class of 2017 6 Months After Graduation	Class of 2012* 6 Months After Graduation	Class of 2012* 5 Years After Graduation
Total Number of Graduates	15	12	13
Number Responding	11	11	12
Total Employed	10	10	9
Percent Employed***	100%	100%	100%
Related Employment	9	10	8
Unrelated Employment	1	-	1
Seeking Employment	-	-	-
Not in Labor Market/Student	1	1	3
Employed in the District	8 of 10	10 of 10	9 of 9
Median Annual Salary	40,040	34,840	54,080
Average Annual Salary	40,990 (6)	35,622 (10)	56,333 (6)
Range of Annual Salary	32,947 - 52,000	31,200 - 44,803	41,600 - 81,120
Average Hourly Rate	19.71 (6)	17.13 (10)	27.08 (6)
Average Hours Per Week	46 (8)	46 (10)	44 (6)
Employed Full Time	8	10	6
Employed Part Time	1	-	2
Range of Hours Per Week	40 - 60	40 - 58	40 - 46

*** of those available for employment (number responding minus those not in the labor market)

() = number of graduates responding

*Variations in state reporting impacts graduate counts.

Job listed in Wisconsin TechConnect	Full-time	Part-time
FVTC District (5 counties):	266	18
New North (FVTC 5 counties + 13 Northeast WI counties):	266	18
Wisconsin:	353	19

Actual positions held by 2017 graduates:

CNC Machinist, Fox Valley Tool & Die, Kaukauna, WI
 Iron Maker, Perfect Patterns, Inc., Appleton, WI
 Lathe Operator, American Custom Metal Fabrication, Green Bay, WI
 Machinist, Kingsbury Inc., Oshkosh, WI
 Machinist, Metal Products, Appleton, WI
 Machinist, Miller Electric Manufacturing Co., Appleton, WI
 Production Manager, Arrow Cutting Dies, Appleton, WI

Note: Salary and work hours are computed from records of respondents working 35 or more hours per week in a job related to their training.

Fox Valley Technical College: 2018 Graduate Employment Research Report of 2016-17 Graduates

Mechanical CAD Drafting

316063
Technical Diploma

	Class of 2017 6 Months After Graduation	Class of 2012 6 Months After Graduation	Class of 2012 5 Years After Graduation
Total Number of Graduates	23		
Number Responding	19		
Total Employed	4		
Percent Employed***	67%		
Related Employment	3		
Unrelated Employment	1		
Seeking Employment	2		
Not in Labor Market/Student	13		
Employed in the District	4 of 4		
Median Annual Salary	-		
Average Annual Salary	-		
Range of Annual Salary	-		
Average Hourly Rate	-		
Average Hours Per Week	-		
Employed Full Time	1		
Employed Part Time	2		
Range of Hours Per Week	-		

*This program had
no graduates in 2011-12*

*** of those available for employment (number responding minus those not in the labor market)
() = number of graduates responding

Job listed in Wisconsin TechConnect	Full-time	Part-time
FVTC District (5 counties):	10	2
New North (FVTC 5 counties + 13 Northeast WI counties):	10	2
Wisconsin:	11	2

Actual positions held by 2017 graduates:

Mechanical Technician, AZCO, Inc., Appleton, WI

Note: Salary and work hours are computed from records of respondents working 35 or more hours per week in a job related to their training.

Mechanical Design Technology

106061

Associate in Applied Science Degree

	Class of 2017 6 Months After Graduation	Class of 2012 6 Months After Graduation	Class of 2012 5 Years After Graduation
Total Number of Graduates	20	17	17
Number Responding	14	15	14
Total Employed	11	12	13
Percent Employed***	100%	86%	100%
Related Employment	11	9	9
Unrelated Employment	-	3	4
Seeking Employment	-	2	-
Not in Labor Market/Student	3	1	-
Employed in the District	7 of 11	11 of 12	12 of 13
Median Annual Salary	46,380	41,600	66,000
Average Annual Salary	48,506 (10)	45,000 (7)	62,184 (8)
Range of Annual Salary	39,520 - 76,000	37,600 - 58,000	45,000 - 78,000
Average Hourly Rate	23.32 (10)	21.63 (7)	29.90 (8)
Average Hours Per Week	44 (10)	44 (8)	46 (8)
Employed Full Time	10	8	8
Employed Part Time	1	1	1
Range of Hours Per Week	40 - 50	36 - 50	40 - 52

*** of those available for employment (number responding minus those not in the labor market)

() = number of graduates responding

Note: Similar job postings can be found under the Mechanical CAD Drafting Technical Diploma program.

Job listed in Wisconsin TechConnect	Full-time	Part-time
FVTC District (5 counties):	185	19
New North (FVTC 5 counties + 13 Northeast WI counties):	335	28
Wisconsin:	711	83

Actual positions held by 2017 graduates:

Associate Engineer, Powergrid Solutions Inc., Oshkosh, WI
 CAD Detailer, Hatco Corporation, Sturgeon Bay, WI
 CAD Draftsmen, August Winter & Sons, Appleton, WI
 Design Drafter, Allied Plastics Inc., Twin Lakes, WI
 Designer I, Pierce Manufacturing, Appleton, WI
 Designer, Oshkosh Corporation, Oshkosh, WI
 Designer, Pierce Manufacturing, Menasha, WI
 Engineering Manager, Fourinox, Green Bay, WI
 Structural Designer, Aerotek, Appleton, WI

Note: Salary and work hours are computed from records of respondents working 35 or more hours per week in a job related to their training.

Fox Valley Technical College: 2018 Graduate Employment Research Report of 2016-17 Graduates

Quality Engineering Technology

106239

Associate in Applied Science Degree

	Class of 2017 6 Months After Graduation	<i>Class of 2012 6 Months After Graduation</i>	<i>Class of 2012 5 Years After Graduation</i>
Total Number of Graduates	5		
Number Responding	4		
Total Employed	4		
Percent Employed***	100%		
Related Employment	2		
Unrelated Employment	2		
Seeking Employment	-		
Not in Labor Market/Student	-		
Employed in the District	3 of 4		<i>This program had no graduates in 2011-12</i>
Median Annual Salary	-		
Average Annual Salary	-		
Range of Annual Salary	-		
Average Hourly Rate	-		
Average Hours Per Week	-		
Employed Full Time	2		
Employed Part Time	-		
Range of Hours Per Week	46 - 50		

*** of those available for employment (number responding minus those not in the labor market)

() = number of graduates responding

Job listed in Wisconsin TechConnect	Full-time	Part-time
FVTC District (5 counties):	70	7
New North (FVTC 5 counties + 13 Northeast WI counties):	75	8
Wisconsin:	249	18

Actual positions held by 2017 graduates:

Quality Assurance Lab Technician, Waupaca Foundry, Waupaca, WI
 Quality Manager, United Parcel Service of America, Inc., Oshkosh, WI

Note: Salary and work hours are computed from records of respondents working 35 or more hours per week in a job related to their training.

Safety Engineering Technology

104493

Associate in Applied Science Degree

	Class of 2017 6 Months After Graduation	Class of 2012 6 Months After Graduation	Class of 2012 5 Years After Graduation
Total Number of Graduates	6	10	10
Number Responding	6	9	8
Total Employed	6	6	8
Percent Employed***	100%	67%	100%
Related Employment	3	4	1
Unrelated Employment	3	2	7
Seeking Employment	-	3	-
Not in Labor Market/Student	-	-	-
Employed in the District	3 of 6	3 of 6	5 of 8
Median Annual Salary	-	36,140	-
Average Annual Salary	-	36,780 (4)	-
Range of Annual Salary	-	34,840 - 40,000	-
Average Hourly Rate	-	17.68 (4)	-
Average Hours Per Week	48 (3)	40 (4)	-
Employed Full Time	3	4	1
Employed Part Time	-	-	-
Range of Hours Per Week	40 - 55	40 - 42	-

*** of those available for employment (number responding minus those not in the labor market)
() = number of graduates responding

Job listed in Wisconsin TechConnect	Full-time	Part-time
FVTC District (5 counties):	7	0
New North (FVTC 5 counties + 13 Northeast WI counties):	8	1
Wisconsin:	16	2

Actual positions held by 2017 graduates:

Risk Management Consultant, Secura Insurance, Appleton, WI
Safety Coordinator, Linetec, Wausau, WI
Safety Manager, Milk Products, Chilton, WI

Note: Salary and work hours are computed from records of respondents working 35 or more hours per week in a job related to their training.

Fox Valley Technical College: 2018 Graduate Employment Research Report of 2016-17 Graduates

Supply Chain Management

101821

Associate in Applied Science Degree

	Class of 2017 6 Months After Graduation	Class of 2012 6 Months After Graduation	Class of 2012 5 Years After Graduation
Total Number of Graduates	14	1	1
Number Responding	11	-	-
Total Employed	10	-	-
Percent Employed***	100%	-	-
Related Employment	9	-	-
Unrelated Employment	1	-	-
Seeking Employment	-	-	-
Not in Labor Market/Student	1	-	-
Employed in the District	7 of 10	-	-
Median Annual Salary	35,940	-	-
Average Annual Salary	38,673 (6)	-	-
Range of Annual Salary	34,320 - 55,000	-	-
Average Hourly Rate	18.59 (6)	-	-
Average Hours Per Week	43 (9)	-	-
Employed Full Time	9	-	-
Employed Part Time	-	-	-
Range of Hours Per Week	40 - 53	-	-

*** of those available for employment (number responding minus those not in the labor market)
() = number of graduates responding

Job listed in Wisconsin TechConnect	Full-time	Part-time
FVTC District (5 counties):	76	7
New North (FVTC 5 counties + 13 Northeast WI counties):	179	41
Wisconsin:	377	72

Actual positions held by 2017 graduates:

Bid Coordinator, School Specialty, Inc., Greenville, WI
 Buyer, Fox Valley Coin & Diamonds, Kimberly, WI
 Inventory/Receiving Manager, Nonweiler AP Company, Inc., Oshkosh, WI
 Material Handler, Sturm Foods, Inc., Manawa, WI
 Operations Supervisor, USF Holland, Neenah, WI
 Pricing Coordinator, Werner Electric Supply, Appleton, WI
 Team Leader, KI, Bonduel, WI
 Warehouse Associate, Amazon, Phoenix, AZ

Note: Salary and work hours are computed from records of respondents working 35 or more hours per week in a job related to their training.

Fox Valley Technical College: 2018 Graduate Employment Research Report of 2016-17 Graduates

Technical Studies-Journeyworker

104995

Associate in Applied Science Degree

	Class of 2017 6 Months After Graduation	Class of 2012 6 Months After Graduation	Class of 2012 5 Years After Graduation
Total Number of Graduates	5	4	4
Number Responding	5	4	3
Total Employed	4	4	3
Percent Employed***	100%	100%	100%
Related Employment	4	4	3
Unrelated Employment	-	-	-
Seeking Employment	-	-	-
Not in Labor Market/Student	1	-	-
Employed in the District	4 of 4	4 of 4	3 of 3
Median Annual Salary	-	-	-
Average Annual Salary	-	-	75,545 (3)
Range of Annual Salary	-	-	65,000 - 90,000
Average Hourly Rate	-	-	36.32 (3)
Average Hours Per Week	50 (3)	40 (4)	47 (3)
Employed Full Time	3	4	3
Employed Part Time	1	-	-
Range of Hours Per Week	50	40	45 - 50

*** of those available for employment (number responding minus those not in the labor market)

() = number of graduates responding

Actual positions held by 2017 graduates:

Journeyman Electrician, Suburban Electric, Appleton, WI

Maintenance Group Leader, Albany International, Kaukauna, WI

Service Technician, Suburban Electric, Appleton, WI

Note: Salary and work hours are computed from records of respondents working 35 or more hours per week in a job related to their training.

Fox Valley Technical College: 2018 Graduate Employment Research Report of 2016-17 Graduates

Welding Technology, Industrial

106211

Associate in Applied Science Degree

Formerly: Welding Technician, Industrial

Official Title: Industrial Welding Technology

	Class of 2017 6 Months After Graduation	Class of 2012* 6 Months After Graduation	Class of 2012* 5 Years After Graduation
Total Number of Graduates	8	11	12
Number Responding	4	9	8
Total Employed	4	7	7
Percent Employed***	100%	88%	100%
Related Employment	4	6	6
Unrelated Employment	-	1	1
Seeking Employment	-	1	-
Not in Labor Market/Student	-	1	1
Employed in the District	4 of 4	6 of 7	4 of 7
Median Annual Salary	60,320	33,280	49,442
Average Annual Salary	58,356 (4)	34,582 (5)	48,274 (5)
Range of Annual Salary	42,786 - 70,000	24,960 - 49,670	39,520 - 55,000
Average Hourly Rate	28.06 (4)	16.63 (5)	23.21 (5)
Average Hours Per Week	49 (4)	45 (6)	42 (5)
Employed Full Time	4	6	5
Employed Part Time	-	-	1
Range of Hours Per Week	40 - 60	40 - 55	40 - 45

*** of those available for employment (number responding minus those not in the labor market)

() = number of graduates responding

*Variations in state reporting impacts graduate counts.

Note: Similar job postings can be found under the Production Welding, Metal Fabrication/Welding, and Welding/Metal Fab Technician Technical Diploma programs.

Job listed in Wisconsin TechConnect	Full-time	Part-time
FVTC District (5 counties):	78	0
New North (FVTC 5 counties + 13 Northeast WI counties):	78	0
Wisconsin:	127	3

Actual positions held by 2017 graduates:

Pipe Welder, Local 400, Kaukauna, WI

Welder II, Ariens, Brillion, WI

Welder, Oshkosh Corporation, Oshkosh, WI

Welding Instructor, Fox Valley Technical College, Oshkosh, WI

Note: Salary and work hours are computed from records of respondents working 35 or more hours per week in a job related to their training.

Welding, Production

304421

Technical Diploma

Official Title: Production Welding

	Class of 2017 6 Months After Graduation	Class of 2012 6 Months After Graduation	Class of 2012 5 Years After Graduation
Total Number of Graduates	77	30	30
Number Responding	63	26	12
Total Employed	23	23	11
Percent Employed***	92%	92%	100%
Related Employment	15	19	7
Unrelated Employment	8	4	4
Seeking Employment	2	2	-
Not in Labor Market/Student	38	1	1
Employed in the District	16 of 23	17 of 23	9 of 11
Median Annual Salary	36,740	29,734	52,000
Average Annual Salary	36,225 (8)	30,790 (16)	49,744 (5)
Range of Annual Salary	27,040 - 47,840	24,960 - 43,680	30,000 - 70,000
Average Hourly Rate	17.42 (8)	14.80 (16)	23.92 (5)
Average Hours Per Week	43 (10)	44 (18)	46 (5)
Employed Full Time	10	18	5
Employed Part Time	5	1	2
Range of Hours Per Week	37 - 50	40 - 55	36 - 70

*** of those available for employment (number responding minus those not in the labor market)

() = number of graduates responding

Job listed in Wisconsin TechConnect	Full-time	Part-time
FVTC District (5 counties):	150	1
New North (FVTC 5 counties + 13 Northeast WI counties):	150	1
Wisconsin:	240	1

Actual positions held by 2017 graduates:

Fitter Welder, Seagrave Fire Apparatus LLC, Clintonville, WI
 Laborer, CE Doyle, Campbellsport, WI
 Manual Welder, Pierce Manufacturing, Appleton, WI
 Production Welder, Wire Tech Industrial Filters, Appleton, WI
 Welder, B & H Pattern, Appleton, WI
 Welder, Performance Sheet Metal, Little Chute, WI
 Welder, Tom-Cin Metals, Hortonville, WI
 Welder/Fabricator, New London Engineering, Van Dyne, WI
 Welding Fabricator, Visionary Metals, Appleton, WI
 Welding Trainee, Stainless Piping Specialists, Omro, WI

Note: Salary and work hours are computed from records of respondents working 35 or more hours per week in a job related to their training.

Welding/Metal Fab Technician

326211
Technical Diploma

	Class of 2017 6 Months After Graduation	<i>Class of 2012 6 Months After Graduation</i>	<i>Class of 2012 5 Years After Graduation</i>
Total Number of Graduates	5		
Number Responding	2		
Total Employed	1		
Percent Employed***	100%		
Related Employment	1		
Unrelated Employment	-		
Seeking Employment	-		
Not in Labor Market/Student	1		
Employed in the District	1 of 1		<i>This program had no graduates in 2011-12</i>
Median Annual Salary	-		
Average Annual Salary	-		
Range of Annual Salary	-		
Average Hourly Rate	-		
Average Hours Per Week	-		
Employed Full Time	1		
Employed Part Time	-		
Range of Hours Per Week	-		

*** of those available for employment (number responding minus those not in the labor market)

() = number of graduates responding

Note: Similar job postings can be found under the Production Welding and Metal Fabrication/Welding Technical Diploma programs.

Job listed in Wisconsin TechConnect	Full-time	Part-time
FVTC District (5 counties):	49	4
New North (FVTC 5 counties + 13 Northeast WI counties):	49	4
Wisconsin:	68	4

Actual positions held by 2017 graduates:

Fabricator, Quality Custom Metal Fabrication, Neenah, WI

Note: Salary and work hours are computed from records of respondents working 35 or more hours per week in a job related to their training.

Welding/Metal Fabrication

314571

Technical Diploma

Official Title: Metal Fabrication/Welding

	Class of 2017 6 Months After Graduation	Class of 2012* 6 Months After Graduation	Class of 2012* 5 Years After Graduation
Total Number of Graduates	38	29	31
Number Responding	30	22	15
Total Employed	17	21	12
Percent Employed***	89%	95%	92%
Related Employment	13	20	11
Unrelated Employment	4	1	1
Seeking Employment	2	1	1
Not in Labor Market/Student	11	-	2
Employed in the District	15 of 17	15 of 21	10 of 12
Median Annual Salary	29,120	30,940	49,920
Average Annual Salary	28,526 (7)	33,973 (18)	55,700 (11)
Range of Annual Salary	20,800 - 31,200	20,800 - 99,840	34,840 - 83,200
Average Hourly Rate	13.71 (7)	16.33 (18)	26.78 (11)
Average Hours Per Week	45 (9)	46 (18)	45 (11)
Employed Full Time	9	18	11
Employed Part Time	4	2	-
Range of Hours Per Week	35 - 65	40 - 65	40 - 55

*** of those available for employment (number responding minus those not in the labor market)

() = number of graduates responding

*Variations in state reporting impacts graduate counts.

Note: Similar job postings can be found under the Production Welding Technical Diploma program.

Job listed in Wisconsin TechConnect	Full-time	Part-time
FVTC District (5 counties):	42	4
New North (FVTC 5 counties + 13 Northeast WI counties):	42	4
Wisconsin:	132	16

Actual positions held by 2017 graduates:

- Fabricator Technician, Casper Truck Equipment, Little Chute, WI
- Machine Operator, SMC Metal Fabricators, Oshkosh, WI
- Pipe Welder/Fitter, Appleton Coated, Combined Locks, WI
- Production Welder, Wire Tech Industries Filters, Appleton, WI
- Tube Dropper, PoppingFUN, Neenah, WI
- Welder, Performance Sheet Metal, Little Chute, WI
- Welder/ Fabricator, New London Engineering, New London, WI
- Welder/Fabricator, Marvin Metals, Waupaca, WI

Note: Salary and work hours are computed from records of respondents working 35 or more hours per week in a job related to their training.

Public Safety Programs



Programs with **100%** graduate employment:

- Criminal Justice Studies
- Emergency Medical Technician (EMT) - Paramedic
- Security and Asset Protection

	Classes of 2015, 2016 & 2017 6 months after graduation		Classes of 2010, 2011 & 2012 5 years after graduation	
	Average Hourly Rate	Average Annual Wage	Average Hourly Rate	Average Annual Wage
Criminal Justice - Law Enforcement 720 Academy	\$23.78	\$49,471	\$28.25	\$58,760
Criminal Justice Studies	\$19.34	\$40,230	\$24.60	\$51,174
Emergency Medical Technician	\$13.65	\$28,400	\$18.87	\$39,251
Emergency Medical Technician - Paramedic	\$19.13	\$39,795	\$23.37	\$48,617
Fire Protection Technician	\$20.25	\$42,112	\$24.70	\$51,366
Paramedic Technician	\$16.06	\$33,401	\$24.22	\$50,387
Security and Asset Protection	\$17.72	\$36,865	-	-

\$28,400 - \$49,471

average salary range
of a graduate
6 months after graduation



\$39,251 - \$58,760

average salary range
of a graduate
5 years after graduation



Criminal Justice - Law Enforcement 720 Academy

305042

Technical Diploma

Formerly: 305041 - Criminal Justice - Law Enforcement 520 Academy

	Class of 2017 6 Months After Graduation	Class of 2012 6 Months After Graduation	Class of 2012 5 Years After Graduation
Total Number of Graduates	73	103	103
Number Responding	50	94	58
Total Employed	45	85	52
Percent Employed***	90%	91%	98%
Related Employment	42	71	42
Unrelated Employment	3	14	10
Seeking Employment	5	8	1
Not in Labor Market/Student	-	1	1
Employed in the District	18 of 45	43 of 85	22 of 52
Median Annual Salary	50,794	45,099	62,400
Average Annual Salary	51,685 (34)	43,113 (40)	62,221 (30)
Range of Annual Salary	41,059 - 62,000	19,240 - 59,218	44,158 - 79,872
Average Hourly Rate	24.85 (34)	20.73 (40)	29.91 (30)
Average Hours Per Week	44 (34)	41 (49)	44 (33)
Employed Full Time	34	49	33
Employed Part Time	8	22	9
Range of Hours Per Week	36 - 65	35 - 50	40 - 60

*** of those available for employment (number responding minus those not in the labor market)

() = number of graduates responding

Job listed in Wisconsin TechConnect	Full-time	Part-time
FVTC District (5 counties):	5	10
New North (FVTC 5 counties + 13 Northeast WI counties):	6	20
Wisconsin:	25	20

Actual positions held by 2017 graduates:

Corrections Officer, Brown County Jail, Green Bay, WI
 Corrections Officer/Boat Patrol, Green Lake County Correctional Facility, Green Lake, WI
 Deputy Sheriff, Kenosha County Sheriff's Department, Kenosha, WI
 Deputy Sheriff, Langlade County Sheriff's Office, Antigo, WI (2)
 Deputy Sheriff, Waukesha County Sheriff's Department, Waukesha, WI
 Deputy, Winnebago County Sheriff's Office, Oshkosh, WI
 Deputy, Winnebago County Sheriff's Office, Oshkosh, WI
 Patrol Deputy, Brown County Sheriff's Office, Green Bay, WI
 Patrol Officer, City of De Pere Police Department, De Pere, WI
 Patrol Officer, Oshkosh Police Department, Oshkosh, WI
 Police Officer, Appleton Police Department, Appleton, WI (4)
 Police Officer, City of Menasha Police Department, Menasha, WI
 Police Officer, City of Oshkosh Police Officer, Oshkosh, WI
 Police Officer, City of Sheboygan, Sheboygan, WI
 Police Officer, City of Stevens Point, Stevens Point, WI
 Police Officer, Cottage Grove Police Department, Cottage Grove, WI
 Police Officer, Germantown Police Department, Germantown, WI
 Police Officer, Green Bay Police Department, Green Bay, WI
 Police Officer, Kenosha County Police Department, Kenosha, WI
 Police Officer, Kenosha County, Kenosha, WI
 Police Officer, Manitowoc Police Department, Manitowoc, WI
 Police Officer, Neenah Police Department, Neenah, WI (2)
 Police Officer, Oshkosh Police Department, Oshkosh, WI
 Police Officer, University of Wisconsin Oshkosh, Oshkosh, WI (2)
 Sheriff Deputy, Kenosha County Sheriff's Department, Kenosha, WI

Note: Salary and work hours are computed from records of respondents working 35 or more hours per week in a job related to their training.

Criminal Justice Studies

105045

Associate in Applied Science Degree
Formerly: 105041 - Criminal Justice - Law Enforcement

	Class of 2017 6 Months After Graduation	Class of 2012* 6 Months After Graduation	Class of 2012* 5 Years After Graduation
Total Number of Graduates	78	121	122
Number Responding	53	95	67
Total Employed	42	72	56
Percent Employed***	100%	84%	98%
Related Employment	28	38	33
Unrelated Employment	14	34	23
Seeking Employment	-	14	1
Not in Labor Market/Student	11	9	7
Employed in the District	17 of 42	40 of 72	19 of 56
Median Annual Salary	48,000	30,971	52,000
Average Annual Salary	46,257 (14)	34,536 (18)	52,079 (21)
Range of Annual Salary	30,971 - 62,400	19,240 - 50,000	33,280 - 72,800
Average Hourly Rate	22.24 (14)	16.60 (18)	25.04 (21)
Average Hours Per Week	43 (16)	42 (22)	45 (26)
Employed Full Time	16	22	26
Employed Part Time	12	16	7
Range of Hours Per Week	40 - 60	35 - 75	38 - 60

*** of those available for employment (number responding minus those not in the labor market)

() = number of graduates responding

*Variations in state reporting impacts graduate counts.

Job listed in Wisconsin TechConnect	Full-time	Part-time
FVTC District (5 counties):	50	29
New North (FVTC 5 counties + 13 Northeast WI counties):	70	108
Wisconsin:	210	221

Actual positions held by 2017 graduates:

Community Service Officer, Appleton Police Department, Appleton, WI
 Corrections Officer, Green Bay Correctional Institution, Green Bay, WI
 Corrections Officer, Redgranite Correctional Institution, Redgranite, WI
 Deputy Sheriff, Marquette County Sheriff's Office, Montello, WI
 Patrol Officer, City of Oshkosh, Oshkosh, WI
 Patrol Officer, Neenah Police Department, Neenah, WI
 Police Officer, Brookfield Police Department, Brookfield, WI
 Police Officer, City of Menasha Police Department, Menasha, WI
 Police Officer, City of Neenah, Neenah, WI
 Police Officer, City of Oshkosh, Oshkosh, WI
 Police Officer, Neenah Police Department, Neenah, WI
 Police Officer, Waupaca County Sheriff, Waupaca, WI
 Security Officer, Associated Bank, Stevens Point, WI
 Security Officer, G4s Secure Solutions, Green Bay, WI
 Treatment Specialist, State of Wisconsin-Department of Correct, Oshkosh, WI

Note: Salary and work hours are computed from records of respondents working 35 or more hours per week in a job related to their training.

Emergency Medical Technician

305313

Technical Diploma

Formerly: Emergency Medical Technician - Basic

	Class of 2017 6 Months After Graduation	Class of 2012* 6 Months After Graduation	Class of 2012* 5 Years After Graduation
Total Number of Graduates	96	96	97
Number Responding	77	69	48
Total Employed	29	46	40
Percent Employed***	94%	92%	98%
Related Employment	18	14	15
Unrelated Employment	11	32	25
Seeking Employment	2	4	1
Not in Labor Market/Student	46	19	5
Employed in the District	10 of 29	23 of 46	19 of 40
Median Annual Salary	29,120	31,200	40,040
Average Annual Salary	28,698 (9)	32,376 (5)	41,535 (9)
Range of Annual Salary	12,000 - 50,000	11,398 - 55,000	28,226 - 58,240
Average Hourly Rate	13.80 (9)	15.57 (5)	19.97 (9)
Average Hours Per Week	57 (12)	53 (7)	50 (10)
Employed Full Time	12	7	10
Employed Part Time	6	7	5
Range of Hours Per Week	36 - 80	40 - 75	36 - 80

*** of those available for employment (number responding minus those not in the labor market)

() = number of graduates responding

*Variations in state reporting impacts graduate counts.

Note: Some graduates from this program volunteer their services while others are paid on a per call basis.

Job listed in Wisconsin TechConnect	Full-time	Part-time
FVTC District (5 counties):	0	0
New North (FVTC 5 counties + 13 Northeast WI counties):	0	14
Wisconsin:	31	33

Actual positions held by 2017 graduates:

Emergency Medical Technician Basic, Paratech Ambulance Service, Milwaukee, WI
 Emergency Medical Technician, Bell Ambulance, Milwaukee, WI (4)
 Emergency Medical Technician, Berlin Ambulance Services, Berlin, WI
 Emergency Medical Technician, Camp Douglas Rescue, Camp Douglas, WI
 Emergency Medical Technician, Medicare - Paratech, Milwaukee, WI
 Firefighter/EMT, City of La Crosse Fire Department, La Crosse, WI

Note: Salary and work hours are computed from records of respondents working 35 or more hours per week in a job related to their training.

Emergency Medical Technician - Paramedic

315311
Technical Diploma

	Class of 2017 6 Months After Graduation	Class of 2012* 6 Months After Graduation	Class of 2012* 5 Years After Graduation
Total Number of Graduates	15	18	19
Number Responding	9	16	10
Total Employed	9	15	7
Percent Employed***	100%	100%	88%
Related Employment	7	9	5
Unrelated Employment	2	6	2
Seeking Employment	-	-	1
Not in Labor Market/Student	-	1	2
Employed in the District	3 of 9	5 of 15	4 of 7
Median Annual Salary	45,947	27,560	64,000
Average Annual Salary	43,772 (5)	26,865 (5)	63,740 (4)
Range of Annual Salary	28,434 - 54,000	21,840 - 29,806	50,960 - 76,000
Average Hourly Rate	21.04 (5)	12.92 (5)	30.64 (4)
Average Hours Per Week	53 (5)	46 (5)	55 (4)
Employed Full Time	5	5	4
Employed Part Time	2	4	1
Range of Hours Per Week	40 - 72	36 - 56	53 - 56

*** of those available for employment (number responding minus those not in the labor market)

() = number of graduates responding

*Variations in state reporting impacts graduate counts.

Job listed in Wisconsin TechConnect	Full-time	Part-time
FVTC District (5 counties):	0	6
New North (FVTC 5 counties + 13 Northeast WI counties):	6	15
Wisconsin:	19	24

Actual positions held by 2017 graduates:

EMT - Paramedic, Gold Cross Ambulance Service, Menasha, WI
 Firefighter, West Allis Fire Department, West Allis, WI
 Firefighter/Paramedic, Marshfield Fire and Rescue Department, Marshfield, WI
 Paramedic, Mercy Medical Center, Oshkosh, WI
 Probationary Firefighter, Grand Chute Fire Department, Grand Chute, WI

Note: Salary and work hours are computed from records of respondents working 35 or more hours per week in a job related to their training.

Fire Protection Technician

105032

Associate in Applied Science Degree

	Class of 2017 6 Months After Graduation	Class of 2012 6 Months After Graduation	Class of 2012 5 Years After Graduation
Total Number of Graduates	27	47	47
Number Responding	20	36	26
Total Employed	11	27	24
Percent Employed***	79%	87%	100%
Related Employment	9	13	19
Unrelated Employment	2	14	5
Seeking Employment	3	4	-
Not in Labor Market/Student	6	5	1
Employed in the District	2 of 11	11 of 27	8 of 24
Median Annual Salary	48,000	33,600	54,500
Average Annual Salary	49,000 (4)	32,631 (7)	55,540 (16)
Range of Annual Salary	40,000 - 60,000	23,400 - 45,000	25,688 - 75,000
Average Hourly Rate	23.56 (4)	15.69 (7)	26.70 (16)
Average Hours Per Week	60 (6)	48 (8)	55 (18)
Employed Full Time	6	8	18
Employed Part Time	3	5	1
Range of Hours Per Week	48 - 75	37 - 56	40 - 76

*** of those available for employment (number responding minus those not in the labor market)
() = number of graduates responding

Job listed in Wisconsin TechConnect	Full-time	Part-time
FVTC District (5 counties):	52	0
New North (FVTC 5 counties + 13 Northeast WI counties):	52	3
Wisconsin:	90	69

Actual positions held by 2017 graduates:

- EMT, Bell Ambulance, Milwaukee, WI
- Firefighter, City of Oshkosh, Oshkosh, WI
- Firefighter/EMT, City of La Crosse Fire Department, La Crosse, WI
- Firefighter/Paramedic, Ennis Fire, Ennis, TX
- Firefighter/Paramedic, Marshfield Fire and Rescue Department, Marshfield, WI
- Public Safety Officer, ProTech Services, Appleton, WI

Note: Salary and work hours are computed from records of respondents working 35 or more hours per week in a job related to their training.

Forensic Science

105044

Associate in Applied Science Degree

	Class of 2017 6 Months After Graduation	Class of 2012 6 Months After Graduation	Class of 2012 5 Years After Graduation
Total Number of Graduates	15	1	1
Number Responding	11	1	1
Total Employed	7	1	1
Percent Employed***	78%	100%	100%
Related Employment	1	-	-
Unrelated Employment	6	1	1
Seeking Employment	2	-	-
Not in Labor Market/Student	2	-	-
Employed in the District	2 of 7	-	-
Median Annual Salary	-	-	-
Average Annual Salary	-	-	-
Range of Annual Salary	-	-	-
Average Hourly Rate	-	-	-
Average Hours Per Week	-	-	-
Employed Full Time	-	-	-
Employed Part Time	1	-	-
Range of Hours Per Week	-	-	-

*** of those available for employment (number responding minus those not in the labor market)
() = number of graduates responding

Job listed in Wisconsin TechConnect	Full-time	Part-time
FVTC District (5 counties):	0	0
New North (FVTC 5 counties + 13 Northeast WI counties):	1	1
Wisconsin:	1	2

Note: Salary and work hours are computed from records of respondents working 35 or more hours per week in a job related to their training.

Paramedic Technician

105311

Associate in Applied Science Degree

	Class of 2017 6 Months After Graduation	Class of 2012 6 Months After Graduation	Class of 2012 5 Years After Graduation
Total Number of Graduates	2	2	2
Number Responding	2	2	-
Total Employed	2	2	-
Percent Employed***	100%	100%	-
Related Employment	2	1	-
Unrelated Employment	-	1	-
Seeking Employment	-	-	-
Not in Labor Market/Student	-	-	-
Employed in the District	1 of 2	2 of 2	-
Median Annual Salary	-	-	-
Average Annual Salary	-	-	-
Range of Annual Salary	-	-	-
Average Hourly Rate	-	-	-
Average Hours Per Week	-	-	-
Employed Full Time	2	1	-
Employed Part Time	-	-	-
Range of Hours Per Week	70 - 80	-	-

*** of those available for employment (number responding minus those not in the labor market)
() = number of graduates responding

Job listed in Wisconsin TechConnect	Full-time	Part-time
FVTC District (5 counties):	1	4
New North (FVTC 5 counties + 13 Northeast WI counties):	1	4
Wisconsin:	5	13

Actual positions held by 2017 graduates:

Paramedic, Bay Area Medical Center, Marinette, WI
Paramedic, Gold Cross Ambulance Service, Neenah, WI

Note: Salary and work hours are computed from records of respondents working 35 or more hours per week in a job related to their training.

Security and Asset Protection

105043

Associate in Applied Science Degree

Formerly: Homeland Security and Asset Protection Management

	Class of 2017 6 Months After Graduation	<i>Class of 2012 6 Months After Graduation</i>	<i>Class of 2012 5 Years After Graduation</i>
Total Number of Graduates	4		
Number Responding	1		
Total Employed	1		
Percent Employed***	100%		
Related Employment	1		
Unrelated Employment	-		
Seeking Employment	-		
Not in Labor Market/Student	-		
Employed in the District	-		
Median Annual Salary	-		
Average Annual Salary	-		
Range of Annual Salary	-		
Average Hourly Rate	-		
Average Hours Per Week	-		
Employed Full Time	1		
Employed Part Time	-		
Range of Hours Per Week	-		

*This program had
no graduates in 2011-12*

*** of those available for employment (number responding minus those not in the labor market)
() = number of graduates responding

Job listed in Wisconsin TechConnect	Full-time	Part-time
FVTC District (5 counties):	18	29
New North (FVTC 5 counties + 13 Northeast WI counties):	21	37
Wisconsin:	95	69

Actual positions held by 2017 graduates:

Loss Prevention Supervisor, White Lodging, Austin, TX

Note: Salary and work hours are computed from records of respondents working 35 or more hours per week in a job related to their training.

Service Programs



Programs with **100%** graduate employment:

- Early Childhood Education
- Medical Administrative Professional
- Medical Office Assistant
- Therapeutic Massage

	Classes of 2015, 2016 & 2017 6 months after graduation		Classes of 2010, 2011 & 2012 5 years after graduation	
	Average Hourly Rate	Average Annual Wage	Average Hourly Rate	Average Annual Wage
Culinary Arts	\$14.28	\$29,712	\$20.49	\$42,627
Early Childhood Education	\$10.75	\$22,358	\$14.93	\$31,045
Food Service Production	\$13.24	\$27,540	-	-
Hospitality Management	\$14.58	\$30,331	\$20.16	\$41,927
Interior Design	\$13.83	\$28,764	\$19.71	\$40,989
Interior Design – Kitchen & Bath Design	\$14.51	\$30,173	-	-
Medical Administrative Professional	\$13.72	\$28,538	\$19.48	\$40,525
Medical Office Assistant	\$13.25	\$27,567	\$19.09	\$39,699
Meeting & Event Management	\$16.60	\$34,529	\$25.69	\$53,435

\$22,358 - \$34,529

average salary range
of a graduate
6 months after graduation



\$31,045 - \$53,435

average salary range
of a graduate
5 years after graduation



Culinary Arts

103161

Associate in Applied Science Degree

	Class of 2017 6 Months After Graduation	Class of 2012* 6 Months After Graduation	Class of 2012* 5 Years After Graduation
Total Number of Graduates	28	30	33
Number Responding	19	26	18
Total Employed	15	21	15
Percent Employed***	94%	88%	100%
Related Employment	14	19	11
Unrelated Employment	1	2	4
Seeking Employment	1	3	-
Not in Labor Market/Student	3	2	-
Employed in the District	10 of 15	10 of 21	5 of 15
Median Annual Salary	27,040	23,920	45,000
Average Annual Salary	33,047 (8)	24,659 (17)	43,777 (7)
Range of Annual Salary	22,880 - 65,000	17,680 - 40,000	37,440 - 50,000
Average Hourly Rate	15.89 (8)	11.86 (17)	21.05 (7)
Average Hours Per Week	47 (9)	41 (18)	52 (9)
Employed Full Time	9	18	9
Employed Part Time	5	1	2
Range of Hours Per Week	37 - 60	35 - 55	40 - 60

*** of those available for employment (number responding minus those not in the labor market)

() = number of graduates responding

*Variations in state reporting impacts graduate counts.

Note: Similar job postings can be found under the Food Service Production Technical Diploma program.

Job listed in Wisconsin TechConnect	Full-time	Part-time
FVTC District (5 counties):	169	231
New North (FVTC 5 counties + 13 Northeast WI counties):	259	369
Wisconsin:	761	947

Actual positions held by 2017 graduates:

Cook, Waverly Beach, Menasha, WI
 Culinary Director, Aspire Senior Living, Kimberly, WI
 Food Sales, Food Marketing Services, Pewaukee, WI
 Grill Chef / Line Cook, Copper State Brewing Company, Green Bay, WI
 Line Chef, Gingerootz Asian Grille, Appleton, WI
 Line Cook, L'Etoile, Madison, WI
 Line Cook, Red Eye Brewing Company, Wausau, WI
 Pastry Chef, SAP, Appleton, WI

Note: Salary and work hours are computed from records of respondents working 35 or more hours per week in a job related to their training.

Fox Valley Technical College: 2018 Graduate Employment Research Report of 2016-17 Graduates

Early Childhood Education

103071

Associate in Applied Science Degree

	Class of 2017 6 Months After Graduation	Class of 2012 6 Months After Graduation	Class of 2012 5 Years After Graduation
Total Number of Graduates	35	47	47
Number Responding	24	40	22
Total Employed	21	36	17
Percent Employed***	100%	97%	100%
Related Employment	19	36	12
Unrelated Employment	2	-	5
Seeking Employment	-	1	-
Not in Labor Market/Student	3	3	4
Employed in the District	18 of 21	32 of 36	11 of 17
Median Annual Salary	23,400	20,280	30,000
Average Annual Salary	23,742 (13)	21,241 (24)	29,130 (9)
Range of Annual Salary	19,760 - 29,120	15,000 - 31,200	24,170 - 32,032
Average Hourly Rate	11.41 (13)	10.21 (24)	14.00 (9)
Average Hours Per Week	42 (15)	40 (28)	43 (11)
Employed Full Time	15	28	11
Employed Part Time	4	8	1
Range of Hours Per Week	35 - 55	35 - 50	40 - 55

*** of those available for employment (number responding minus those not in the labor market)

() = number of graduates responding

Job listed in Wisconsin TechConnect	Full-time	Part-time
FVTC District (5 counties):	138	300
New North (FVTC 5 counties + 13 Northeast WI counties):	375	506
Wisconsin:	1,383	1,719

Actual positions held by 2017 graduates:

Assistant Teacher, Davis Child Care Center, Oshkosh, WI
 Assistant Teacher, Fox Valley Technical College, Appleton, WI
 Care Professional, Merrill Elementary, Oshkosh, WI
 Family Childcare Provider, Maggie's Family Child Care, Appleton, WI
 Lead Infant Teacher, Young Child Development Center, Appleton, WI
 Lead Teacher, Kidzland Childcare Center LLC, Little Chute, WI
 Lead Teacher, Learning Tree LLC, Janesville, WI
 Night Manager, Gerber Child Development Center, Kaukauna, WI
 Preschool Teacher, Learning Center Daycare, Winneconne, WI
 Teacher, Apple Tree Connections, Appleton, WI
 Teacher, Little Inspirations Childcare Center, Menasha, WI
 Teacher, Paul Oliver Memorial Hospital, Frankfort, MI
 Teacher, University of Wisconsin Oshkosh, Oshkosh, WI
 Teacher, Young Child Development Center, Appleton, WI

Note: Salary and work hours are computed from records of respondents working 35 or more hours per week in a job related to their training.

Fox Valley Technical College: 2018 Graduate Employment Research Report of 2016-17 Graduates

Food Service Production

313032
Technical Diploma

	Class of 2017 6 Months After Graduation	Class of 2012 6 Months After Graduation	Class of 2012 5 Years After Graduation
Total Number of Graduates	39	1	1
Number Responding	32	1	1
Total Employed	8	-	-
Percent Employed***	89%	-	-
Related Employment	7	-	-
Unrelated Employment	1	-	-
Seeking Employment	1	-	-
Not in Labor Market/Student	23	1	-
Employed in the District	5 of 8	-	-
Median Annual Salary	23,920	-	-
Average Annual Salary	24,960 (4)	-	-
Range of Annual Salary	22,880 - 29,120	-	-
Average Hourly Rate	12.00 (4)	-	-
Average Hours Per Week	42 (4)	-	-
Employed Full Time	4	-	-
Employed Part Time	3	-	-
Range of Hours Per Week	37 - 50	-	-

*** of those available for employment (number responding minus those not in the labor market)
() = number of graduates responding

Job listed in Wisconsin TechConnect	Full-time	Part-time
FVTC District (5 counties):	31	49
New North (FVTC 5 counties + 13 Northeast WI counties):	54	70
Wisconsin:	275	417

Actual positions held by 2017 graduates:

Cook, Waverly Beach, Menasha, WI
 Grill Chef / Line Cook, Copper State Brewing Company, Green Bay, WI
 Line Cook, Red Eye Brewing Company, Wausau, WI
 Pastry Chef, SAP, Appleton, WI

Note: Salary and work hours are computed from records of respondents working 35 or more hours per week in a job related to their training.

Hospitality Management

101092

Associate in Applied Science Degree
Formerly: Hotel and Restaurant Management

	Class of 2017 6 Months After Graduation	Class of 2012* 6 Months After Graduation	Class of 2012* 5 Years After Graduation
Total Number of Graduates	24	10	11
Number Responding	16	6	8
Total Employed	14	5	7
Percent Employed***	93%	83%	100%
Related Employment	13	4	4
Unrelated Employment	1	1	3
Seeking Employment	1	1	-
Not in Labor Market/Student	1	-	-
Employed in the District	10 of 14	2 of 5	1 of 7
Median Annual Salary	31,200	-	-
Average Annual Salary	31,274 (7)	23,920 (3)	49,000 (3)
Range of Annual Salary	22,880 - 43,000	20,800 - 29,120	41,000 - 61,000
Average Hourly Rate	15.04 (7)	11.50 (3)	23.56 (3)
Average Hours Per Week	44 (8)	41 (3)	54 (3)
Employed Full Time	8	3	3
Employed Part Time	5	1	1
Range of Hours Per Week	35 - 50	36 - 48	47 - 60

*** of those available for employment (number responding minus those not in the labor market)

() = number of graduates responding

*Variations in state reporting impacts graduate counts.

Job listed in Wisconsin TechConnect	Full-time	Part-time
FVTC District (5 counties):	48	53
New North (FVTC 5 counties + 13 Northeast WI counties):	90	86
Wisconsin:	434	625

Actual positions held by 2017 graduates:

Cook, Waverly Beach, Menasha, WI
Culinary Director, Aspire Senior Living, Kimberly, WI
Department Manager, Tamara's the Cake Guru, Appleton, WI
Front Desk Agent, Residence Inn by Marriott Appleton, Appleton, WI
Grill Chef / Line Cook, Copper State Brewing Company, Green Bay, WI
Restaurant Manager, Chalice Inc, Oshkosh, WI
Sauté Cook, Bellerive Country Club, St Louis, MO

Note: Salary and work hours are computed from records of respondents working 35 or more hours per week in a job related to their training.

Fox Valley Technical College: 2018 Graduate Employment Research Report of 2016-17 Graduates

Interior Design

103041

Associate in Applied Science Degree

	Class of 2017 6 Months After Graduation	Class of 2012 6 Months After Graduation	Class of 2012 5 Years After Graduation
Total Number of Graduates	14	16	16
Number Responding	12	14	4
Total Employed	9	9	3
Percent Employed***	90%	75%	100%
Related Employment	8	6	1
Unrelated Employment	1	3	2
Seeking Employment	1	3	-
Not in Labor Market/Student	2	2	1
Employed in the District	3 of 9	4 of 9	1 of 3
Median Annual Salary	32,240	-	-
Average Annual Salary	32,620 (4)	-	-
Range of Annual Salary	26,000 - 40,000	-	-
Average Hourly Rate	15.68 (4)	-	-
Average Hours Per Week	40 (4)	-	-
Employed Full Time	4	2	1
Employed Part Time	4	4	-
Range of Hours Per Week	39 - 40	35 - 40	-

*** of those available for employment (number responding minus those not in the labor market)

() = number of graduates responding

Note: Salaries include commission but exclude bonuses or product discounts associated with sales positions.

Job listed in Wisconsin TechConnect	Full-time	Part-time
FVTC District (5 counties):	50	15
New North (FVTC 5 counties + 13 Northeast WI counties):	69	23
Wisconsin:	128	73

Actual positions held by 2017 graduates:

AutoCAD Technician, KI, Green Bay, WI
 Design Professional, Home Interiors, Green Bay, WI
 Interior Designer, Knox Furniture Gallery, Neenah, WI

Note: Salary and work hours are computed from records of respondents working 35 or more hours per week in a job related to their training.

Interior Design – Kitchen & Bath Design

103043

Associate in Applied Science Degree

	Class of 2017 6 Months After Graduation	<i>Class of 2012 6 Months After Graduation</i>	<i>Class of 2012 5 Years After Graduation</i>
Total Number of Graduates	6		
Number Responding	4		
Total Employed	3		
Percent Employed***	75%		
Related Employment	3		
Unrelated Employment	-		
Seeking Employment	1		
Not in Labor Market/Student	-		
Employed in the District	-		<i>This program had no graduates in 2011-12</i>
Median Annual Salary	-		
Average Annual Salary	-		
Range of Annual Salary	-		
Average Hourly Rate	-		
Average Hours Per Week	-		
Employed Full Time	2		
Employed Part Time	1		
Range of Hours Per Week	44 - 45		

*** of those available for employment (number responding minus those not in the labor market)

() = number of graduates responding

Note: Salaries include commission but exclude bonuses or product discounts associated with sales positions.

Job listed in Wisconsin TechConnect	Full-time	Part-time
FVTC District (5 counties):	1	5
New North (FVTC 5 counties + 13 Northeast WI counties):	5	6
Wisconsin:	9	8

Actual positions held by 2017 graduates:

Designer, Cabinet Creations, Luxemburg, WI

Kitchen and Bath Designer, Feltz Lumber, Stevens Point, WI

Note: Salary and work hours are computed from records of respondents working 35 or more hours per week in a job related to their training.

Medical Administrative Professional

101602

Associate in Applied Science Degree

	Class of 2017 6 Months After Graduation	Class of 2012 6 Months After Graduation	Class of 2012 5 Years After Graduation
Total Number of Graduates	6	80	80
Number Responding	5	66	36
Total Employed	5	51	27
Percent Employed***	100%	82%	100%
Related Employment	5	33	15
Unrelated Employment	-	18	12
Seeking Employment	-	11	-
Not in Labor Market/Student	-	4	6
Employed in the District	4 of 5	43 of 51	22 of 27
Median Annual Salary	30,982	25,480	37,440
Average Annual Salary	30,441 (4)	26,576 (21)	35,741 (9)
Range of Annual Salary	25,480 - 34,320	20,800 - 35,360	21,320 - 45,760
Average Hourly Rate	14.63 (4)	12.78 (21)	17.18 (9)
Average Hours Per Week	39 (4)	40 (22)	41 (12)
Employed Full Time	4	22	12
Employed Part Time	1	11	3
Range of Hours Per Week	35 - 40	37 - 42	37 - 50

*** of those available for employment (number responding minus those not in the labor market)

() = number of graduates responding

Note: Similar job postings can be found under the Medical Office Assistant Technical Diploma program.

Job listed in Wisconsin TechConnect	Full-time	Part-time
FVTC District (5 counties):	50	31
New North (FVTC 5 counties + 13 Northeast WI counties):	53	31
Wisconsin:	191	48

Actual positions held by 2017 graduates:

Health Information, Aurora Health Care, Oshkosh, WI

Medical Office Assistant, Northeast Wisconsin Foot & Ankle Associates, Appleton, WI

Patient Service Representative, Aurora Health Care, Menomonee Falls, WI

Receptionist, Children's Dental Health Center SC, Appleton, WI

Note: Salary and work hours are computed from records of respondents working 35 or more hours per week in a job related to their training.

Fox Valley Technical College: 2018 Graduate Employment Research Report of 2016-17 Graduates

Medical Office Assistant

311602
Technical Diploma

	Class of 2017 6 Months After Graduation	Class of 2012* 6 Months After Graduation	Class of 2012* 5 Years After Graduation
Total Number of Graduates	18	41	40
Number Responding	13	36	20
Total Employed	7	30	16
Percent Employed***	100%	91%	100%
Related Employment	5	20	8
Unrelated Employment	2	10	8
Seeking Employment	-	3	-
Not in Labor Market/Student	6	3	2
Employed in the District	4 of 7	24 of 30	11 of 16
Median Annual Salary	-	22,880	30,080
Average Annual Salary	29,640 (3)	22,726 (12)	39,699 (6)
Range of Annual Salary	25,480 - 32,240	18,720 - 27,040	27,560 - 64,480
Average Hourly Rate	14.25 (3)	10.93 (12)	19.09 (6)
Average Hours Per Week	40 (3)	39 (12)	40 (6)
Employed Full Time	3	12	6
Employed Part Time	2	8	2
Range of Hours Per Week	40	35 - 42	38 - 42

*** of those available for employment (number responding minus those not in the labor market)

() = number of graduates responding

*Variations in state reporting impacts graduate counts.

Job listed in Wisconsin TechConnect	Full-time	Part-time
FVTC District (5 counties):	1	0
New North (FVTC 5 counties + 13 Northeast WI counties):	1	0
Wisconsin:	2	1

Actual positions held by 2017 graduates:

Health Information, Aurora Health Care, Oshkosh, WI

Medical Billing Specialist, Caravel Autism Health, Bellevue, WI

Medical Office Assistant, Northeast Wisconsin Foot & Ankle Associates, Appleton, WI

Note: Salary and work hours are computed from records of respondents working 35 or more hours per week in a job related to their training.

Fox Valley Technical College: 2018 Graduate Employment Research Report of 2016-17 Graduates

Meeting & Event Management

101096

Associate in Applied Science Degree

	Class of 2017 6 Months After Graduation	Class of 2012 6 Months After Graduation	Class of 2012 5 Years After Graduation
Total Number of Graduates	9	10	10
Number Responding	7	9	10
Total Employed	4	9	10
Percent Employed***	67%	100%	100%
Related Employment	4	5	8
Unrelated Employment	-	4	2
Seeking Employment	2	-	-
Not in Labor Market/Student	1	-	-
Employed in the District	3 of 4	6 of 9	8 of 10
Median Annual Salary	29,120	-	50,960
Average Annual Salary	29,810 (4)	32,333 (3)	56,730 (4)
Range of Annual Salary	26,000 - 35,000	25,000 - 37,000	40,000 - 85,000
Average Hourly Rate	14.33 (4)	15.54 (3)	27.27 (4)
Average Hours Per Week	41 (4)	44 (4)	53 (6)
Employed Full Time	4	4	6
Employed Part Time	-	1	2
Range of Hours Per Week	40 - 45	40 - 50	40 - 85

*** of those available for employment (number responding minus those not in the labor market)

() = number of graduates responding

Job listed in Wisconsin TechConnect	Full-time	Part-time
FVTC District (5 counties):	9	9
New North (FVTC 5 counties + 13 Northeast WI counties):	9	11
Wisconsin:	77	99

Actual positions held by 2017 graduates:

Event Coordinator, Tundraland, Kaukauna, WI

Event Manager, Fox Cities Building for the Arts, Appleton, WI

Sales and Catering Administrator, Best Western Premier Bridgewood Resort Hotel, Neenah, WI

Sales and Event Support Coordinator, The Marq, De Pere, WI

Note: Salary and work hours are computed from records of respondents working 35 or more hours per week in a job related to their training.

Fox Valley Technical College: 2018 Graduate Employment Research Report of 2016-17 Graduates

Therapeutic Massage

305371
 Technical Diploma
 Formerly: 315371

	Class of 2017 6 Months After Graduation	<i>Class of 2012 6 Months After Graduation</i>	<i>Class of 2012 5 Years After Graduation</i>
Total Number of Graduates	9		
Number Responding	7		
Total Employed	5		
Percent Employed***	100%		
Related Employment	5		
Unrelated Employment	-		
Seeking Employment	-		
Not in Labor Market/Student	2		
Employed in the District	3 of 5		<i>This program had no graduates in 2011-12</i>
Median Annual Salary	-		
Average Annual Salary	-		
Range of Annual Salary	-		
Average Hourly Rate	-		
Average Hours Per Week	-		
Employed Full Time	-		
Employed Part Time	5		
Range of Hours Per Week	-		

*** of those available for employment (number responding minus those not in the labor market)
 () = number of graduates responding

Job listed in Wisconsin TechConnect	Full-time	Part-time
FVTC District (5 counties):	10	12
New North (FVTC 5 counties + 13 Northeast WI counties):	37	43
Wisconsin:	60	91

Note: Salary and work hours are computed from records of respondents working 35 or more hours per week in a job related to their training.

Transportation Programs

Programs with **100%** graduate employment:

- Aeronautics-Pilot Training
- Aeronautics-Professional Pilot
- Aircraft Electronics
- Airframe & Powerplant Mechanics
- Auto Collision Repair & Refinishing Technician
- Automotive Technician
- Automotive Technician-Imports
- Automotive Technology
- Automotive Technology GM ASEP
- Diesel Construction Equipment Service Technician (FABTECH)
- Diesel Engine Service Technician (FABTECH)
- Diesel Equipment Mechanic
- Diesel Equipment Technology
- Diesel Power Generation & Marine Service Tech (FABTECH)
- Vehicle Refinishing & Repair Technology



	Classes of 2015, 2016 & 2017 6 months after graduation		Classes of 2010, 2011 & 2012 5 years after graduation	
	Average Hourly Rate	Average Annual Wage	Average Hourly Rate	Average Annual Wage
Aeronautics - Pilot Training	\$14.68	\$30,535	\$30.94	\$64,360
Aircraft Electronics	\$16.63	\$34,580	\$25.41	\$52,863
Airframe & Powerplant Mechanics	\$19.38	\$40,308	\$26.16	\$54,411
Auto Collision Repair and Refinishing Technician	\$16.30	\$33,912	\$19.59	\$40,747
Automotive Technician	\$13.64	\$28,362	-	-
Automotive Technician – Imports	\$16.49	\$34,289	-	-
Automotive Technology	\$14.91	\$31,011	\$23.96	\$49,842
Automotive Technology – Imports	\$14.13	\$29,380	-	-
Automotive Technology GM ASEP	\$16.60	\$34,537	-	-
Diesel Construction Equip.Service Techn (FABTECH)	\$19.04	\$39,609	-	-
Diesel Engine Service Technician (FABTECH)	\$18.15	\$37,758	-	-
Diesel Equipment Mechanic	\$17.93	\$37,295	\$24.81	\$51,611
Diesel Equipment Technology	\$16.72	\$34,780	\$27.32	\$56,834
Diesel Power Gen.&Marine Service Tech (FABTECH)	\$20.62	\$42,880	-	-
Truck Driving	\$21.28	\$44,264	\$23.06	\$47,974
Vehicle Refinishing & Repair Technology	\$17.84	\$37,104	-	-

\$30,535 - \$44,264

average salary range
of a graduate
6 months after graduation



\$40,747 - \$64,360

average salary range
of a graduate
5 years after graduation



Aeronautics - Pilot Training

104021

Associate in Applied Science Degree

	Class of 2017 6 Months After Graduation	Class of 2012 6 Months After Graduation	Class of 2012 5 Years After Graduation
Total Number of Graduates	2	4	4
Number Responding	2	3	2
Total Employed	2	3	2
Percent Employed***	100%	100%	100%
Related Employment	2	2	1
Unrelated Employment	-	1	1
Seeking Employment	-	-	-
Not in Labor Market/Student	-	-	-
Employed in the District	1 of 2	1 of 3	-
Median Annual Salary	-	-	-
Average Annual Salary	-	-	-
Range of Annual Salary	-	-	-
Average Hourly Rate	-	-	-
Average Hours Per Week	-	-	-
Employed Full Time	1	-	1
Employed Part Time	1	2	-
Range of Hours Per Week	-	-	-

*** of those available for employment (number responding minus those not in the labor market)

() = number of graduates responding

Note: Graduates have the opportunity to apply for competitive flight instructing positions with the College or other flight instructing or entry-level pilot positions across the industry with potential to start earning approximately \$30,000 or more per year immediately following graduation. Once enough flight experience is earned to qualify for an airline job, expected first year pay is approximately \$60,000.

Job listed in Wisconsin TechConnect	Full-time	Part-time
FVTC District (5 counties):	7	4
New North (FVTC 5 counties + 13 Northeast WI counties):	7	4
Wisconsin:	10	4

Actual positions held by 2017 graduates:

Flight Instructor, Fox Valley Technical College, Oshkosh, WI

Note: Salary and work hours are computed from records of respondents working 35 or more hours per week in a job related to their training.

Aeronautics - Professional Pilot

314021
Technical Diploma

	Class of 2017 6 Months After Graduation	<i>Class of 2012 6 Months After Graduation</i>	<i>Class of 2012 5 Years After Graduation</i>
Total Number of Graduates	10		
Number Responding	9		
Total Employed	2		
Percent Employed***	100%		
Related Employment	2		
Unrelated Employment	-		
Seeking Employment	-		
Not in Labor Market/Student	7		
Employed in the District	1 of 2		<i>This program had no graduates in 2011-12</i>
Median Annual Salary	-		
Average Annual Salary	-		
Range of Annual Salary	-		
Average Hourly Rate	-		
Average Hours Per Week	-		
Employed Full Time	-		
Employed Part Time	2		
Range of Hours Per Week	-		

*** of those available for employment (number responding minus those not in the labor market)

() = number of graduates responding

Note: Graduates qualify for entry-level pilot positions, and can expect to start earning approximately \$20,000 to \$30,000 per year immediately following graduation. Once enough flight experience is earned to qualify for an airline job, expected first year pay is approximately \$60,000.

Job listed in Wisconsin TechConnect	Full-time	Part-time
FVTC District (5 counties):	2	2
New North (FVTC 5 counties + 13 Northeast WI counties):	2	2
Wisconsin:	4	2

Note: Salary and work hours are computed from records of respondents working 35 or more hours per week in a job related to their training.

Aircraft Electronics

104022

Associate in Applied Science Degree

	Class of 2017 6 Months After Graduation	Class of 2012 6 Months After Graduation	Class of 2012 5 Years After Graduation
Total Number of Graduates	11	12	12
Number Responding	7	8	5
Total Employed	5	5	5
Percent Employed***	100%	83%	100%
Related Employment	3	5	3
Unrelated Employment	2	-	2
Seeking Employment	-	1	-
Not in Labor Market/Student	2	2	-
Employed in the District	1 of 5	3 of 5	2 of 5
Median Annual Salary	-	47,174	-
Average Annual Salary	-	44,907 (4)	-
Range of Annual Salary	-	35,360 - 49,920	-
Average Hourly Rate	-	21.59 (4)	-
Average Hours Per Week	-	42 (5)	42 (3)
Employed Full Time	2	5	3
Employed Part Time	1	-	-
Range of Hours Per Week	40	40 - 48	40 - 45

*** of those available for employment (number responding minus those not in the labor market)

() = number of graduates responding

Note: Similar job postings can be found under the Airframe & Powerplant Mechanics two-year Technical Diploma program.

Job listed in Wisconsin TechConnect	Full-time	Part-time
FVTC District (5 counties):	0	0
New North (FVTC 5 counties + 13 Northeast WI counties):	1	0
Wisconsin:	18	1

Actual positions held by 2017 graduates:

Aviation Maintenance Technician, Endeavor Air, Mosinee, WI
Line Service, Executive Air, Green Bay, WI

Note: Salary and work hours are computed from records of respondents working 35 or more hours per week in a job related to their training.

Airframe & Powerplant Mechanics

324021
Technical Diploma

	Class of 2017 6 Months After Graduation	Class of 2012 6 Months After Graduation	Class of 2012 5 Years After Graduation
Total Number of Graduates	26	14	14
Number Responding	18	11	8
Total Employed	15	10	7
Percent Employed***	100%	100%	100%
Related Employment	11	8	6
Unrelated Employment	4	2	1
Seeking Employment	-	-	-
Not in Labor Market/Student	3	1	-
Employed in the District	8 of 15	8 of 10	3 of 7
Median Annual Salary	40,000	44,928	-
Average Annual Salary	40,505 (9)	44,854 (5)	-
Range of Annual Salary	35,880 - 48,984	37,440 - 52,000	-
Average Hourly Rate	19.47 (9)	21.56 (5)	-
Average Hours Per Week	42 (10)	43 (6)	-
Employed Full Time	10	6	2
Employed Part Time	1	2	4
Range of Hours Per Week	35 - 55	40 - 50	36 - 40

*** of those available for employment (number responding minus those not in the labor market)
() = number of graduates responding

Job listed in Wisconsin TechConnect	Full-time	Part-time
FVTC District (5 counties):	1	0
New North (FVTC 5 counties + 13 Northeast WI counties):	1	0
Wisconsin:	6	0

Actual positions held by 2017 graduates:

- A & P Mechanic, Air Wisconsin Airlines, Appleton, WI
- A & P Mechanic, Rice Lake Aviation, Cameron, WI
- Aircraft Maintenance Technician, Endeavor Air, Mosinee, WI (2)
- Aircraft Technician, Gulfstream Aerospace, Appleton, WI
- Aviation Electrician, Basler Turbo Conversions, Oshkosh, WI (2)
- Aviation Maintenance Technician Mechanic, Air Wisconsin Airlines Corporation, Milwaukee, WI
- Avionics Installer, Gulfstream Aerospace, Appleton, WI
- Avionics Technician, Fox Valley Technical College, Appleton, WI

Note: Salary and work hours are computed from records of respondents working 35 or more hours per week in a job related to their training.

Auto Collision Repair and Refinishing Technician

324051
Technical Diploma

	Class of 2017 6 Months After Graduation	Class of 2012 6 Months After Graduation	Class of 2012 5 Years After Graduation
Total Number of Graduates	11	2	2
Number Responding	9	1	2
Total Employed	8	1	2
Percent Employed***	100%	100%	100%
Related Employment	7	1	1
Unrelated Employment	1	-	1
Seeking Employment	-	-	-
Not in Labor Market/Student	1	-	-
Employed in the District	6 of 8	1 of 1	1 of 2
Median Annual Salary	34,715	-	-
Average Annual Salary	39,428 (4)	-	-
Range of Annual Salary	33,280 - 55,000	-	-
Average Hourly Rate	18.96 (4)	-	-
Average Hours Per Week	47 (4)	-	-
Employed Full Time	4	1	1
Employed Part Time	3	-	-
Range of Hours Per Week	40 - 60	-	-

*** of those available for employment (number responding minus those not in the labor market)
() = number of graduates responding

Job listed in Wisconsin TechConnect	Full-time	Part-time
FVTC District (5 counties):	68	5
New North (FVTC 5 counties + 13 Northeast WI counties):	100	9
Wisconsin:	197	23

Actual positions held by 2017 graduates:

Autobody Painter, Paint one, Greenville, WI
Collision Technician, Quality Truck Care Center, Oshkosh, WI
Painter, Pierce manufacturing, Appleton, WI
Preparation Painter, Kolosso Chrysler Jeep Dodge RAM, Appleton, WI

Note: Salary and work hours are computed from records of respondents working 35 or more hours per week in a job related to their training.

Automotive Maintenance Technician

314043
Technical Diploma

	Class of 2017 6 Months After Graduation	Class of 2012 6 Months After Graduation	Class of 2012 5 Years After Graduation
Total Number of Graduates	3	2	2
Number Responding	2	1	-
Total Employed	2	1	-
Percent Employed***	100%	100%	-
Related Employment	1	1	-
Unrelated Employment	1	-	-
Seeking Employment	-	-	-
Not in Labor Market/Student	-	-	-
Employed in the District	1 of 2	1 of 1	-
Median Annual Salary	-	-	-
Average Annual Salary	-	-	-
Range of Annual Salary	-	-	-
Average Hourly Rate	-	-	-
Average Hours Per Week	-	-	-
Employed Full Time	1	1	-
Employed Part Time	-	-	-
Range of Hours Per Week	-	-	-

*** of those available for employment (number responding minus those not in the labor market)
() = number of graduates responding

Job listed in Wisconsin TechConnect	Full-time	Part-time
FVTC District (5 counties):	26	13
New North (FVTC 5 counties + 13 Northeast WI counties):	82	25
Wisconsin:	221	80

Actual positions held by 2017 graduates:

Automotive Technician, Homan Auto Sales, Waupun, WI

Note: Salary and work hours are computed from records of respondents working 35 or more hours per week in a job related to their training.

Automotive Technician

324042
Technical Diploma

	Class of 2017 6 Months After Graduation	Class of 2012 6 Months After Graduation	Class of 2012 5 Years After Graduation
Total Number of Graduates	7	5	5
Number Responding	6	4	2
Total Employed	6	4	2
Percent Employed***	100%	100%	100%
Related Employment	6	4	1
Unrelated Employment	-	-	1
Seeking Employment	-	-	-
Not in Labor Market/Student	-	-	-
Employed in the District	3 of 6	4 of 4	1 of 2
Median Annual Salary	24,960	18,460	-
Average Annual Salary	25,052 (5)	20,800 (4)	-
Range of Annual Salary	21,840 - 27,500	18,200 - 28,080	-
Average Hourly Rate	12.04 (5)	10.00 (4)	-
Average Hours Per Week	42 (6)	40 (4)	-
Employed Full Time	6	4	1
Employed Part Time	-	-	-
Range of Hours Per Week	40 - 50	40 - 42	-

*** of those available for employment (number responding minus those not in the labor market)
() = number of graduates responding

Job listed in Wisconsin TechConnect	Full-time	Part-time
FVTC District (5 counties):	55	26
New North (FVTC 5 counties + 13 Northeast WI counties):	76	32
Wisconsin:	345	96

Actual positions held by 2017 graduates:

Automotive Service Technician, Bergstrom Automotive, Oshkosh, WI
 Automotive Technician, Carx, Oshkosh, WI
 Automotive Technician, Cliff's Tire & Battery, Ripon, WI
 Automotive Technician, Homan Auto Sales, Waupun, WI
 Automotive Technician, NJ Tools, Hartford, WI
 Technician, Unity Auto, Appleton, WI

Note: Salary and work hours are computed from records of respondents working 35 or more hours per week in a job related to their training.

Automotive Technician – Imports

326021
Technical Diploma

	<i>Class of 2017 6 Months After Graduation</i>	<i>Class of 2012 6 Months After Graduation</i>	<i>Class of 2012 5 Years After Graduation</i>
Total Number of Graduates	4	2	2
Number Responding	3	2	2
Total Employed	1	2	1
Percent Employed***	100%	100%	100%
Related Employment	1	1	1
Unrelated Employment	-	1	-
Seeking Employment	-	-	-
Not in Labor Market/Student	2	-	1
Employed in the District	1 of 1	2 of 2	1 of 1
Median Annual Salary	-	-	-
Average Annual Salary	-	-	-
Range of Annual Salary	-	-	-
Average Hourly Rate	-	-	-
Average Hours Per Week	-	-	-
Employed Full Time	1	1	1
Employed Part Time	-	-	-
Range of Hours Per Week	-	-	-

*** of those available for employment (number responding minus those not in the labor market)
() = number of graduates responding

Actual positions held by 2017 graduates:

Service Technician, Bergstrom Automotive, Appleton, WI

Note: Salary and work hours are computed from records of respondents working 35 or more hours per week in a job related to their training.

Automotive Technology

106023

Associate in Applied Science Degree

	Class of 2017 6 Months After Graduation	Class of 2012 6 Months After Graduation	Class of 2012 5 Years After Graduation
Total Number of Graduates	13	19	19
Number Responding	12	15	12
Total Employed	10	11	11
Percent Employed***	100%	92%	100%
Related Employment	9	10	8
Unrelated Employment	1	1	3
Seeking Employment	-	1	-
Not in Labor Market/Student	2	3	-
Employed in the District	4 of 10	9 of 11	9 of 11
Median Annual Salary	-	20,800	45,000
Average Annual Salary	35,360 (3)	24,083 (7)	51,063 (7)
Range of Annual Salary	24,960 - 52,000	17,784 - 35,360	35,360 - 75,000
Average Hourly Rate	17.00 (3)	11.58 (7)	24.55 (7)
Average Hours Per Week	48 (6)	42 (10)	51 (8)
Employed Full Time	6	10	8
Employed Part Time	3	-	-
Range of Hours Per Week	40 - 67	35 - 55	40 - 80

*** of those available for employment (number responding minus those not in the labor market)
() = number of graduates responding

Job listed in Wisconsin TechConnect	Full-time	Part-time
FVTC District (5 counties):	99	36
New North (FVTC 5 counties + 13 Northeast WI counties):	143	47
Wisconsin:	245	71

Actual positions held by 2017 graduates:

- Automotive Technician, American Fleet & Auto Service, Appleton, WI
- Automotive Technician, NJ Tools, Hartford, WI
- Automotive Technician, Russ Darrow Toyota, West Bend, WI
- Automotive Technician, Van Zealand's Auto care, Appleton, WI
- Owner, NJ Tools, Hartford, WI

Note: Salary and work hours are computed from records of respondents working 35 or more hours per week in a job related to their training.

Automotive Technology – Imports

106024

Associate in Applied Science Degree

	Class of 2017 6 Months After Graduation	Class of 2012 6 Months After Graduation	Class of 2012 5 Years After Graduation
Total Number of Graduates	6	2	2
Number Responding	4	2	-
Total Employed	3	1	-
Percent Employed***	75%	100%	-
Related Employment	2	-	-
Unrelated Employment	1	1	-
Seeking Employment	1	-	-
Not in Labor Market/Student	-	1	-
Employed in the District	3 of 3	-	-
Median Annual Salary	-	-	-
Average Annual Salary	-	-	-
Range of Annual Salary	-	-	-
Average Hourly Rate	-	-	-
Average Hours Per Week	-	-	-
Employed Full Time	2	-	-
Employed Part Time	-	-	-
Range of Hours Per Week	40 - 56	-	-

*** of those available for employment (number responding minus those not in the labor market)

() = number of graduates responding

Job listed in Wisconsin TechConnect	Full-time	Part-time
FVTC District (5 counties):	1	0
New North (FVTC 5 counties + 13 Northeast WI counties):	2	0
Wisconsin:	2	0

Actual positions held by 2017 graduates:

Automotive Technician, Meister Import Motors, Inc., Greenville, WI
 Electrician, Pierce Manufacturing, Appleton, WI

Note: Salary and work hours are computed from records of respondents working 35 or more hours per week in a job related to their training.

Automotive Technology GM ASEP

106025

Associate in Applied Science Degree

	Class of 2017 6 Months After Graduation	<i>Class of 2012 6 Months After Graduation</i>	<i>Class of 2012 5 Years After Graduation</i>
Total Number of Graduates	8		
Number Responding	4		
Total Employed	4		
Percent Employed***	100%		
Related Employment	3		
Unrelated Employment	1		
Seeking Employment	-		
Not in Labor Market/Student	-		
Employed in the District	2 of 4		<i>This program had</i>
Median Annual Salary	-		<i>no graduates in 2011-12</i>
Average Annual Salary	32,587 (3)		
Range of Annual Salary	30,160 - 34,320		
Average Hourly Rate	15.67 (3)		
Average Hours Per Week	43 (3)		
Employed Full Time	3		
Employed Part Time	-		
Range of Hours Per Week	40 - 50		

*** of those available for employment (number responding minus those not in the labor market)
() = number of graduates responding

Actual positions held by 2017 graduates:

- Automotive Technician, Bergstrom Automotive, Oshkosh, WI
- Automotive Technician, Jo Van Horn Chevrolet, Plymouth, WI
- Service Technician, Broadway Automotive, Green Bay, WI

Note: Salary and work hours are computed from records of respondents working 35 or more hours per week in a job related to their training.

Diesel Construction Equipment Service Technician (FABTECH)

324123
Technical Diploma

	Class of 2017 6 Months After Graduation	<i>Class of 2012 6 Months After Graduation</i>	<i>Class of 2012 5 Years After Graduation</i>
Total Number of Graduates	13		
Number Responding	8		
Total Employed	8		
Percent Employed***	100%		
Related Employment	8		
Unrelated Employment	-		
Seeking Employment	-		
Not in Labor Market/Student	-		
Employed in the District	1 of 8		<i>This program had</i>
Median Annual Salary	37,929		<i>no graduates in 2011-12</i>
Average Annual Salary	38,210 (6)		
Range of Annual Salary	33,280 - 41,600		
Average Hourly Rate	18.37 (6)		
Average Hours Per Week	44 (6)		
Employed Full Time	6		
Employed Part Time	2		
Range of Hours Per Week	40 - 50		

*** of those available for employment (number responding minus those not in the labor market)

() = number of graduates responding

Actual positions held by 2017 graduates:

Diesel Mechanic, Caterpillar, Milwaukee, WI
 Diesel Mechanic, Mid State Equipment, Jackson, WI
 Diesel Service Technician, Fabick Cat, Eau Claire, WI
 Diesel Technician, Roland Machinery, De Pere, WI
 Diesel Technician, Fabick Cat, La Crosse, WI
 Heavy Equipment Technician, Fabick Cat, Appleton, WI

Note: Salary and work hours are computed from records of respondents working 35 or more hours per week in a job related to their training.

Fox Valley Technical College: 2018 Graduate Employment Research Report of 2016-17 Graduates

Diesel Engine Service Technician (FABTECH)

314127
Technical Diploma

	Class of 2017 6 Months After Graduation	<i>Class of 2012 6 Months After Graduation</i>	<i>Class of 2012 5 Years After Graduation</i>
Total Number of Graduates	16		
Number Responding	8		
Total Employed	8		
Percent Employed***	100%		
Related Employment	8		
Unrelated Employment	-		
Seeking Employment	-		
Not in Labor Market/Student	-		
Employed in the District	-		<i>This program had</i>
Median Annual Salary	37,669		<i>no graduates in 2011-12</i>
Average Annual Salary	37,546 (7)		
Range of Annual Salary	36,000 - 38,480		
Average Hourly Rate	18.05 (7)		
Average Hours Per Week	47 (8)		
Employed Full Time	8		
Employed Part Time	-		
Range of Hours Per Week	40 - 70		

*** of those available for employment (number responding minus those not in the labor market)
() = number of graduates responding

Actual positions held by 2017 graduates:

- Diesel Mechanic Technician, Fabick Cat, Milwaukee, WI
- Diesel Technician, Fabick Cat, La Crosse, WI
- EPG Technician, Fabick Cat, Green Bay, WI
- Heavy Equipment Technician, Fabick Cat, Eau Claire, WI
- Heavy Equipment Technician, Fabick Cat, Negaunee, MI
- Technician, Fabick Cat, Eau Claire, WI

Note: Salary and work hours are computed from records of respondents working 35 or more hours per week in a job related to their training.

Diesel Equipment Mechanic

314121
Technical Diploma

	Class of 2017 6 Months After Graduation	Class of 2012* 6 Months After Graduation	Class of 2012* 5 Years After Graduation
Total Number of Graduates	46	13	14
Number Responding	37	10	7
Total Employed	34	9	7
Percent Employed***	100%	90%	100%
Related Employment	32	6	5
Unrelated Employment	2	3	2
Seeking Employment	-	1	-
Not in Labor Market/Student	3	-	-
Employed in the District	15 of 34	4 of 9	2 of 7
Median Annual Salary	39,760	32,760	51,480
Average Annual Salary	39,779 (18)	35,100 (4)	62,457 (4)
Range of Annual Salary	29,120 - 47,840	22,880 - 52,000	36,629 - 110,240
Average Hourly Rate	19.12 (18)	16.88 (4)	30.03 (4)
Average Hours Per Week	47 (23)	45 (5)	46 (5)
Employed Full Time	23	5	5
Employed Part Time	9	1	-
Range of Hours Per Week	38 - 65	40 - 50	40 - 55

*** of those available for employment (number responding minus those not in the labor market)

() = number of graduates responding

*Variations in state reporting impacts graduate counts.

Job listed in Wisconsin TechConnect	Full-time	Part-time
FVTC District (5 counties):	85	2
New North (FVTC 5 counties + 13 Northeast WI counties):	88	2
Wisconsin:	118	3

Actual positions held by 2017 graduates:

Diesel Mechanic Specialist, Sargento Foods, Plymouth, WI
 Diesel Mechanic, Badger Truck Center, Brookfield, WI
 Diesel Mechanic, County Materials Corporation, Custer, WI
 Diesel Mechanic, Halron Lubricants Inc, Green Bay, WI
 Diesel Mechanic, Robley Trucking, Reedsville, WI
 Diesel Mechanic, Service One Transportation, Plymouth, WI
 Diesel Technician, Fox Valley Truck Service, Appleton, WI
 Diesel Technician, International Truck, Appleton, WI
 Diesel Technician, MCC Murphy Concrete, Appleton, WI
 Diesel Technician, Penske Truck Rental, Neenah, WI
 Diesel Technician, Roehl Transport, Neenah, WI (2)
 Diesel Technician, Valley Truck Leasing National Lease, Fond du Lac, WI
 Diesel Technician, Valley Truck Leasing National Lease, Sheboygan, WI
 Driver, Carew Golf Carts, Dale, WI
 Mechanic, Oconto Falls School District, Oconto Falls, WI
 Service Technician, Appleton Public Works-Operation, Appleton, WI
 Service Technician, Reyes Fleet Management, Wrightstown, WI
 Service Technician, Truck Country, Marinette, WI
 Shop Hand, Roash Farms LC, Athens, WI
 Shop Mechanic, Aring Equipment Company, De Pere, WI
 Testing and Development Technician, Oshkosh Corporation, Oshkosh, WI

Note: Salary and work hours are computed from records of respondents working 35 or more hours per week in a job related to their training.

Diesel Equipment Technology

104121

Associate in Applied Science Degree

	Class of 2017 6 Months After Graduation	Class of 2012* 6 Months After Graduation	Class of 2012* 5 Years After Graduation
Total Number of Graduates	21	17	18
Number Responding	20	10	7
Total Employed	19	10	7
Percent Employed***	100%	100%	100%
Related Employment	18	9	7
Unrelated Employment	1	1	-
Seeking Employment	-	-	-
Not in Labor Market/Student	1	-	-
Employed in the District	9 of 19	4 of 10	1 of 7
Median Annual Salary	34,660	29,744	55,000
Average Annual Salary	36,237 (12)	30,231 (8)	50,133 (5)
Range of Annual Salary	29,120 - 45,760	22,360 - 45,000	36,525 - 60,320
Average Hourly Rate	17.42 (12)	14.53 (8)	24.10 (5)
Average Hours Per Week	48 (15)	44 (8)	50 (6)
Employed Full Time	15	8	6
Employed Part Time	3	1	1
Range of Hours Per Week	40 - 70	35 - 60	40 - 55

*** of those available for employment (number responding minus those not in the labor market)

() = number of graduates responding

*Variations in state reporting impacts graduate counts.

Note: Similar job postings can be found under the Diesel Equipment Mechanic Technical Diploma program.

Job listed in Wisconsin TechConnect	Full-time	Part-time
FVTC District (5 counties):	112	1
New North (FVTC 5 counties + 13 Northeast WI counties):	195	6
Wisconsin:	239	8

Actual positions held by 2017 graduates:

Diesel Mechanic Specialist, Sargento Foods, Plymouth, WI
 Diesel Mechanic, Halron Lubricants Inc, Green Bay, WI
 Diesel Mechanic, Wal-Mart Stores, Inc., Beaver Dam, WI
 Diesel Technician, Fox Valley Truck Service, Appleton, WI
 Diesel Technician, International Truck, Appleton, WI
 Diesel Technician, Kriete Group, North Fond du Lac, WI
 Diesel Technician, MCC Murphy Concrete, Appleton, WI
 Diesel Technician, Penske Truck Rental, Neenah, WI
 Diesel Technician, Valley Truck Leasing National Lease, Fond du Lac, WI
 Diesel Technician, Valley Truck Leasing National Lease, Sheboygan, WI
 Mechanic, Oconto Falls School District, Oconto Falls, WI
 Service Technician, Reyes Fleet Management, Wrightstown, WI
 Shop Hand, Roash Farms LC, Athens, WI
 Technician, Vande Hey Company, Appleton, WI
 Truck and Trailer Mechanic, Valley Express, Oshkosh, WI

Note: Salary and work hours are computed from records of respondents working 35 or more hours per week in a job related to their training.

Diesel Power Generation & Marine Service Tech (FABTECH)

324122
Technical Diploma

	<i>Class of 2017 6 Months After Graduation</i>	<i>Class of 2012 6 Months After Graduation</i>	<i>Class of 2012 5 Years After Graduation</i>
Total Number of Graduates	3		
Number Responding	2		
Total Employed	2		
Percent Employed***	100%		
Related Employment	2		
Unrelated Employment	-		
Seeking Employment	-		
Not in Labor Market/Student	-		
Employed in the District	-		<i>This program had</i>
Median Annual Salary	-		<i>no graduates in 2011-12</i>
Average Annual Salary	-		
Range of Annual Salary	-		
Average Hourly Rate	-		
Average Hours Per Week	-		
Employed Full Time	2		
Employed Part Time	-		
Range of Hours Per Week	40 - 42		

*** of those available for employment (number responding minus those not in the labor market)
() = number of graduates responding

Actual positions held by 2017 graduates:

EPG Technician, Fabick Cat, Milwaukee, WI
Service Technician, Fabick Cat, Green Bay, WI

Note: Salary and work hours are computed from records of respondents working 35 or more hours per week in a job related to their training.

Truck Driving

304581
Technical Diploma

	Class of 2017 6 Months After Graduation	Class of 2012 6 Months After Graduation	Class of 2012 5 Years After Graduation
Total Number of Graduates	169	173	173
Number Responding	106	131	78
Total Employed	95	116	67
Percent Employed***	96%	94%	97%
Related Employment	87	101	52
Unrelated Employment	8	15	15
Seeking Employment	4	7	2
Not in Labor Market/Student	7	8	7
Employed in the District	30 of 95	47 of 116	29 of 67
Median Annual Salary	39,520	31,200	47,320
Average Annual Salary	43,092 (57)	34,006 (57)	53,012 (31)
Range of Annual Salary	24,960 - 80,000	20,800 - 60,000	33,280 - 100,000
Average Hourly Rate	20.72 (57)	16.35 (57)	25.49 (31)
Average Hours Per Week	53 (72)	54 (76)	54 (42)
Employed Full Time	72	76	42
Employed Part Time	15	25	10
Range of Hours Per Week	36 - 80	35 - 72	40 - 80

*** of those available for employment (number responding minus those not in the labor market)

() = number of graduates responding

Job listed in Wisconsin TechConnect	Full-time	Part-time
FVTC District (5 counties):	211	44
New North (FVTC 5 counties + 13 Northeast WI counties):	461	58
Wisconsin:	1,037	171

Actual positions held by 2017 graduates:

Beverage Deliverer, Triangle Distributing, Green Bay, WI
 Delivery Driver, Dean Distributing, Green Bay, WI
 Pump Truck Driver, MCC Murphy Concrete, Appleton, WI
 Transit Bus Driver, City of Manitowoc, Manitowoc, WI
 Truck Driver, 231 Trucking, Algoma, WI
 Truck Driver, A & T Trucking, Green Bay, WI
 Truck Driver, American Transportation, Menasha, WI
 Truck Driver, Bob Fritz Trucking, Freedom, WI
 Truck Driver, Carew Concrete & Supply Co, Green Bay, WI (3)
 Truck Driver, Chris Konz Trucking, Appleton, WI
 Truck Driver, Contract Transport Services, LLC, Green Bay, WI (2)
 Truck Driver, Dennis Hilker Trucking Inc, New London, WI
 Truck Driver, Fox Valley Alfalfa Mill Inc, Hilbert, WI
 Truck Driver, Gene Fredrickson Trucking, Kaukauna, WI
 Truck Driver, J&J Trucking Brandon LLC, Brandon, WI
 Truck Driver, Karl's Transport Inc, Antigo, WI
 Truck Driver, KK Logistics, Marinette, WI
 Truck Driver, Kreilkamp Trucking, Inc., Allenton, WI
 Truck Driver, Leslie Transport LLC, Spring Green, WI
 Truck Driver, N & M Transfer Co., Inc., Neenah, WI
 Truck Driver, Primary Transportation Services, Brillion, WI (2)
 Truck Driver, Schneider National, Green Bay, WI (4)
 Truck Driver, Standard Forwarding, Oshkosh, WI
 Truck Driver, Straight Shot Express, Neenah, WI
 Truck Driver, Titledown Express, Green Bay, WI
 Truck Driver, TTI Inc, Eden, WI
 Truck Driver, United Parcel Service of America, Inc., Kaukauna, WI
 Truck Driver, V & S Midwest Carriers Corporation, Kaukauna, WI (3)
 Truck Driver, Xtreme Trucking, New Holstein, WI

Note: Salary and work hours are computed from records of respondents working 35 or more hours per week in a job related to their training.

Vehicle Refinishing & Repair Technology

104053

Associate in Applied Science Degree

	Class of 2017 6 Months After Graduation	Class of 2012 6 Months After Graduation	Class of 2012 5 Years After Graduation
Total Number of Graduates	4	4	4
Number Responding	3	3	2
Total Employed	3	3	2
Percent Employed***	100%	100%	100%
Related Employment	2	3	2
Unrelated Employment	1	-	-
Seeking Employment	-	-	-
Not in Labor Market/Student	-	-	-
Employed in the District	3 of 3	3 of 3	1 of 2
Median Annual Salary	-	-	-
Average Annual Salary	-	-	-
Range of Annual Salary	-	-	-
Average Hourly Rate	-	-	-
Average Hours Per Week	-	-	-
Employed Full Time	1	2	2
Employed Part Time	1	1	-
Range of Hours Per Week	-	40 - 50	40 - 50

*** of those available for employment (number responding minus those not in the labor market)

() = number of graduates responding

Job listed in Wisconsin TechConnect	Full-time	Part-time
FVTC District (5 counties):	14	1
New North (FVTC 5 counties + 13 Northeast WI counties):	14	1
Wisconsin:	14	1

Actual positions held by 2017 graduates:

Collision Technician, Quality Truck Care Center, Oshkosh, WI

Note: Salary and work hours are computed from records of respondents working 35 or more hours per week in a job related to their training.

Individualized Technical Studies

108251
Associate in Applied Science Degree

	<i>Class of 2017 6 Months After Graduation</i>	<i>Class of 2012 6 Months After Graduation</i>	<i>Class of 2012 5 Years After Graduation</i>
Total Number of Graduates	6	31	31
Number Responding	3	27	25
Total Employed	2	6	7
Percent Employed***	100%	100%	100%
Related Employment	2	4	4
Unrelated Employment	-	2	3
Seeking Employment	-	-	-
Not in Labor Market/Student	1	21	18
Employed in the District	-	2 of 6	5 of 7
Median Annual Salary	-	31,647	-
Average Annual Salary	-	31,320 (4)	-
Range of Annual Salary	-	24,960 - 37,024	-
Average Hourly Rate	-	15.06 (4)	-
Average Hours Per Week	-	40 (4)	-
Employed Full Time	1	4	2
Employed Part Time	1	-	2
Range of Hours Per Week	-	36 - 45	40 - 50

*** of those available for employment (number responding minus those not in the labor market)

() = number of graduates responding

Actual positions held by 2017 graduates:

Field Manager, Bay Valley Foods, LLC, Almond, WI

Note: Salary and work hours are computed from records of respondents working 35 or more hours per week in a job related to their training.

Pharmacy Technician

315361

Technical Diploma

SHARED PROGRAM - Lakeshore Technical College (LTC)

	<i>Class of 2017 6 Months After Graduation</i>	<i>Class of 2012 6 Months After Graduation</i>	<i>Class of 2012 5 Years After Graduation</i>
Total Number of Graduates	10		
Number Responding	8		
Total Employed	6		
Percent Employed***	86%		
Related Employment	6		
Unrelated Employment	-		
Seeking Employment	1		
Not in Labor Market	1		
Employed in the District	1 of 6		<i>Data not available</i>
Median Annual Salary	30,678		
Average Annual Salary	29,617		
Range of Annual Salary	28,223 – 30,678		
Average Hourly Rate	14.24		
Average Hours Per Week	40		
Employed Full Time	3		
Employed Part Time	3		

*** of those available for employment (number responding minus those not in the labor market)

Job listed in Wisconsin TechConnect	Full-time	Part-time
FVTC District (5 counties):	2	1
New North (FVTC 5 counties + 13 Northeast WI counties):	11	15
Wisconsin:	144	126

Note: Salary and work hours are computed from records of respondents working 35 or more hours per week in a job related to their training.

Wind Energy

104821

Associate in Applied Science Degree

SHARED PROGRAM - Lakeshore Technical College (LTC)

	Class of 2017 6 Months After Graduation	<i>Class of 2012 6 Months After Graduation</i>	<i>Class of 2012 5 Years After Graduation</i>
Total Number of Graduates	5		
Number Responding	5		
Total Employed	5		
Percent Employed***	100%		
Related Employment	5		
Unrelated Employment	-		
Seeking Employment	-		
Not in Labor Market	-		
Employed in the District	1 of 5		<i>Data not available</i>
Median Annual Salary	57,196		
Average Annual Salary	51,736		
Range of Annual Salary	68,895 – 29,118		
Average Hourly Rate	20.33		
Average Hours Per Week	47		
Employed Full Time	5		
Employed Part Time	-		

*** of those available for employment (number responding minus those not in the labor market)

Job listed in Wisconsin TechConnect	Full-time	Part-time
FVTC District (5 counties):	2	-
New North (FVTC 5 counties + 13 Northeast WI counties):	8	-
Wisconsin:	30	2

Note: Salary and work hours are computed from records of respondents working 35 or more hours per week in a job related to their training.

Fox Valley Technical College: 2018 Graduate Employment Research Report of 2016-17 Graduates

Appendix A - 6-month Graduate Follow-Up Survey Form

1. How do you feel about the education you received at FVTC?
 - 1. Very Satisfied
 - 2. Satisfied
 - 3. Unsatisfied
 - 4. Very Unsatisfied

2. What was your **primary** reason for attending FVTC?
 - 1. Preparation for getting a job
 - 2. Career Change
 - 3. Improvement of existing job skills
 - 4. Preparation for further education
 - 5. Personal interest
 - 6. Other: _____

3. Which **best** describes your present status?
 - 1. **Employed** (including active military service)
 - a. Seeking employment related to FVTC degree.
 - b. Seeking employment unrelated to FVTC degree.
 - If so, why? _____
 - 2. **Not employed, but seeking**
 - a. Seeking employment related to FVTC degree.
 - b. Seeking employment unrelated to FVTC degree.
 - If so, why? _____
 - 3. **Student** not available for employment
 - a. Attending two year college at _____
 - b. Attending four year college at _____
 - 4. **Family responsibilities**, not available for employment
 - 5. **Disabled**, not available for employment
 - 6. **Other**, not available for employment: _____

4. Please tell us how FVTC has helped you & give us your suggestions for improving the training & services we offer.

Note: *If you are currently employed, please continue with questions 5 thru 10.*

5. Please indicate when you started working in your present occupation.
 - 1. Before enrolling at our college
 - 2. While attending our college
 - 3. After leaving our college

6. Is your job related to the education received at our college? 1. Yes 2. No

7. What is your present wage including commission, **before deductions? Do not include overtime.** (Please give one.)

\$_____ Hour \$_____ Year

8. How many hours do you work during an **average work week?** _____ Hours

9. Please list the following job information:

 Your Current Job Title

 Name of your Employer/Company or firm

 Street Address

 City State Zip

May we contact your supervisor to obtain feedback on how FVTC is meeting the needs of employers? No Yes
 If Yes, please provide the following information:

 Supervisor First Name Supervisor Last Name

 (_____)_____
 Supervisor/Company phone number

 Supervisor email address

Appendix B - 5-year Longitudinal Follow-Up Survey Form

1. How important was your technical education in beginning your career?
 1. Very Important
 2. Important
 3. Somewhat Important
 4. Not Important

2. How important is/was your technical education in your career advancement?
 1. Very Important
 2. Important
 3. Somewhat important
 4. Not Important

3. Would you recommend technical education to others entering your field?
 1. Definitely
 2. Maybe
 3. No

4. Since graduation from our college, have you taken any additional career-related courses?
(check all that apply)
 1. Yes, at a Technical College
 2. Yes, at a College/University
 3. Yes, at _____

5. Since graduating from FVTC, what is the highest level of degree/diploma that you have received?
 1. Masters Degree
 2. Bachelors Degree
 3. Associate Degree
 4. Technical Diploma
 5. Certificate from a private business, industry, or organization
 6. No further schooling

6. How many jobs have you held since graduation?
 0 1 2 3 4 5 More than 5

7. How many jobs have you held that were related to your technical education program since graduation?
 0 1 2 3 4 5 More than 5

8. How many times have you been promoted or advanced in your career since graduation (excluding annual salary increases)?
 0 1 2 3 4 5 More than 5

9. Which **one** of the following **best** describes your present status?
 1. **Employed** (including active military service)
 2. Not employed, but **seeking**
 3. Not available for employment, **student**
 4. Not available for employment, **family responsibilities**
 5. Not available for employment, **disabled**
 6. Not available for employment, **other**

If you are employed, please continue with question 10, if not skip to question 12:

10. Please list the following job information:

Job Title

Name of Employer

Employer City

State

Are you self-employed? 1. Yes 2. No

Is your job related to the training you received at our college?
 1. Yes 2. No

How many hours do you work in an average work week? _____

What is your present wage including commission,
before deductions? Do not include overtime.

\$ _____ Hour \$ _____ Year
 (Enter hourly or annual salary)

11. If you are working in a job that is *not* related to your training, please indicate the reason (**check one**):

- 1. Worked previously in related job, but changed to advance
- 2. Found I enjoy another type of work more
- 3. Unable to find related job in my geographic area
- 4. Could earn more in another field of employment
- 5. Other, please specify: _____

12. Do you have any recommendations for improving the services or programs at FVTC?
