



Statutory Purpose Monitoring Overview

2022-23



College Statutory Purposes

Fox Valley Technical College, consistent with statutorily mandated purposes, holds to the following purposes:

Focus on our Students

- Deliver (a) Associate Degree, Diploma, and (b) certificate-level educational programs which provide the skills and knowledge necessary to address occupational competencies from initial job-entry to advanced certification.
- Provide (a) basic skills programming and (b) counseling services necessary to enhance the success of students.
- Offer educational programming and supportive services for special populations to address barriers prohibiting participation in education and employment.

Focus on our Regional Employers

- Provide training and education to upgrade the occupational skills of individuals and the business and industry work force.
- Design and deliver customized training, consulting services, and technical assistance in partnership with public and private sector employers to further economic development.
- Offer related academic and technical support courses for joint labor/management apprenticeship programs.

Focus on our K-12 & Community Partners

- Provide community services and avocational or self-enrichment activities.
- Collaborate with secondary schools, colleges, and universities to enable students' smooth passage between educational systems.

Board Policy IV.B

Adopted: 12/13/94

Reviewed: 08/28/98, 08/25/01, 9/19/06, 09/16/08, 09/18/12, 02/17/15, 7/11/16

Revised: 09/15/98, 09/20/11, 09/18/12, 7/11/16

Focus on our Students

Purposes:

Provide counseling services necessary to enhance the success of students.

AND

Offer educational programming and supportive services for special populations to address barriers prohibiting participation in education and employment.

Overview

Fox Valley Technical College (FVTC) serves a student population widely varied in age, ethnicity, interests, goals, abilities, and life and work experiences. FVTC aims to be ready with the assistance needed for every person who walks through the door, regardless of skill-level or personal circumstances. People come to the College hoping for better lives, and FVTC provides the supportive pathways to guide their journey.

What We Do

Student Services provides student support through all college experience aspects, starting with students' first contact and extending through graduation and beyond. Each department within Student Services provides specific services at critical points in the student journey to guide them to the next step in the journey and support their success.

Recruitment, Admissions, and Enrollment

Attracting students to the College is the first step toward meeting their educational needs. Creating awareness of offerings and assessing interest is quickly followed by nurturing students through the application and admission process. Attention is focused on positioning students on the appropriate pathway with the support systems needed to increase their likelihood for success. The student journey along the path of Applicant to Enrolled is continually scrutinized for improvement and streamlined for ease of use to properly gauge and adjust the types and amounts of up-front guidance and support.

Initial Academic Assessment and Placement Services

Appropriate student course placement is critical to academic success. Students entering the College complete an entrance assessment to assist with course placement. High school GPA (2.75 or higher for graduates within the last ten years) may be used as an alternative to an entrance assessment.

Focus on our Students

Student Financial Services

Student Financial Services provides in-person assistance with obtaining financial resources. In addition, the Financial Wellness Center provides free in-person assistance for students at points when they need it the most: disbursement of funds, financial aid warning or suspension, and loan repayment at graduation. FVTC also offers emergency funding, FVTC Foundation scholarships, and campus employment.

Counseling and Advising Services

Counseling & Advising Services meets the variety of needs for the general student population and prospective students who have academic, career, personal, financial, or transition needs. Academic advising proactively provides students with tools before their academic performance is suffering. FVTC counseling staff address personal, mental health, and career counseling student needs.

For Whom

Services are provided for all students, with additional focused services for special populations. Special Populations include various categories of minoritized students, such as those who are emotionally challenged, physically and learning disabled, academically disadvantaged, economically disadvantaged, English Language Learner (ELL), incarcerated, displaced homemaker, single parent, and students of color.

At What Cost

District funds comprise the greatest portion of the Student Services Division budget primarily supporting personnel expenses. Grant funding reflects WTCS grants which include state and federal funds for targeted services. The smallest funding source, contracting, is a result of skills assessment testing.



Fast Facts – Counseling Services and Special Populations

*Focus on our **Students:***

- Demographics:
 - 40% of student population qualifies as Special Population:
 - 19.5% Economically Disadvantaged (-1% from 2020-21)
 - 14.3% Students of Color (-1% from 2020-21)
 - 11.5% Non-Traditional Occupations (+.3% from 2020-21)
 - 8.6% Single Parents (+.4% from 2020-21)
 - 5.3% Disability (-.1% from 2020-21)
 - 4% Veterans (+.3% from 2020-21)
 - .9% Displaced Homemaker (+.1% from 2020-21)
 - .8% Academically Disadvantaged (-.1% from 2020-21)
 - .7% Incarcerated (no change from 2020-21)
 - .2% English Language Learner (no change from 2020-21)

*Focus on our **Teams & Organization:***

- Student Persistence Based on Use of Student Services and Resources:
 - Financial Wellness Center Users: 62% Persistence Rating (+6% over student population)
 - Emergency Fund Recipients: 65% Persistence Rating (+9% over student population)
 - Student Workers: 79% Persistence Rating (+22% over student population)
 - Scholarship Recipients: 70% Persistence Rating (+14% over student population)
 - All FVTC Students: 56%

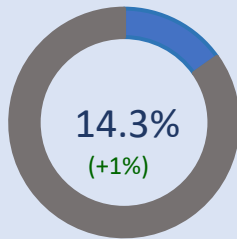
*Focus on our **Regional Employers:***

- Students in Admissions/Enrollment Funnel:
 - 7,080 Applicants (-6% from 2020-21)
 - 4,911 Admitted (-10% from 2020-21)
 - 3,530 Enrolled (-6% from 2020-21)

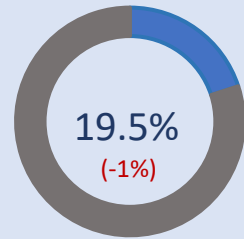
*Focus on our **K-12 & Community Partners:***

- 2021-22 Student Services Expenses total \$9,786,047.16
- Funding Sources:
 - FVTC District Funds: 70% (-8% from 2020-21)
 - FVTC District Fund - Grant Match: 5% (-1% from 2020-21)
 - Grants: 23% (+9% from 2020-21)
 - Contracting: 2% (no change from 2020-21)

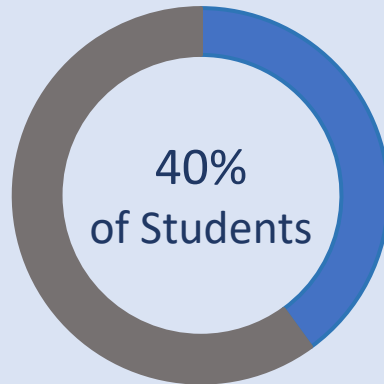
Focus on our Students



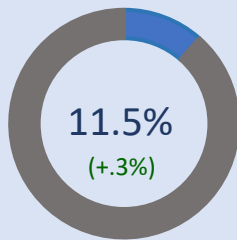
Students of Color



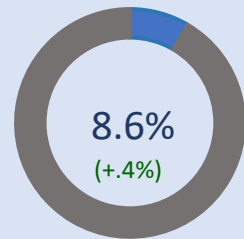
Economically Disadvantaged



Special Populations



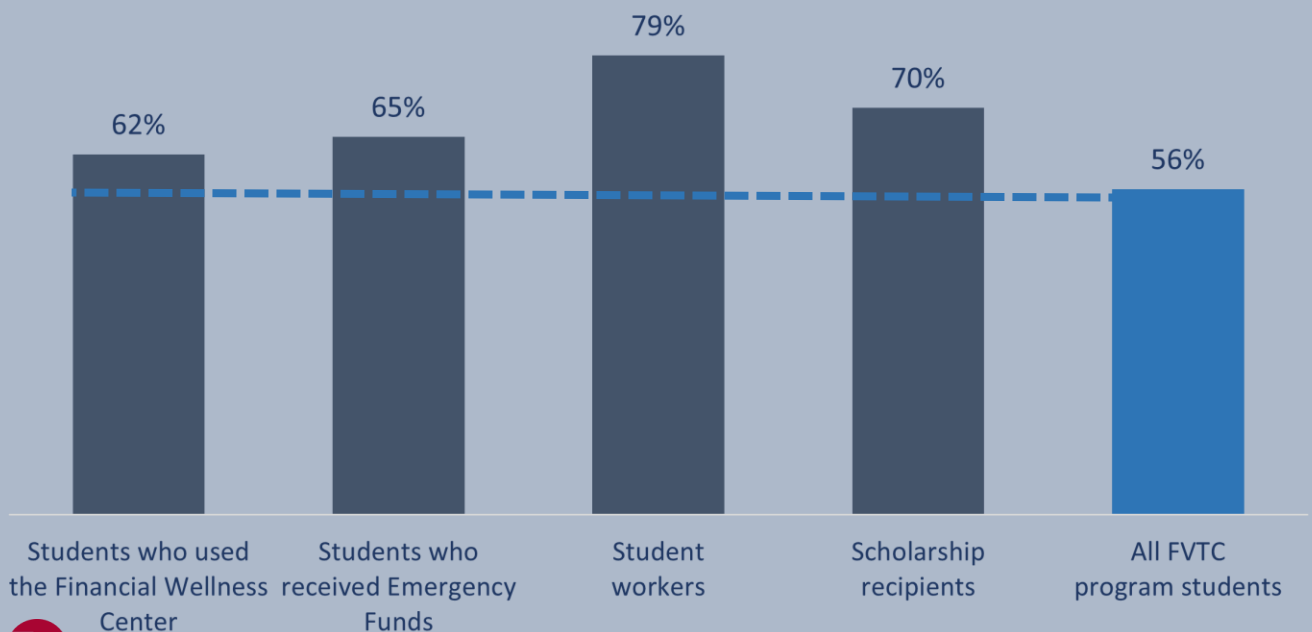
Non-Traditional Occupation



Single Parent

Counseling Services and Special Populations 2021-22 Academic Year

Program Student Persistence 2021-22

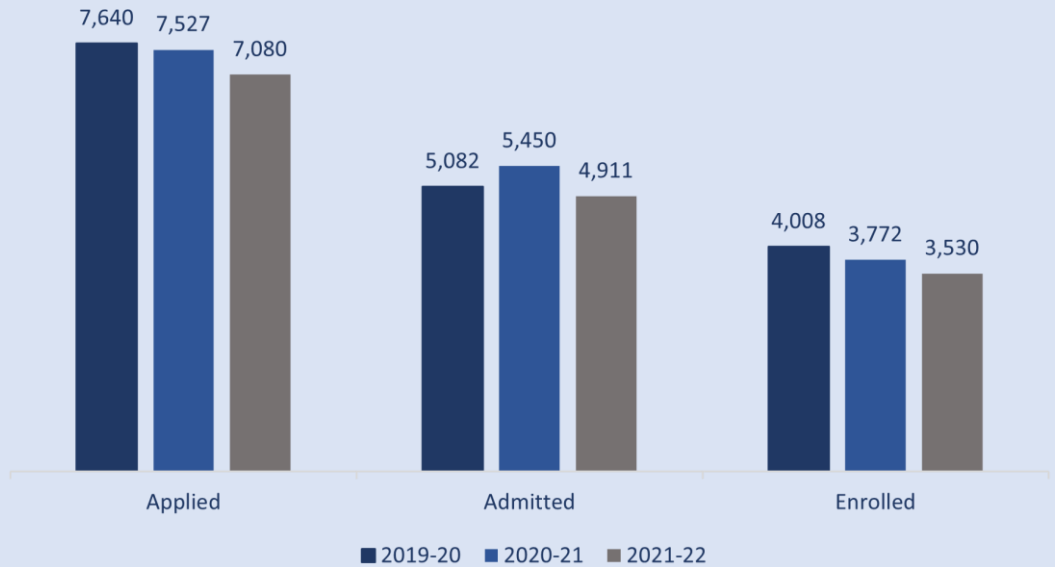


Focus on our Teams and Organization

Focus on our Regional Employers

Applications, Admissions, and Enrollments

Associate Degree, Technical Diploma, & Pathway Certificate Programs



2020-21 - 2021-22 Comparison

Applied



Admitted



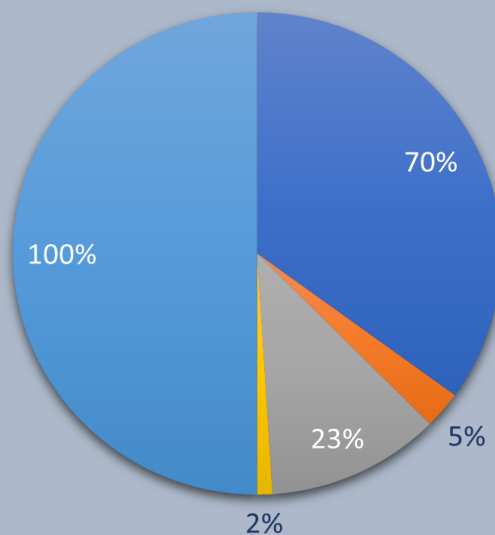
Enrolled



Counseling Services and Special Populations 2021-22 Academic Year

2021-22 Student Services Funding Sources

- FVTC District Funds
- FVTC District Funds - Grant Cash Match
- Grants
- Contracting
- Total Expenditures



**% Change
2020-21 to 2021-22**

District Funds: -8%

FVTC Cash Match: -1%

Grants: +9%

Contracting: 0%

