

Graduate Employment Research Report

Employment Status for
Class of 2015 and Class of 2010



Fox Valley
TECHNICAL COLLEGE®
Knowledge That Works

Spring 2016

Table of Contents

Introduction & Six-Month and Five-Year Follow-up Results	<i>i</i>
Graduate Employment Data Analysis	<i>ii</i>
Summary of Six-Month Graduate Follow-up.....	<i>iii</i>
Summary of Five-Year Graduate Follow-up.....	<i>iv</i>
Wisconsin TechConnect.....	<i>v</i>
Accounting.....	1
Accounting Assistant.....	2
Administrative Professional.....	3
Aeronautics – Pilot Training.....	4
Aeronautics – Professional Pilot.....	5
Agribusiness Agronomy Technician.....	6
Agribusiness Dairy Technician.....	7
Agribusiness Management Technician.....	8
Agri-Business/Science Technology.....	9
Agriculture Equipment Service Technician.....	10
Agriculture Power Equipment.....	11
Aircraft Electronics.....	12
Airframe & Powerplant Mechanics.....	13
Alcohol & Other Drug Abuse Associate.....	14
Auto Collision Repair and Refinishing Technician.....	15
Automated Mfg. Systems Technology.....	16
Automotive Maintenance Technician.....	17
Automotive Technician.....	18
Automotive Technician – Imports.....	19
Automotive Technology.....	20
Automotive Technology – Imports.....	21
Automotive Technology GM ASEP.....	22
Banking & Financial Services.....	23
Business Management.....	24
Construction Management Technology.....	25
Construction, Residential Building.....	26
Criminal Justice Studies.....	27
Criminal Justice – Law Enforcement Academy.....	28
Culinary Arts.....	29
Dental Assistant.....	30
Dental Hygienist.....	31
Diesel Construction Equip. Service Technician (FABTECH).....	32
Diesel Engine Service Technician (FABTECH).....	33
Diesel Equipment Mechanic.....	34
Diesel Equipment Technology.....	35
Diesel Power Generation & Marine Svc. Tech (FABTECH).....	**
Early Childhood Education.....	36
Electricity.....	37
Electro-Mechanical Technology.....	38
Emergency Medical Technician.....	39
Emergency Medical Technician – Paramedic.....	40
Energy & Environmental Engineering Technology.....	41
Engineering Technology, Electrical.....	42
Engineering Technology, Electronic.....	43
Farm Business & Production Management.....	44
Farm Operation.....	45
Fire Protection Technician.....	46
Food Service Production.....	**
Forensic Science.....	47
Health Information Technology.....	48
Horticulture Technician.....	49
Horticulture/Landscape Specialist.....	**
Hospitality Management.....	50
Human Resources.....	51
Individualized Technical Studies.....	52
Industrial Engineering Technician.....	53
Industrial Maintenance Mechanic.....	**
Interior Design.....	54
Interior Design – Kitchen & Bath Design.....	55
IT – Computer Support Specialist.....	56
IT – Help Desk Support Specialist.....	57
IT – Network Specialist.....	58
IT – Network Systems Administration.....	59
IT – Software Developer.....	60
IT – Web Development & Design Specialist.....	61
Laboratory Science Assistant.....	62
Laboratory Science Technician.....	63
Machine Tool Technician.....	64
Management Development.....	65
Marketing.....	66
Mechanical CAD Drafting.....	67
Mechanical Design Technology.....	68
Medical Administrative Professional.....	**
Medical Assistant.....	69
Medical Coding Specialist.....	70
Medical Office Assistant.....	71
Meeting & Event Management.....	72
Natural Resources Technician.....	73
Nursing – Associate Degree.....	74
Nursing Assistant.....	75
Nursing, Practical.....	76
Occupational Therapy Assistant.....	77
Office Assistant.....	78
Outdoor Power Equipment Technician.....	79
Paralegal.....	80
Paramedic Technician.....	81
Precision Agriculture Technician.....	82
Printing.....	83
Printing and Publishing.....	84
Professional Communications.....	85
Safety Engineering Technology.....	86
Security and Asset Protection.....	87
Supply Chain Management.....	88
Technical Studies – Journeyworker.....	89
Truck Driving.....	90
Vehicle Refinishing & Repair Technology.....	91
Welding Technician, Industrial.....	92
Welding, Production.....	93
Welding/Metal Fabrication.....	94
Wildland Firefighter.....	**
Wood Manufacturing Technology.....	95
Shared Programs	
Broadcast Captioning.....	**
Court Reporting.....	**
Pharmacy Technician.....	96
Wind Energy Technology.....	97

**Insufficient graduate follow-up information

2016 Graduate Employment Research Report

Summary Findings, Data and Results

This report provides a resource to monitor graduate employment success and job trends. The employment survey of graduates is conducted six months (2014-15) and five years (2009-10) after graduation. Graduate responses of job-related information regarding current salary, work hours, job title, and other information are summarized in the following results.

SIX-MONTHS AND FIVE-YEARS AFTER GRADUATION

	Class of 2015		Class of 2010			
	6-Month		6-Month		5-Year	
Distinct Count of Graduates	2,639		2,314 ¹		2,345 ¹	
Number of Degrees Awarded	2,829		2,371		2,403	
Survey Responses	2,005	71%	1,858	78%	1,225	51%
Available for Employment	1,505	75%	1,472	79%	1,080	88%
Not in Labor Market	500	25%	386	21%	145	12%
Total Employed ²	1,413	94%	1,251	85%	1,062	98%
Seeking Employment	92	6%	219	15%	18	2%
Related Employment ³	1,198	85%	877	70%	769	72%
Unrelated Employment	215	15%	374	30%	293	28%
Employed in District	66%		69%		54%	
Average Yearly Salary ⁴	\$36,196		\$32,939		\$46,251	
Average Hourly Salary ⁴	\$17.40		\$15.57		\$22.24	

¹ The Class of 2010 had 31 graduates added to the pool of 2,314 after the six-month survey was conducted.

² The percent for Total Employed is based on the number of graduates available for employment, not the total number of degrees awarded.

³ The percent for Related Employment is based on the number of graduates reporting degree-related career employment.

⁴ Average salary is calculated for graduates employed in degree-related occupations working full-time (35 or more hours per week).

This report data reflects an individual graduate's unique employment experience and does not represent a guarantee of entry-level or future earnings in an occupational area. Employment success may be dependent upon a variety of factors such as a willingness to relocate, patience for an infrequent opening, and related job experience.

The 2016 research reports a **94% graduate employment rate**, which is an increase from the 92% rate reported in 2015 (2013-14 graduates) and the 89% rate reported in 2013 (2011-12 graduates). The transportation and health care programs continue to have higher enrollments, graduates and employment compared to most other program areas.

Also included in this report is the benchmark of 2009-10 graduates responding with an **average five-year salary increase of 40% to \$46,251 annually**, as compared to the initial six-month average annual salary of \$32,939 reported in 2010. These graduates value a Fox Valley Technical College (FVTC) education for both beginning a career and advancing in a career, and **86% would definitely recommend an FVTC education to others**.

Published By:

Fox Valley Technical College, Division of College Effectiveness, Research & Development Department. March 2016.

Contact: Shiela Kahler, Research and Development Manager, at kahlers@fvtc.edu.

Report available online: www.fvtc.edu/graduateemployment

2016 Graduate Employment Data Analysis



In 2014-15, FVTC awarded degrees and diplomas in **104** different program areas.

59 programs experienced **100%** graduate employment – an increase of 10 programs from the prior year.

41 programs had 100% of employed graduates working **in degree-related jobs**.*

The programs included in this report demonstrate the wide variety of occupational opportunities in the FVTC region and beyond. Graduates are attracted to these opportunities and pleased with their educational experience.

2015 graduates' satisfaction with FVTC

60% Very Satisfied
38% Satisfied
2% Less Than Satisfied

2015 graduates' reasons for attending FVTC

78% Job or career-related reasons
16% Preparing for further education
6% Personal or other

Programs with consistently high enrollments and a high number of graduates from year-to-year are shorter term programs of Nursing Assistant (6-8 weeks) and Truck Driving (10 weeks). Students in these programs are able to complete their training quickly for available jobs. Most FVTC programs require one to two years of study by design, which is often extended due to the multiple personal demands faced by the FVTC student population. Although the number of graduates varies widely by program capacity and demand, many graduates who reported being employed found jobs related to their field of study with some examples listed below.

FVTC Program Employment Trends in Related Occupations--Six Months After Graduation

FVTC Programs	Number Graduates	Responses	Response Percent	Percent Employed	Percent Related**
Nursing Assistant	652	424	65%	95%	86%
Truck Driving	175	108	62%	92%	91%
Business Management	108	76	70%	98%	73%
Emergency Medical Technician	92	56	61%	84%	63%
Criminal Justice – Academy	83	62	75%	95%	88%
Criminal Justice Studies	74	52	70%	90%	52%
Nursing - Associate Degree	70	50	71%	98%	88%
Medical Coding Specialist	51	37	73%	88%	73%
Medical Assistant	48	34	71%	94%	90%
Practical Nursing	46	34	74%	97%	91%

**Of those who reported being employed, the percentage who are employed in an occupation relating to the academic program.

The next section highlights summary findings and is followed by individual program results listed in alphabetical order. Each program includes six-month and five-year research results, with additional information provided on the number of jobs listed by employers in the Wisconsin TechConnect employment information system.

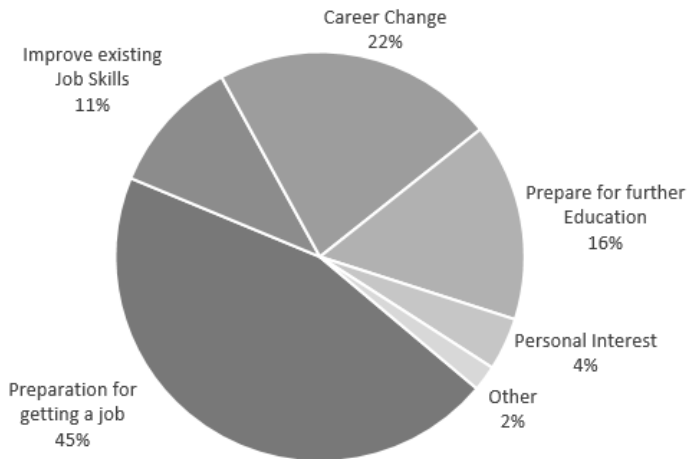
Acknowledgement

Survey research was conducted and compiled by Andrea Bauman, Research and Survey Assistant, Betty Meulemans, Telephone Surveyor, and Laura Waurio, Research Data Analyst. Special recognition and appreciation are extended to them for their diligent data collection, detailed calculations and informational survey results of nearly 5,000 graduates.

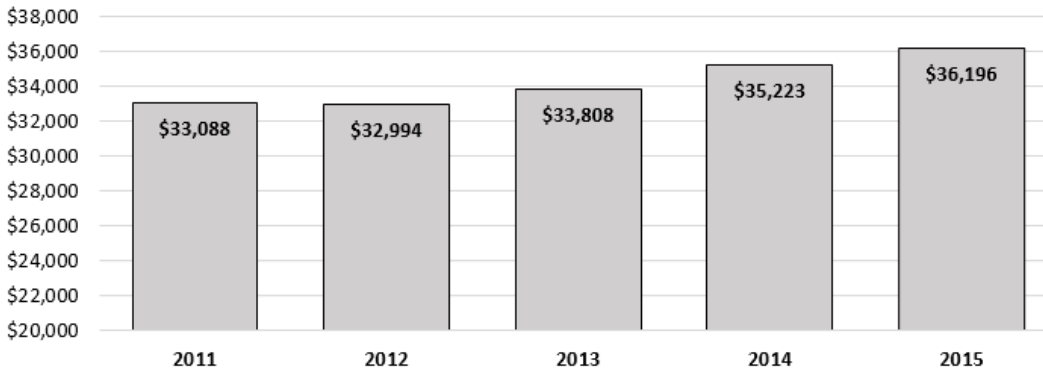
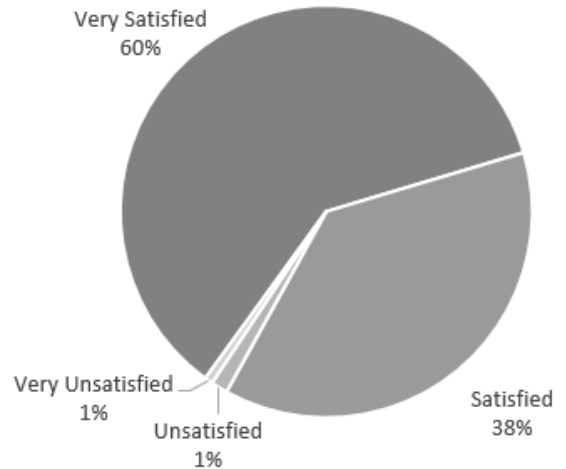
*The 41 programs with 100% of employed graduates working in degree-related jobs includes discontinued programs not detailed in this report.

Summary of Six-Month Graduate Follow-up

Graduates' Primary Reason for Attending



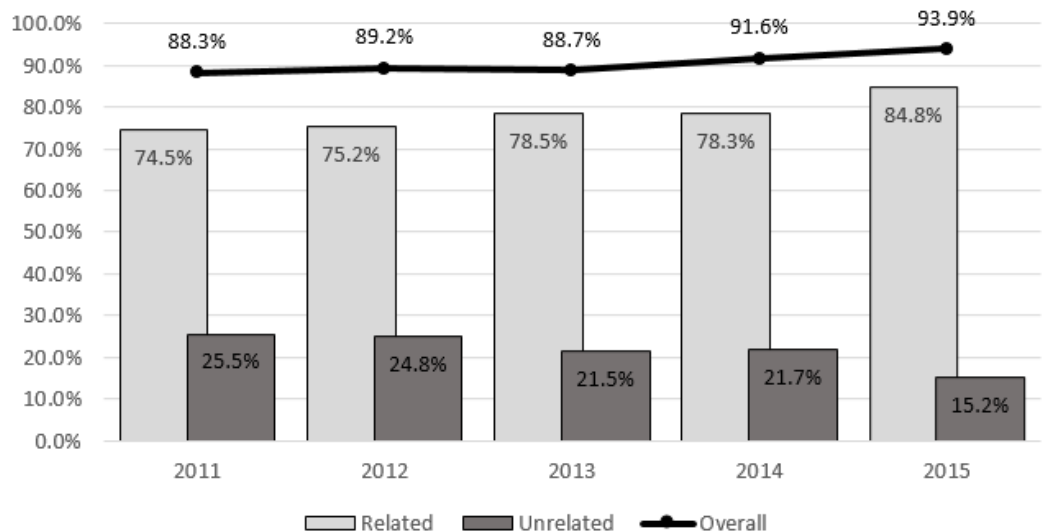
98% Satisfaction with Education Six-Month Follow-up



Graduates' Average Yearly Salary

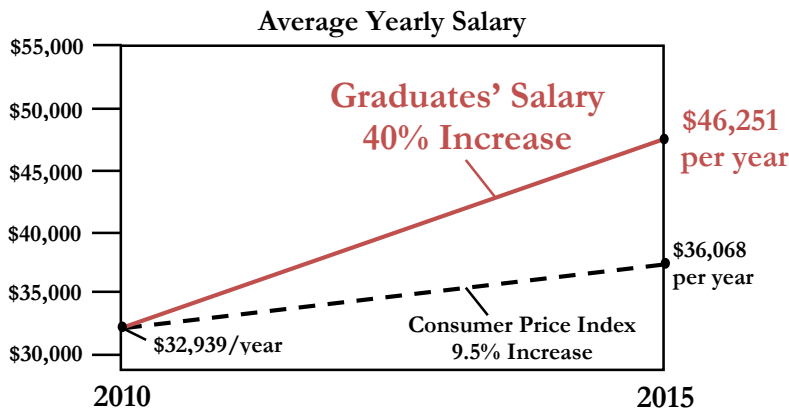
Six-Month Follow-up

Percent of Graduates Employed Six-Months After Graduation



Summary of Five-Year Graduate Follow-up

Class of 2010 Average Salary Increase

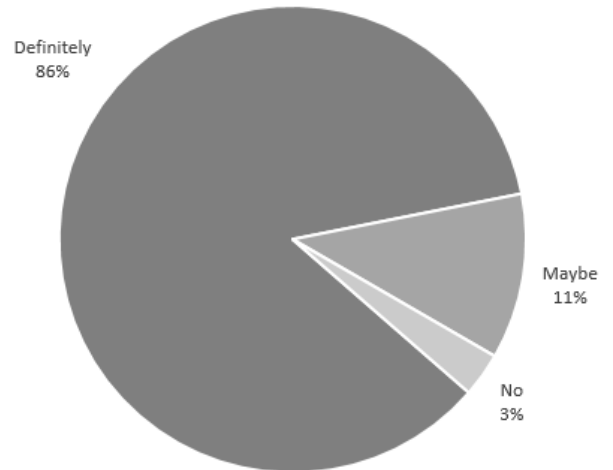


The 2010 graduates' average salary was \$32,939 six months after graduation. Average salary is calculated for graduates employed in degree-related occupations working fulltime (35 or more hours per week).

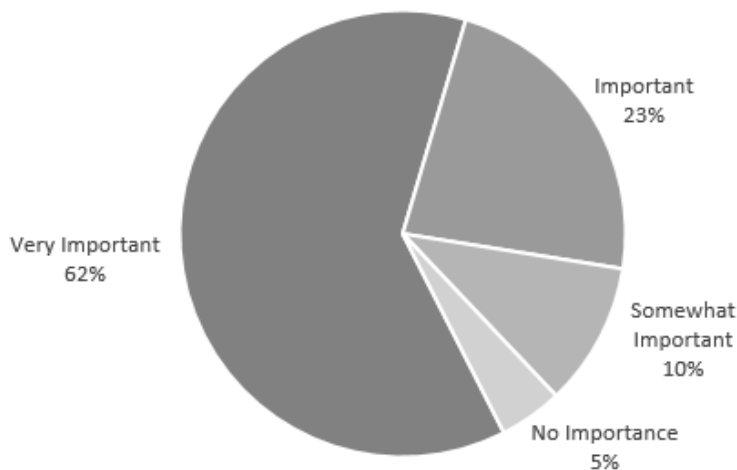
In 2015, their average annual salary was \$46,251, which was an increase of \$13,312 or 40%. If their salary increase would have been based on the Consumer Price Index, their average salary would have increased to \$36,068 or 9.5%.

Source: Consumer Price Index for Urban Areas (CPIU) as reported by U.S. Dept. of Labor Monthly Report, Bureau of Labor Statistics.

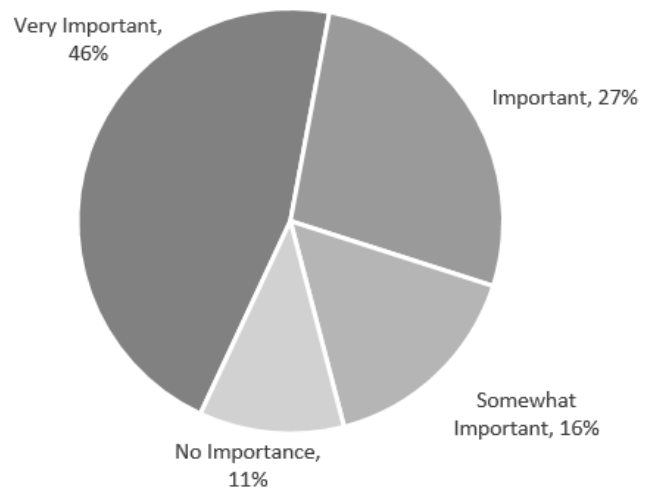
97% Would Recommend FVTC to Others Five-Year Follow-up



95% Would Rate Technical Education Important in Beginning of Career Five-Year Follow-up



89% Would Rate Technical Education Important in Career Advancement Five-Year Follow-up

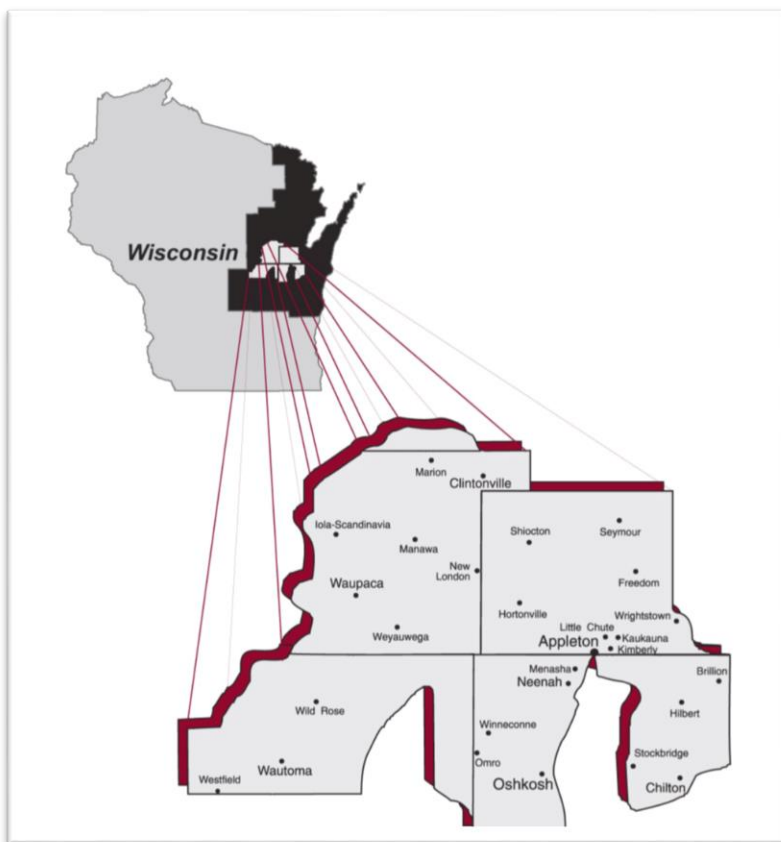


Wisconsin TechConnect



Wisconsin TechConnect is Fox Valley Technical College's online job posting website for students and graduates. This employment information system is a collaborative effort among the 16 Wisconsin Technical Colleges.

The job openings listed in this report reflect job opportunities that were posted on Wisconsin TechConnect and are located in the **FVTC District** and the **New North Region**.



New North Region

Brown, Calumet, Door, Florence, Fond du Lac, Green Lake, Kewaunee, Manitowoc, Marinette, Marquette, Menominee, Oconto, Outagamie, Shawano, Sheboygan, Waupaca, Waushara and Winnebago

Fox Valley Technical College District

Calumet, Outagamie, Waupaca, Waushara and Winnebago counties

Contact FVTC Employment Connections to learn how you can use Wisconsin TechConnect to research the employment opportunities in program areas.

Visit www.fvtc.edu/employment-connections for additional information on our services.

Appleton Campus
Room E135
920-735-Jobs(5627)

Oshkosh Riverside Campus
Main Office
920-231-Jobs(5627)

**Accounting
101011
Associate in Applied Science Degree**

	<i>Class of 2015</i>	<i>Class of 2010</i>	<i>Class of 2010</i>
	6 Months After Graduation	6 Months After Graduation	5 Years After Graduation
Total Number of Graduates	36	35	35
Number Responding	31	33	21
Total Employed	28	28	17
Percent Employed***	93%	85%	94%
Related Employment	22	15	13
Unrelated Employment	6	13	4
Seeking Employment	2	5	1
Not in Labor Market	1	-	3
Employed in the District	26 of 28	23 of 28	11 of 17
Median Annual Salary	35,000	32,000	40,570
Average Annual Salary	33,246 (17)	32,408 (11)	43,868 (10)
Range of Annual Salary	21,840 - 41,496	23,920 - 45,760	29,120 - 62,000
Average Hourly Rate	15.98 (17)	15.58 (11)	21.09 (10)
Average Hours Per Week	42 (20)	41 (11)	41 (13)
Employed Full Time	20	11	13
Employed Part Time	2	4	-
Range of Hours Per Week	35 - 64	38 - 48	36 - 45

*** of those available for employment (number responding minus those not in the labor market)
() = number of graduates responding

Job listed in Wisconsin TechConnect	Full-time	Part-time
FVTC District (5 counties):	127	133
New North (FVTC 5 counties + 13 Northeast WI counties):	265	183
Wisconsin:	1,111	517

Actual positions held by 2015 graduates:

Account Associate, Menasha Corp., Neenah, WI
 Account Clerk, Creative Group Inc., Appleton, WI
 Accountant and Tax Preparer, Waypoint Financial, Waupaca, WI
 Accounting Assistant, Children's Products LLC, Neenah, WI
 Accounting Assistant, Fox Valley Workforce Development, Neenah, WI
 Accounting Specialist/HR/Office Manager, Stavitel LLC, Appleton, WI
 Accounts Payable Manager, Waupaca Foundry, Inc., Waupaca, WI
 Accounts Receivable, Heartland Business Systems, Little Chute, WI
 Administrative Assistant, West Business Services, Appleton, WI
 Associate Accountant, Schenck SC, Oshkosh, WI
 Associate Accountant, Schenck SC, Appleton, WI
 Business Accounting Manager, Step Industries, Neenah, WI
 Business Assistant, Right Foot Performance Products, Appleton, WI
 Economic Support Specialist, Waupaca County, Waupaca, WI
 Office Manager, Team Motorsports, De Pere, WI
 Operations Finance Specialist, Faith Technologies, Inc., Menasha, WI
 Payroll Specialist, Schenck SC, Appleton, WI (2)
 Processor, One America Retirement Services, Appleton, WI
 Store Manager, Little Caesars, Waupaca, WI

Note: Salary and work hours are computed from records of respondents working 35 or more hours per week in a job related to their training.

**Accounting Assistant
311011
Technical Diploma**

	<i>Class of 2015</i>	<i>Class of 2010</i>	<i>Class of 2010</i>
	6 Months After Graduation	6 Months After Graduation	5 Years After Graduation
Total Number of Graduates	26	13	13
Number Responding	19	10	10
Total Employed	10	5	8
Percent Employed***	83%	62%	100%
Related Employment	8	4	5
Unrelated Employment	2	1	3
Seeking Employment	2	3	-
Not in Labor Market	7	2	2
Employed in the District	7 of 10	4 of 5	5 of 8
Median Annual Salary	32,040	-	-
Average Annual Salary	33,813 (6)	28,219 (3)	37,925 (3)
Range of Annual Salary	26,000 - 45,760	22,880 - 32,760	35,000 - 41,500
Average Hourly Rate	16.26 (6)	13.57 (3)	18.23 (3)
Average Hours Per Week	40 (8)	40 (4)	41 (3)
Employed Full Time	8	4	3
Employed Part Time	-	-	2
Range of Hours Per Week	35 - 43	38 - 42	40 - 42
*** of those available for employment (number responding minus those not in the labor market)			
() = number of graduates responding			

Job listed in Wisconsin TechConnect	Full-time	Part-time
FVTC District (5 counties):	31	34
New North (FVTC 5 counties + 13 Northeast WI counties):	72	67
Wisconsin:	171	125

Actual positions held by 2015 graduates:

Accountant and Tax Preparer, Waypoint Financial, Waupaca, WI
 Accounting Clerk, Ademino & Associates, Kimberly, WI
 Accounting Clerk, Great Northern Corporation, Appleton, WI
 Accounting Specialist, City of Kaukauna, Kaukauna, WI
 Accounts Receivable, Heartland Business Systems, Little Chute, WI
 Manager, Walmart Supercenter, Berlin, WI
 Office Manager, Team Motorsports, De Pere, WI
 Operations Finance Specialist, Faith Technologies, Inc., Menasha, WI

Note: Salary and work hours are computed from records of respondents working 35 or more hours per week in a job related to their training.

Administrative Professional**
101066
Associate in Applied Science Degree

	<i>Class of 2015</i>	<i>Class of 2010*</i>	<i>Class of 2010*</i>
	6 Months After Graduation	6 Months After Graduation	5 Years After Graduation
Total Number of Graduates	20	30	31
Number Responding	16	27	19
Total Employed	15	18	16
Percent Employed***	100%	72%	94%
Related Employment	14	16	13
Unrelated Employment	1	2	3
Seeking Employment	-	7	1
Not in Labor Market	1	2	2
Employed in the District	14 of 15	18 of 18	11 of 16
Median Annual Salary	29,328	26,832	41,007
Average Annual Salary	29,906 (11)	27,350 (9)	40,297 (10)
Range of Annual Salary	24,960 - 40,100	20,800 - 43,555	28,080 - 55,000
Average Hourly Rate	14.38 (11)	13.15 (9)	19.37 (10)
Average Hours Per Week	42 (12)	39 (11)	41 (10)
Employed Full Time	12	11	10
Employed Part Time	2	5	3
Range of Hours Per Week	40 - 55	36 - 40	36 - 45

*** of those available for employment (number responding minus those not in the labor market)
 () = number of graduates responding

*Variations in state reporting impacts graduate counts.

**Formerly: Administrative Assistant

Job listed in Wisconsin TechConnect	Full-time	Part-time
FVTC District (5 counties):	414	169
New North (FVTC 5 counties + 13 Northeast WI counties):	752	271
Wisconsin:	1,780	745

Actual positions held by 2015 graduates:

- Account Manager/HR/Dispatcher/Admin, Ramsden Construction, Wisconsin Rapids, WI
- Administrative Assistant, Bergstrom Automotive, Oshkosh, WI
- Administrative Assistant, Big Rig Chrome Shop, Oshkosh, WI
- Administrative Assistant, Dillon, Endries, Otto, & Calmes, Neenah, WI
- Administrative Assistant, Fox Valley Technical College, Appleton, WI
- Administrative Assistant, St. John Nepomucene School, Little Chute, WI
- Administrative Assistant, Thrivent Financial, Appleton, WI
- Customer Service Specialist, J. J. Keller & Associates, Inc., Neenah, WI
- Medical Records Staff, ThedaCare, Appleton, WI
- Merchandising Assistant, School Specialty, Greenville, WI
- Office Operations Associate, WI Department of Corrections, Waupaca, WI
- Office Services Assistant, Bemis Company, Neenah, WI

Note: Salary and work hours are computed from records of respondents working 35 or more hours per week in a job related to their training.

Aeronautics - Pilot Training
104021
Associate in Applied Science Degree

	<i>Class of 2015</i>	<i>Class of 2010</i>	<i>Class of 2010</i>
	6 Months After Graduation	6 Months After Graduation	5 Years After Graduation
Total Number of Graduates	5	3	3
Number Responding	2	3	2
Total Employed	2	2	1
Percent Employed***	100%	67%	100%
Related Employment	2	1	1
Unrelated Employment	-	1	-
Seeking Employment	-	1	-
Not in Labor Market	-	-	1
Employed in the District	1 of 2	2 of 2	1 of 1
Median Annual Salary	-	-	-
Average Annual Salary	-	-	-
Range of Annual Salary	-	-	-
Average Hourly Rate	-	-	-
Average Hours Per Week	-	-	-
Employed Full Time	2	1	1
Employed Part Time	-	-	-
Range of Hours Per Week	45 - 50	-	-

*** of those available for employment (number responding minus those not in the labor market)

Job listed in Wisconsin TechConnect	Full-time	Part-time
FVTC District (5 counties):	1	2
New North (FVTC 5 counties + 13 Northeast WI counties):	1	2
Wisconsin:	1	2

Actual positions held by 2015 graduates:
 Certified Flight Instructor, CAVU Flight Academy, Appleton, WI
 Flight Instructor, West Bend Air, West Bend, WI

Note: Salary and work hours are computed from records of respondents working 35 or more hours per week in a job related to their training.

Aeronautics - Professional Pilot
314021
Technical Diploma

	<i>Class of 2015</i>	<i>Class of 2010</i>	<i>Class of 2010</i>
	6 Months After Graduation	<i>6 Months After Graduation</i>	<i>5 Years After Graduation</i>
Total Number of Graduates	3		
Number Responding	3		
Total Employed	2		
Percent Employed***	100%		
Related Employment	1		
Unrelated Employment	1		
Seeking Employment	-		
Not in Labor Market	1		
Employed in the District	2 of 2		<i>This program had no graduates in 2009-10</i>
Median Annual Salary	-		
Average Annual Salary	-		
Range of Annual Salary	-		
Average Hourly Rate	-		
Average Hours Per Week	-		
Employed Full Time	1		
Employed Part Time	-		
Range of Hours Per Week	-		

*** of those available for employment (number responding minus those not in the labor market)

Job listed in Wisconsin TechConnect	Full-time	Part-time
FVTC District (5 counties):	0	0
New North (FVTC 5 counties + 13 Northeast WI counties):	0	0
Wisconsin:	6	3
Actual positions held by 2015 graduates:		
Airline Pilot, Air Wisconsin Airlines Corporation, Appleton, WI		

Note: Salary and work hours are computed from records of respondents working 35 or more hours per week in a job related to their training.

Agribusiness Agronomy Technician
310064
Technical Diploma

	<i>Class of 2015</i>	<i>Class of 2010</i>	<i>Class of 2010</i>
	6 Months After Graduation	<i>6 Months After Graduation</i>	<i>5 Years After Graduation</i>
Total Number of Graduates	29		
Number Responding	28		
Total Employed	23		
Percent Employed***	96%		
Related Employment	22		
Unrelated Employment	1		
Seeking Employment	1		
Not in Labor Market	4		
Employed in the District	9 of 23		<i>This program had</i>
Median Annual Salary	32,053		<i>no graduates in 2009-10</i>
Average Annual Salary	34,563 (19)		
Range of Annual Salary	19,760 - 58,240		
Average Hourly Rate	16.62 (19)		
Average Hours Per Week	48 (21)		
Employed Full Time	21		
Employed Part Time	1		
Range of Hours Per Week	40 - 80		

*** of those available for employment (number responding minus those not in the labor market)
 () = number of graduates responding

Job listed in Wisconsin TechConnect	Full-time	Part-time
FVTC District (5 counties):	2	0
New North (FVTC 5 counties + 13 Northeast WI counties):	8	0
Wisconsin:	9	0

Actual positions held by 2015 graduates:

Agri-Business Technician, Stern Crop Consulting LLC, Bonduel, WI
 Agricultural Equipment Operator, Van De Loo Farms, Kaukauna, WI
 Agronomist, Country Visions Cooperative, Ripon, WI
 Agronomy Sales & Applications, United Cooperative, Denmark, WI
 Applicator & Sales Agronomist, CHS Larsen Cooperative, Readfield, WI
 Applicator, Larsen Co-Op, Readfield, WI
 Custom Applicator, Rio Creek Feed Mill, Algoma, WI
 Dairy Manager, Jerseyland Dairy LLC., Sturgeon Bay, WI
 Farm Hand, Ronsman Family Farm, New Franken, WI
 Field Manager Apprentice, Ted Baginski & Sons Inc, Antigo, WI
 General Farm Labor, Seidl Farms Inc., Deerbrook, WI
 Global Positioning System Consultant, Riesterer & Schnell, Inc., Hortonville, WI
 Instructional Aide, Fox Valley Technical College, Appleton, WI
 Lab Technician, NorthStar Cooperative, Inc., Neenah, WI
 Livestock Specialist, Crystal Creek, Spooner, WI
 Office Administrator, Frontier FS Co-Op, Amherst Junction, WI
 Owner/Operator, G & Z Farm Services, Seymour, WI
 Parlor Manager, Krahn Dairy, Brillion, WI
 Sales Agronomist, Country Visions Cooperative, Reedsville, WI
 Warehouse Manager, CHS Larsen Cooperative, New London, WI

Note: Salary and work hours are computed from records of respondents working 35 or more hours per week in a job related to their training.

**Agribusiness Dairy Technician
310065
Technical Diploma**

	<i>Class of 2015</i>	<i>Class of 2010</i>	<i>Class of 2010</i>
	6 Months After Graduation	<i>6 Months After Graduation</i>	<i>5 Years After Graduation</i>
Total Number of Graduates	17		
Number Responding	13		
Total Employed	9		
Percent Employed***	82%		
Related Employment	8		
Unrelated Employment	1		
Seeking Employment	2		
Not in Labor Market	2		
Employed in the District	3 of 9		<i>This program had no graduates in 2009-10</i>
Median Annual Salary	31,600		
Average Annual Salary	32,437 (8)		
Range of Annual Salary	20,800 - 50,000		
Average Hourly Rate	15.59 (8)		
Average Hours Per Week	49 (8)		
Employed Full Time	8		
Employed Part Time	-		
Range of Hours Per Week	40 - 80		
*** of those available for employment (number responding minus those not in the labor market)			
() = number of graduates responding			

Job listed in Wisconsin TechConnect	Full-time	Part-time
FVTC District (5 counties):	28	6
New North (FVTC 5 counties + 13 Northeast WI counties):	31	6
Wisconsin:	33	6
Actual positions held by 2015 graduates:		
Agri-Business Technician, Stern Crop Consulting LLC, Bonduel, WI		
Applicator, Larsen Co-Op, Readfield, WI		
Dairy Manager, Jerseyland Dairy LLC., Sturgeon Bay, WI		
Farm Hand, Ronsman Family Farm, New Franken, WI		
Livestock Specialist, Crystal Creek, Spooner, WI		
Office Administrator, Frontier FS Co-Op, Amherst Junction, WI		
Parlor Manager, Krahn Dairy, Brillion, WI		
Warehouse Manager, CHS Larsen Cooperative, New London, WI		

Note: Salary and work hours are computed from records of respondents working 35 or more hours per week in a job related to their training.

**Agribusiness Management Technician
310066
Technical Diploma**

	<i>Class of 2015</i>	<i>Class of 2010</i>	<i>Class of 2010</i>
	6 Months After Graduation	<i>6 Months After Graduation</i>	<i>5 Years After Graduation</i>
Total Number of Graduates	25		
Number Responding	25		
Total Employed	21		
Percent Employed***	91%		
Related Employment	20		
Unrelated Employment	1		
Seeking Employment	2		
Not in Labor Market	2		
Employed in the District	9 of 21	<i>This program had no graduates in 2009-10</i>	
Median Annual Salary	32,053		
Average Annual Salary	35,053 (17)		
Range of Annual Salary	19,760 - 58,240		
Average Hourly Rate	16.85 (17)		
Average Hours Per Week	47 (19)		
Employed Full Time	19		
Employed Part Time	1		
Range of Hours Per Week	40 - 80		
*** of those available for employment (number responding minus those not in the labor market)			
() = number of graduates responding			

Job listed in Wisconsin TechConnect	Full-time	Part-time
FVTC District (5 counties):	6	0
New North (FVTC 5 counties + 13 Northeast WI counties):	7	0
Wisconsin:	19	0

Actual positions held by 2015 graduates:

Agri-Business Technician, Stern Crop Consulting LLC, Bonduel, WI
 Agricultural Equipment Operator, Van De Loo Farms, Kaukauna, WI
 Agronomist, Country Visions Cooperative, Ripon, WI
 Agronomy Sales & Applications, United Cooperative, Denmark, WI
 Applicator & Sales Agronomist, CHS Larsen Cooperative, Readfield, WI
 Applicator, Larsen Co-Op, Readfield, WI
 Custom Applicator, Rio Creek Feed Mill, Algoma, WI
 Dairy Manager, Jerseyland Dairy LLC., Sturgeon Bay, WI
 Farm Hand, Ronsman Family Farm, New Franken, WI
 Global Positioning System Consultant, Riesterer & Schnell, Inc., Hortonville, WI
 Instructional Aide, Fox Valley Technical College, Appleton, WI
 Lab Technician, NorthStar Cooperative, Inc., Neenah, WI
 Livestock Specialist, Crystal Creek, Spooner, WI
 Office Administrator, Frontier FS Co-Op, Amherst Junction, WI
 Owner/Operator, G & Z Farm Services, Seymour, WI
 Parlor Manager, Krahn Dairy, Brillion, WI
 Sales Agronomist, Country Visions Cooperative, Reedsville, WI
 Warehouse Manager, CHS Larsen Cooperative, New London, WI

Note: Salary and work hours are computed from records of respondents working 35 or more hours per week in a job related to their training.

Agri-Business/Science Technology

100062

Associate in Applied Science Degree

	<i>Class of 2015</i>	<i>Class of 2010</i>	<i>Class of 2010</i>
	6 Months After Graduation	6 Months After Graduation	5 Years After Graduation
Total Number of Graduates	28	11	11
Number Responding	28	10	8
Total Employed	23	8	8
Percent Employed***	92%	100%	100%
Related Employment	22	7	8
Unrelated Employment	1	1	-
Seeking Employment	2	-	-
Not in Labor Market	3	2	-
Employed in the District	9 of 23	2 of 8	2 of 8
Median Annual Salary	33,186	24,000	-
Average Annual Salary	35,327 (18)	24,352 (5)	48,333 (3)
Range of Annual Salary	19,760 - 58,240	20,800 - 30,000	35,000 - 60,000
Average Hourly Rate	16.98 (18)	11.71 (5)	23.24 (3)
Average Hours Per Week	47 (21)	45 (6)	42 (8)
Employed Full Time	21	6	8
Employed Part Time	1	1	-
Range of Hours Per Week	40 - 80	40 - 50	40 - 50

*** of those available for employment (number responding minus those not in the labor market)
() = number of graduates responding

Job listed in Wisconsin TechConnect	Full-time	Part-time
FVTC District (5 counties):	12	6
New North (FVTC 5 counties + 13 Northeast WI counties):	22	6
Wisconsin:	92	16

Actual positions held by 2015 graduates:

Agri-Business Technician, Stern Crop Consulting LLC, Bonduel, WI
 Agricultural Equipment Operator, Van De Loo Farms, Kaukauna, WI
 Agronomist, Country Visions Cooperative, Ripon, WI
 Agronomy Sales & Applications, United Cooperative, Denmark, WI
 Applicator & Sales Agronomist, CHS Larsen Cooperative, Readfield, WI
 Applicator, Larsen Co-Op, Readfield, WI
 Custom Applicator, Rio Creek Feed Mill, Algoma, WI
 Dairy Manager, Jerseyland Dairy LLC., Sturgeon Bay, WI
 Farm Hand, Gretzinger Family Farm, Shawano, WI
 Farm Hand, Ronsman Family Farm, New Franken, WI
 Field Manager Apprentice, Ted Baginski & Sons Inc, Antigo, WI
 Global Positioning System Consultant, Riesterer & Schnell, Inc., Hortonville, WI
 Instructional Aide, Fox Valley Technical College, Appleton, WI
 Lab Technician, NorthStar Cooperative, Inc., Neenah, WI
 Livestock Specialist, Crystal Creek, Spooner, WI
 Office Administrator, Frontier FS Co-Op, Amherst Junction, WI
 Owner/Operator, G & Z Farm Services, Seymour, WI
 Parlor Manager, Krahn Dairy, Brillion, WI
 Sales Agronomist, Country Visions Cooperative, Reedsville, WI
 Warehouse Manager, CHS Larsen Cooperative, New London, WI

Note: Salary and work hours are computed from records of respondents working 35 or more hours per week in a job related to their training.

**Agriculture Equipment Service Technician
310032
Technical Diploma**

	<i>Class of 2015</i>	<i>Class of 2010</i>	<i>Class of 2010</i>
	6 Months After Graduation	<i>6 Months After Graduation</i>	<i>5 Years After Graduation</i>
Total Number of Graduates	16		
Number Responding	14		
Total Employed	14		
Percent Employed***	100%		
Related Employment	14		
Unrelated Employment	-		
Seeking Employment	-		
Not in Labor Market	-		
Employed in the District	3 of 14		<i>This program had no graduates in 2009-10</i>
Median Annual Salary	33,280		
Average Annual Salary	34,967 (11)		
Range of Annual Salary	24,960 - 49,920		
Average Hourly Rate	16.81 (11)		
Average Hours Per Week	48 (14)		
Employed Full Time	14		
Employed Part Time	-		
Range of Hours Per Week	40 - 70		
*** of those available for employment (number responding minus those not in the labor market)			
() = number of graduates responding			

Job listed in Wisconsin TechConnect	Full-time	Part-time
FVTC District (5 counties):	53	1
New North (FVTC 5 counties + 13 Northeast WI counties):	65	1
Wisconsin:	81	3

Actual positions held by 2015 graduates:

Ag Mechanic, Vanderloop Equipment, Inc., Brillion, WI
Agriculture Technician, EIS Implement, Inc., Two Rivers, WI
Farm Hand/Mechanic, Mastey Family Farm, Bonduel, WI
Farm Manager/Service Technician, Nickel Farms LLC, Waupaca, WI
Farmer, McCulley Dairy, Reedsville, WI
Harvest Operations, Del Monte Corporation, Markesan, WI
Mechanic, Grotegut Dairy Farm, Inc., Newton, WI
Mechanic, Knowles Produce & Trading Co., Lomira, WI
Owner/Operator, Double H Outdoors FPS, Iola, WI
Owner/Operator, L & W Farms LLP, Pulaski, WI
Service Technician, Service Motor Company, New Franken, WI
Service Technician, Swiderski Equipment, Inc., Wausau, WI
Technician, Lindstrom Equipment, Mondovi, WI

Note: Salary and work hours are computed from records of respondents working 35 or more hours per week in a job related to their training.

Agriculture Power Equipment**

100032

Associate in Applied Science Degree

	<i>Class of 2015</i>	<i>Class of 2010</i>	<i>Class of 2010</i>
	6 Months After Graduation	6 Months After Graduation	5 Years After Graduation
Total Number of Graduates	6	4	4
Number Responding	4	3	2
Total Employed	4	3	1
Percent Employed***	100%	100%	100%
Related Employment	4	2	-
Unrelated Employment	-	1	1
Seeking Employment	-	-	-
Not in Labor Market	-	-	1
Employed in the District	3 of 4	1 of 3	1 of 1
Median Annual Salary	-	-	-
Average Annual Salary	29,120 (3)	-	-
Range of Annual Salary	27,040 - 31,200	-	-
Average Hourly Rate	14.00 (3)	-	-
Average Hours Per Week	40 (3)	-	-
Employed Full Time	3	2	-
Employed Part Time	1	-	-
Range of Hours Per Week	40 - 40	36 - 50	-

*** of those available for employment (number responding minus those not in the labor market)
() = number of graduates responding

Note: Salaries include commission but exclude bonuses or product discounts associated with sales positions.

**Formerly: Agriculture/Outdoor Power Equipment

Job listed in Wisconsin TechConnect	Full-time	Part-time
FVTC District (5 counties):	6	0
New North (FVTC 5 counties + 13 Northeast WI counties):	7	0
Wisconsin:	7	0

Actual positions held by 2015 graduates:

Service Technician, Beaver Machine, Inc., Coleman, WI
 Service Technician, Service Motor Company, Dale, WI
 Service Technician, Vermeer-Wisconsin, Inc., Little Chute, WI

Note: Salary and work hours are computed from records of respondents working 35 or more hours per week in a job related to their training.

Fox Valley Technical College: 2016 Graduate Employment Research Report of 2014-15 Graduates

Aircraft Electronics
104022
Associate in Applied Science Degree

	<i>Class of 2015</i>	<i>Class of 2010</i>	<i>Class of 2010</i>
	6 Months After Graduation	6 Months After Graduation	5 Years After Graduation
Total Number of Graduates	5	7	7
Number Responding	4	6	5
Total Employed	1	3	5
Percent Employed***	100%	75%	100%
Related Employment	1	2	4
Unrelated Employment	-	1	1
Seeking Employment	-	1	-
Not in Labor Market	3	2	-
Employed in the District	-	-	1 of 5
Median Annual Salary	-	-	-
Average Annual Salary	-	-	-
Range of Annual Salary	-	-	-
Average Hourly Rate	-	-	-
Average Hours Per Week	-	-	42 (3)
Employed Full Time	1	2	3
Employed Part Time	-	-	1
Range of Hours Per Week	-	50 - 50	40 - 45

*** of those available for employment (number responding minus those not in the labor market)
 () = number of graduates responding

Job listed in Wisconsin TechConnect	Full-time	Part-time
FVTC District (5 counties):	0	0
New North (FVTC 5 counties + 13 Northeast WI counties):	0	0
Wisconsin:	2	0

Actual positions held by 2015 graduates:
 Avionics Technician, Jet Air Group, Green Bay, WI

Note: Salary and work hours are computed from records of respondents working 35 or more hours per week in a job related to their training.

Airframe & Powerplant Mechanics
324021
Technical Diploma

	<i>Class of 2015</i>	<i>Class of 2010</i>	<i>Class of 2010</i>
	6 Months After Graduation	6 Months After Graduation	5 Years After Graduation
Total Number of Graduates	16	16	16
Number Responding	9	13	14
Total Employed	6	8	13
Percent Employed***	100%	100%	100%
Related Employment	5	7	12
Unrelated Employment	1	1	1
Seeking Employment	-	-	-
Not in Labor Market	3	5	1
Employed in the District	2 of 6	2 of 8	7 of 13
Median Annual Salary	34,528	29,120	59,640
Average Annual Salary	37,370 (5)	29,536 (5)	55,705 (8)
Range of Annual Salary	29,120 - 49,920	24,960 - 35,360	37,440 - 68,640
Average Hourly Rate	17.97 (5)	14.20 (5)	26.78 (8)
Average Hours Per Week	41 (5)	43 (5)	43 (10)
Employed Full Time	5	5	10
Employed Part Time	-	2	2
Range of Hours Per Week	40 - 45	40 - 50	40 - 55

*** of those available for employment (number responding minus those not in the labor market)
 () = number of graduates responding

Job listed in Wisconsin TechConnect	Full-time	Part-time
FVTC District (5 counties):	2	2
New North (FVTC 5 counties + 13 Northeast WI counties):	2	2
Wisconsin:	10	2

Actual positions held by 2015 graduates:

Aircraft Mechanic, Aloha Air Cargo, Honolulu, HI
 Aircraft Mechanic, Quest Aircraft, Sandpoint, ID
 Aircraft Mechanic, Trans States Airlines, St. Louis, MO
 Field Services Trainer, Cirrus Aircraft Corporation, Duluth, MN
 Lead Mechanic, Sonex Aircraft, LLC, Oshkosh, WI

Note: Salary and work hours are computed from records of respondents working 35 or more hours per week in a job related to their training.

**Alcohol & Other Drug Abuse Associate
105501**

Associate in Applied Science Degree

	<i>Class of 2015</i>	<i>Class of 2010*</i>	<i>Class of 2010*</i>
	6 Months After Graduation	6 Months After Graduation	5 Years After Graduation
Total Number of Graduates	13	11	12
Number Responding	10	10	5
Total Employed	9	5	4
Percent Employed***	90%	71%	100%
Related Employment	7	4	4
Unrelated Employment	2	1	-
Seeking Employment	1	2	-
Not in Labor Market	-	3	1
Employed in the District	6 of 9	4 of 5	3 of 4
Median Annual Salary	27,040	-	-
Average Annual Salary	28,132 (4)	31,706 (3)	-
Range of Annual Salary	21,840 - 36,608	29,120 - 36,878	-
Average Hourly Rate	13.52 (4)	15.24 (3)	-
Average Hours Per Week	41 (5)	40 (3)	42 (4)
Employed Full Time	5	3	4
Employed Part Time	2	1	-
Range of Hours Per Week	40 - 45	40 - 40	40 - 50

*** of those available for employment (number responding minus those not in the labor market)
() = number of graduates responding

**Variations in state reporting impacts graduate counts.*

Job listed in Wisconsin TechConnect	Full-time	Part-time
FVTC District (5 counties):	30	21
New North (FVTC 5 counties + 13 Northeast WI counties):	36	24
Wisconsin:	60	47

Actual positions held by 2015 graduates:

AODA Counselor, Mooring Programs, Inc., Appleton, WI
 House Manager, Genesis Behavioral Services, Inc., Hartford, WI
 Substance Abuse Counselor, Green Bay Comprehensive Treatment Center, Green Bay, WI
 Substance Abuse Counselor, Pathways to a Better Life, LLC, Kiel, WI

Note: Salary and work hours are computed from records of respondents working 35 or more hours per week in a job related to their training.

**Auto Collision Repair and Refinishing Technician
324051
Technical Diploma**

	<i>Class of 2015</i>	<i>Class of 2010</i>	<i>Class of 2010</i>
	6 Months After Graduation	6 Months After Graduation	5 Years After Graduation
Total Number of Graduates	3	6	6
Number Responding	2	5	4
Total Employed	2	5	4
Percent Employed***	100%	100%	100%
Related Employment	2	5	2
Unrelated Employment	-	-	2
Seeking Employment	-	-	-
Not in Labor Market	-	-	-
Employed in the District	1 of 2	4 of 5	2 of 4
Median Annual Salary	-	21,840	-
Average Annual Salary	-	23,691 (5)	-
Range of Annual Salary	-	17,680 - 32,240	-
Average Hourly Rate	-	11.39 (5)	-
Average Hours Per Week	-	41 (5)	-
Employed Full Time	2	5	2
Employed Part Time	-	-	-
Range of Hours Per Week	40 - 40	40 - 45	40 - 40

*** of those available for employment (number responding minus those not in the labor market)
() = number of graduates responding

Job listed in Wisconsin TechConnect	Full-time	Part-time
FVTC District (5 counties):	62	3
New North (FVTC 5 counties + 13 Northeast WI counties):	71	3
Wisconsin:	134	10

Actual positions held by 2015 graduates:

Body Shop Technician, Jeep's Auto Body Shop LLC, Fond du Lac, WI
Detailer, Joe Friday's Collision Center, LLC, Appleton, WI

Note: Salary and work hours are computed from records of respondents working 35 or more hours per week in a job related to their training.

Automated Manufacturing Systems Technology**

106283

Associate in Applied Science Degree

	<i>Class of 2015</i>	<i>Class of 2010</i>	<i>Class of 2010</i>
	6 Months After Graduation	6 Months After Graduation	5 Years After Graduation
Total Number of Graduates	19	4	4
Number Responding	14	3	4
Total Employed	11	3	3
Percent Employed***	92%	100%	100%
Related Employment	10	3	3
Unrelated Employment	1	-	-
Seeking Employment	1	-	-
Not in Labor Market	2	-	1
Employed in the District	8 of 11	2 of 3	2 of 3
Median Annual Salary	42,050	-	-
Average Annual Salary	45,116 (10)	42,016 (3)	74,333 (3)
Range of Annual Salary	35,360 - 60,000	40,000 - 43,680	65,000 - 90,000
Average Hourly Rate	21.69 (10)	20.20 (3)	35.74 (3)
Average Hours Per Week	43 (10)	41 (3)	43 (3)
Employed Full Time	10	3	3
Employed Part Time	-	-	-
Range of Hours Per Week	40 - 50	40 - 44	40 - 45

*** of those available for employment (number responding minus those not in the labor market)
() = number of graduates responding

Note: Additional related job openings are listed under Electro-Mechanical Technology due to similar job responsibilities.

**Formerly: Automated Manufacturing Systems Technician

Job listed in Wisconsin TechConnect	Full-time	Part-time
FVTC District (5 counties):	105	0
New North (FVTC 5 counties + 13 Northeast WI counties):	116	0
Wisconsin:	336	11

Actual positions held by 2015 graduates:

Controller, Sargento Foods, Inc., Hilbert, WI
 Controls Designer, Trident Automation, Kimberly, WI
 Controls Engineer, H&CS Custom Design Solutions, Green Bay, WI
 Controls Technician, P.J. Kortens and Company, Inc., Appleton, WI
 Design Engineer, HiTech Control Systems, Neenah, WI
 Electromechanical Technician, Presto Products Co. / Reynolds Consumer Products Inc., Weyauwega, WI
 Field Service Engineer, A & B Engineering Services, Randolph, WI
 Maintenance Technician, Bemis Healthcare Packaging, Oshkosh, WI
 Maintenance Technician, Miller Electric Manufacturing Co., Appleton, WI
 Technical Support Specialist, Werner Electric Supply, Neenah, WI

Note: Salary and work hours are computed from records of respondents working 35 or more hours per week in a job related to their training.

**Automotive Maintenance Technician
314043
Technical Diploma**

	<i>Class of 2015</i>	<i>Class of 2010*</i>	<i>Class of 2010*</i>
	6 Months After Graduation	<i>6 Months After Graduation</i>	<i>5 Years After Graduation</i>
Total Number of Graduates	5		1
Number Responding	2		1
Total Employed	1		1
Percent Employed***	100%		100%
Related Employment	1		-
Unrelated Employment	-		1
Seeking Employment	-		-
Not in Labor Market	1		-
Employed in the District	1 of 1		1 of 1
Median Annual Salary	-		-
Average Annual Salary	-		-
Range of Annual Salary	-		-
Average Hourly Rate	-		-
Average Hours Per Week	-		-
Employed Full Time	-		-
Employed Part Time	1		-
Range of Hours Per Week	-		-

*** of those available for employment (number responding minus those not in the labor market)

() = number of graduates responding

**Variations in state reporting impacts graduate counts.*

Job listed in Wisconsin TechConnect	Full-time	Part-time
FVTC District (5 counties):	43	7
New North (FVTC 5 counties + 13 Northeast WI counties):	93	11
Wisconsin:	298	76

Note: Salary and work hours are computed from records of respondents working 35 or more hours per week in a job related to their training.

Fox Valley Technical College: 2016 Graduate Employment Research Report of 2014-15 Graduates

**Automotive Technician
324042
Technical Diploma**

	<i>Class of 2015</i>	<i>Class of 2010</i>	<i>Class of 2010</i>
	6 Months After Graduation	<i>6 Months After Graduation</i>	<i>5 Years After Graduation</i>
Total Number of Graduates	10		
Number Responding	6		
Total Employed	5		
Percent Employed***	83%		
Related Employment	5		
Unrelated Employment	-		
Seeking Employment	1		
Not in Labor Market	-	<i>This program had insufficient graduate data in 2009-10</i>	
Employed in the District	5 of 5		
Median Annual Salary	-		
Average Annual Salary	29,467 (3)		
Range of Annual Salary	18,720 - 43,680		
Average Hourly Rate	14.17 (3)		
Average Hours Per Week	43 (5)		
Employed Full Time	5		
Employed Part Time	-		
Range of Hours Per Week	40 - 50		
*** of those available for employment (number responding minus those not in the labor market)			
() = number of graduates responding			

Job listed in Wisconsin TechConnect	Full-time	Part-time
FVTC District (5 counties):	28	1
New North (FVTC 5 counties + 13 Northeast WI counties):	78	10
Wisconsin:	414	116
Actual positions held by 2015 graduates:		
Automotive Mechanic, Gustman, Appleton, WI		
Automotive Technician, Central Garage of Chilton, Inc., Chilton, WI		
Automotive Technician, DC Auto Repair and Quick Lube, LLC, Appleton, WI		
Automotive Technician, Gustman, Seymour, WI		
Mobile Mechanic, Frito-Lay, Kaukauna, WI		

Note: Salary and work hours are computed from records of respondents working 35 or more hours per week in a job related to their training.

Automotive Technician – Imports
326021
Technical Diploma

	<i>Class of 2015</i>	<i>Class of 2010</i>	<i>Class of 2010</i>
	6 Months After Graduation	<i>6 Months After Graduation</i>	<i>5 Years After Graduation</i>
Total Number of Graduates	5		
Number Responding	4		
Total Employed	4		
Percent Employed***	100%		
Related Employment	4		
Unrelated Employment	-		
Seeking Employment	-		
Not in Labor Market	-		
Employed in the District	4 of 4	<i>This program had insufficient graduate data in 2009-10</i>	
Median Annual Salary	37,148		
Average Annual Salary	37,394 (4)		
Range of Annual Salary	33,280 - 42,000		
Average Hourly Rate	17.98 (4)		
Average Hours Per Week	40 (4)		
Employed Full Time	4		
Employed Part Time	-		
Range of Hours Per Week	40 - 40		
*** of those available for employment (number responding minus those not in the labor market)			
() = number of graduates responding			

Job listed in Wisconsin TechConnect	Full-time	Part-time
FVTC District (5 counties):	0	0
New North (FVTC 5 counties + 13 Northeast WI counties):	0	0
Wisconsin:	5	0
Actual positions held by 2015 graduates:		
Auto Technician, Bergstrom Automotive, Oshkosh, WI		
Mechanic, Meister Import Motors, Greenville, WI		
Service Technician, Bergstrom Automotive, Appleton, WI		

Note: Salary and work hours are computed from records of respondents working 35 or more hours per week in a job related to their training.

Automotive Technology
106023
Associate in Applied Science Degree

	<i>Class of 2015</i>	<i>Class of 2010</i>	<i>Class of 2010</i>
	6 Months After Graduation	6 Months After Graduation	5 Years After Graduation
Total Number of Graduates	17	21	21
Number Responding	11	15	11
Total Employed	10	12	10
Percent Employed***	100%	92%	100%
Related Employment	9	12	8
Unrelated Employment	1	-	2
Seeking Employment	-	1	-
Not in Labor Market	1	2	1
Employed in the District	9 of 10	10 of 12	5 of 10
Median Annual Salary	33,800	24,960	51,000
Average Annual Salary	33,020 (4)	26,788 (10)	51,045 (6)
Range of Annual Salary	27,040 - 37,440	17,680 - 50,000	38,480 - 64,189
Average Hourly Rate	15.88 (4)	12.88 (10)	24.54 (6)
Average Hours Per Week	49 (7)	43 (12)	47 (6)
Employed Full Time	7	12	6
Employed Part Time	2	-	2
Range of Hours Per Week	40 - 80	40 - 55	36 - 60

*** of those available for employment (number responding minus those not in the labor market)
 () = number of graduates responding

Job listed in Wisconsin TechConnect	Full-time	Part-time
FVTC District (5 counties):	79	17
New North (FVTC 5 counties + 13 Northeast WI counties):	113	18
Wisconsin:	206	54

Actual positions held by 2015 graduates:

Auto Technician, J & R Auto Service, Oshkosh, WI
 Automotive / Lube Technician, Gustman, Kaukauna, WI
 Automotive Technician, Goss Auto Body, Menasha, WI
 Head Mechanic, Team Behm Automotive, Appleton, WI
 Service Technician, Bergstrom Automotive, Neenah, WI
 Technician, Auto Select, Appleton, WI

Note: Salary and work hours are computed from records of respondents working 35 or more hours per week in a job related to their training.

Automotive Technology – Imports

106024

Associate in Applied Science Degree

	<i>Class of 2015</i>	<i>Class of 2010</i>	<i>Class of 2010</i>
	6 Months After Graduation	6 Months After Graduation	5 Years After Graduation
Total Number of Graduates	4	3	3
Number Responding	3	3	1
Total Employed	3	1	-
Percent Employed***	100%	100%	-
Related Employment	3	-	-
Unrelated Employment	-	1	-
Seeking Employment	-	-	-
Not in Labor Market	-	2	1
Employed in the District	3 of 3	1 of 1	-
Median Annual Salary	-	-	-
Average Annual Salary	23,920 (3)	-	-
Range of Annual Salary	19,760 - 31,200	-	-
Average Hourly Rate	11.5 (3)	-	-
Average Hours Per Week	43 (3)	-	-
Employed Full Time	3	-	-
Employed Part Time	-	-	-
Range of Hours Per Week	40 - 45	-	-

*** of those available for employment (number responding minus those not in the labor market)
() = number of graduates responding

Job listed in Wisconsin TechConnect	Full-time	Part-time
FVTC District (5 counties):	11	1
New North (FVTC 5 counties + 13 Northeast WI counties):	11	1
Wisconsin:	12	1

Actual positions held by 2015 graduates:

Auto Technician, Bennett's Auto, Neenah, WI
Service Technician, Bergstrom Automotive, Appleton, WI

Note: Salary and work hours are computed from records of respondents working 35 or more hours per week in a job related to their training.

Automotive Technology GM ASEP

106025

Associate in Applied Science Degree

	<i>Class of 2015</i>	<i>Class of 2010</i>	<i>Class of 2010</i>
	6 Months After Graduation	<i>6 Months After Graduation</i>	<i>5 Years After Graduation</i>
Total Number of Graduates	9		
Number Responding	8		
Total Employed	8		
Percent Employed***	100%		
Related Employment	8		
Unrelated Employment	-		
Seeking Employment	-		
Not in Labor Market	-		
Employed in the District	5 of 8		<i>This program had no graduates in 2009-10</i>
Median Annual Salary	33,280		
Average Annual Salary	34,746 (7)		
Range of Annual Salary	29,000 - 44,699		
Average Hourly Rate	16.70 (7)		
Average Hours Per Week	45 (8)		
Employed Full Time	8		
Employed Part Time	-		
Range of Hours Per Week	40 - 50		
*** of those available for employment (number responding minus those not in the labor market)			
() = number of graduates responding			

Actual positions held by 2015 graduates:

ASE Master Automotive Technician, Broadway Automotive, Green Bay, WI
 Assembly, Pierce Manufacturing, Appleton, WI
 Auto Technician, Bergstrom Automotive, Green Bay, WI
 Automotive Technician, Gustman, Kaukauna, WI
 Automotive Technician, Matthews Tire, Appleton, WI
 Service Technician, Bergstrom Automotive, Oshkosh, WI
 Service Writer/Mechanic, Mirsberger Sales & Services, Inc., Hilbert, WI
 Technician, Kocourek Chevrolet, Wausau, WI

Note: Salary and work hours are computed from records of respondents working 35 or more hours per week in a job related to their training.

Banking & Financial Services

101143**

Associate in Applied Science Degree

	<i>Class of 2015</i>	<i>Class of 2010</i>	<i>Class of 2010</i>
	6 Months After Graduation	6 Months After Graduation	5 Years After Graduation
Total Number of Graduates	10	5	5
Number Responding	7	4	4
Total Employed	7	4	2
Percent Employed***	100%	100%	100%
Related Employment	6	3	2
Unrelated Employment	1	1	-
Seeking Employment	-	-	-
Not in Labor Market	-	-	2
Employed in the District	6 of 7	4 of 4	1 of 2
Median Annual Salary	29,474	-	-
Average Annual Salary	31,897 (4)	23,663 (3)	-
Range of Annual Salary	27,040 - 41,600	20,155 - 25,875	-
Average Hourly Rate	15.34 (4)	11.38 (3)	-
Average Hours Per Week	40 (5)	40 (3)	-
Employed Full Time	5	3	2
Employed Part Time	1	-	-
Range of Hours Per Week	40 - 40	40 - 40	35 - 40

*** of those available for employment (number responding minus those not in the labor market)
() = number of graduates responding

**Formerly: 101026

Job listed in Wisconsin TechConnect	Full-time	Part-time
FVTC District (5 counties):	89	66
New North (FVTC 5 counties + 13 Northeast WI counties):	96	73
Wisconsin:	282	151

Actual positions held by 2015 graduates:

Accounts Payable, Bergstrom Automotive, Neenah, WI
 Financial Advisor, Balthazor & Strube Financial & Insurance Services, LLC, Appleton, WI
 Member Service Representative, Capital Credit Union, Kimberly, WI

Note: Salary and work hours are computed from records of respondents working 35 or more hours per week in a job related to their training.

Business Management
101023
Associate in Applied Science Degree

	<i>Class of 2015</i>	<i>Class of 2010*</i>	<i>Class of 2010*</i>
	6 Months After Graduation	6 Months After Graduation	5 Years After Graduation
Total Number of Graduates	108	57	58
Number Responding	76	51	32
Total Employed	63	45	29
Percent Employed***	98%	92%	97%
Related Employment	46	28	24
Unrelated Employment	17	17	5
Seeking Employment	1	4	1
Not in Labor Market	12	2	2
Employed in the District	52 of 63	38 of 45	17 of 29
Median Annual Salary	31,600	31,023	43,680
Average Annual Salary	35,874 (24)	33,952 (20)	51,495 (15)
Range of Annual Salary	22,360 - 65,000	15,080 - 60,000	27,040 - 105,000
Average Hourly Rate	17.25 (24)	16.32 (20)	24.76 (15)
Average Hours Per Week	42 (38)	42 (21)	43 (22)
Employed Full Time	38	21	22
Employed Part Time	8	7	2
Range of Hours Per Week	35 - 60	37 - 55	40 - 60

*** of those available for employment (number responding minus those not in the labor market)

() = number of graduates responding

*Variations in state reporting impacts graduate counts.

Job listed in Wisconsin TechConnect	Full-time	Part-time
FVTC District (5 counties):	187	22
New North (FVTC 5 counties + 13 Northeast WI counties):	330	38
Wisconsin:	1,303	218

Actual positions held by 2015 graduates:

Account Examination Specialist, Great Lakes Higher Education, Madison, WI
Assistant Manager, Kay Jewelers, Green Bay, WI
Branch Manager, IQ Resource Group, Oshkosh, WI
Business Manager, West Corporation, Appleton, WI
Client Delivery Professional, Manpower Group, Milwaukee, WI
Customer Analyst, Schneider National, Green Bay, WI
Customer Service Account Executive, Alta Resources, Neenah, WI
Event Manager, House of Flowers, Oshkosh, WI
General Manager, 5th Quarter Sports Bar & Banquet Hall, Little Chute, WI
Human Resources Manager, The Bridges of Appleton, Appleton, WI
Insurance Agent, American Income Life Insurance Company, Kimberly, WI
Inventory Compliance Manager, WOW Logistics, Menasha, WI
Manager - Heat Treating, Gallmar Industries LLC, Oshkosh, WI
Manager, Bad Badger Sports Bar, Appleton, WI
Manager, J. J. Keller & Associates, Inc., Neenah, WI
Manager, Walmart Supercenter, Berlin, WI
Operations Manager, Salon Greco, Suwanee, GA
Overnight Supervisor, Sam's Club, Appleton, WI
Owner/Operator, Self-Employed, Menasha, WI
Portfolio Manager, U.S. Venture, Appleton, WI
Retail Laborer, Neenah Paper, Neenah, WI
Sales Consultant, J. J. Keller & Associates, Inc., Neenah, WI
Sales Lead, Soma, Appleton, WI
Saw Department Supervisor, World Class Manufacturing Group, Weyauwega, WI
Service Representative, Thrivent Financial, Appleton, WI

Note: Salary and work hours are computed from records of respondents working 35 or more hours per week in a job related to their training.

Fox Valley Technical College: 2016 Graduate Employment Research Report of 2014-15 Graduates

Construction Management Technology

104554

Associate in Applied Science Degree

	<i>Class of 2015</i>	<i>Class of 2010</i>	<i>Class of 2010</i>
	6 Months After Graduation	<i>6 Months After Graduation</i>	<i>5 Years After Graduation</i>
Total Number of Graduates	9		
Number Responding	8		
Total Employed	8		
Percent Employed***	100%		
Related Employment	8		
Unrelated Employment	-		
Seeking Employment	-		
Not in Labor Market	-		
Employed in the District	4 of 8	<i>This program had no graduates in 2009-10</i>	
Median Annual Salary	40,600		
Average Annual Salary	44,033 (6)		
Range of Annual Salary	24,000 - 74,880		
Average Hourly Rate	21.17 (6)		
Average Hours Per Week	43 (7)		
Employed Full Time	7		
Employed Part Time	1		
Range of Hours Per Week	40 - 50		
*** of those available for employment (number responding minus those not in the labor market)			
() = number of graduates responding			

Job listed in Wisconsin TechConnect	Full-time	Part-time
FVTC District (5 counties):	30	2
New North (FVTC 5 counties + 13 Northeast WI counties):	44	2
Wisconsin:	71	4

Actual positions held by 2015 graduates:

- Assistant Buyer, BriMark Builders, LLC, Neenah, WI
- Field Engineer, Michels Corporation, Brownsville, WI
- Field Engineer, The Boldt Company, Appleton, WI
- Inside Sales/Safety Coordinator, Wisconsin Building Supply, Oakfield, WI
- Laborer, Marawood Construction Services, Inc., Marshfield, WI
- PCI Certified Quality Assurance Tech, Spancrete, Green Bay, WI
- Project Coordinator, CR Meyer & Sons Co, Oshkosh, WI

Note: Salary and work hours are computed from records of respondents working 35 or more hours per week in a job related to their training.

Construction, Residential Building**

314107

Technical Diploma

	<i>Class of 2015</i>	<i>Class of 2010</i>	<i>Class of 2010</i>
	6 Months After Graduation	6 Months After Graduation	5 Years After Graduation
Total Number of Graduates	14	15	15
Number Responding	6	10	8
Total Employed	5	5	8
Percent Employed***	100%	50%	100%
Related Employment	3	2	4
Unrelated Employment	2	3	4
Seeking Employment	-	5	-
Not in Labor Market	1	-	-
Employed in the District	4 of 5	3 of 5	4 of 8
Median Annual Salary	-	-	-
Average Annual Salary	35,360 (3)	-	-
Range of Annual Salary	31,200 - 41,600	-	-
Average Hourly Rate	17 (3)	-	-
Average Hours Per Week	40 (3)	-	-
Employed Full Time	3	1	2
Employed Part Time	-	1	2
Range of Hours Per Week	40 - 40	40 - 40	40 - 45

*** of those available for employment (number responding minus those not in the labor market)
() = number of graduates responding

**Official Title: Residential Building Construction

Job listed in Wisconsin TechConnect	Full-time	Part-time
FVTC District (5 counties):	201	60
New North (FVTC 5 counties + 13 Northeast WI counties):	204	60
Wisconsin:	207	62

Actual positions held by 2015 graduates:

Carpenter, The Boldt Company, Appleton, WI
 Carpenter/Framer, Hoffmann Strobel Builders, Neenah, WI
 General Carpenter, Milbach Construction Services Co., Kaukauna, WI

Note: Salary and work hours are computed from records of respondents working 35 or more hours per week in a job related to their training.

Criminal Justice Studies**
105045**
Associate in Applied Science Degree

	<i>Class of 2015</i>	<i>Class of 2010*</i>	<i>Class of 2010*</i>
	6 Months After Graduation	6 Months After Graduation	5 Years After Graduation
Total Number of Graduates	74	63	66
Number Responding	52	54	45
Total Employed	44	43	43
Percent Employed***	90%	80%	98%
Related Employment	23	24	23
Unrelated Employment	21	19	20
Seeking Employment	5	11	1
Not in Labor Market	3	-	1
Employed in the District	29 of 44	26 of 43	30 of 43
Median Annual Salary	31,616	39,760	51,168
Average Annual Salary	35,674 (13)	37,163 (12)	52,056 (13)
Range of Annual Salary	22,880 - 51,584	20,800 - 55,000	37,440 - 68,349
Average Hourly Rate	17.15 (13)	17.87 (12)	25.03 (13)
Average Hours Per Week	41 (19)	43 (15)	41 (20)
Employed Full Time	19	15	20
Employed Part Time	4	9	3
Range of Hours Per Week	35 - 50	40 - 55	38 - 52

*** of those available for employment (number responding minus those not in the labor market)

() = number of graduates responding

*Variations in state reporting impacts graduate counts.

**Formerly: 105041

**Formerly: Criminal Justice - Law Enforcement

Job listed in Wisconsin TechConnect	Full-time	Part-time
FVTC District (5 counties):	21	46
New North (FVTC 5 counties + 13 Northeast WI counties):	112	132
Wisconsin:	899	571

Actual positions held by 2015 graduates:

Correctional Officer, Oshkosh Correctional Institution, Oshkosh, WI
 Correctional Officer, Waupun Correctional Institution, Waupun, WI
 Correctional Officer, WI Department of Corrections, Green Lake, WI
 Correctional Officer, WI Department of Corrections, Madison, WI
 Deputy Sheriff, Manitowoc County Sheriff Department, Manitowoc, WI
 Deputy Sheriff, Outagamie County Sheriff, Appleton, WI
 Deputy Sheriff, Outagamie County, Appleton, WI
 DNR Ranger, WI Department of Natural Resources, Madison, WI
 Patrol Officer, University Police Department, Oshkosh, WI
 Patrol Officer, Waupaca County Sheriff's Department, Waupaca, WI
 Police Officer, Manawa Police Department, Manawa, WI
 Police Officer, Neenah Police Department, Neenah, WI
 Police Officer, Winneconne Police Department, Winneconne, WI
 Prison Guard, Winnebago County Jail, Oshkosh, WI
 Security Guard, Appleton Medical Center, Appleton, WI
 Security Officer, Minnesota Department of Corrections, Bemidji, MN
 Security Officer, Radisson Paper Valley Hotel, Appleton, WI
 Security Officer, WI Department of Veteran Affairs, Madison, WI
 Sheriff Deputy, Winnebago County Sheriff Office, Oshkosh, WI

Note: Salary and work hours are computed from records of respondents working 35 or more hours per week in a job related to their training.

Fox Valley Technical College: 2016 Graduate Employment Research Report of 2014-15 Graduates

Criminal Justice - Law Enforcement Academy

305042**

Technical Diploma

	<i>Class of 2015</i>	<i>Class of 2010</i>	<i>Class of 2010</i>
	6 Months After Graduation	6 Months After Graduation	5 Years After Graduation
Total Number of Graduates	83	54	54
Number Responding	62	46	42
Total Employed	57	40	40
Percent Employed***	95%	91%	100%
Related Employment	50	29	32
Unrelated Employment	7	11	8
Seeking Employment	3	4	-
Not in Labor Market	2	2	2
Employed in the District	25 of 57	13 of 40	8 of 40
Median Annual Salary	47,840	47,070	54,540
Average Annual Salary	46,615 (35)	45,119 (21)	54,920 (24)
Range of Annual Salary	21,133 - 61,547	21,840 - 65,000	38,000 - 68,640
Average Hourly Rate	22.41 (35)	21.69 (21)	26.4 (24)
Average Hours Per Week	41 (45)	42 (25)	42 (28)
Employed Full Time	45	25	28
Employed Part Time	5	4	4
Range of Hours Per Week	36 - 60	38 - 55	37 - 80

*** of those available for employment (number responding minus those not in the labor market)
() = number of graduates responding

Note: These graduates are employed prior to enrolling in the recruit program.

**Formerly: 305041

Job listed in Wisconsin TechConnect	Full-time	Part-time
FVTC District (5 counties):	124	9
New North (FVTC 5 counties + 13 Northeast WI counties):	124	10
Wisconsin:	174	40

Actual positions held by 2015 graduates:

Corrections Officer, WI Department of Corrections, Green Bay, WI
 Courts Manager, Lac du Flambeau Tribe, Lac du Flambeau, WI
 Deputy Conservation Warden, WI Department of Natural Resources, Madison, WI
 Deputy Sheriff, Winnebago County Sheriff's Department, Oshkosh, WI (2)
 Deputy, Clark County Sheriff, Neillsville, WI
 Deputy, Columbia County Sheriff, Portage, WI
 Deputy, Fond Du Lac County Sheriff, Fond du Lac, WI
 Park Ranger, WI Department of Natural Resources, Madison, WI (2)
 Patrol Deputy, Winnebago County Sheriff's Office, Oshkosh, WI
 Patrol Officer, City of Waukesha, Waukesha, WI
 Police Officer, Appleton Police Department, Appleton, WI (3)
 Police Officer, City of Mequon Police Department, Mequon, WI
 Police Officer, Fox Valley Metro Police Department, Little Chute, WI
 Police Officer, Grand Chute Police Department, Appleton, WI
 Police Officer, Green Bay Police Department, Green Bay, WI
 Police Officer, Kaukauna Police Department, Kaukauna, WI
 Police Officer, Neenah Police Department, Neenah, WI
 Police Officer, Oneida Police Department, Oneida, WI
 Police Officer, Oshkosh Police Department, Oshkosh, WI
 Police Officer, Poynette Police Department, Poynette, WI
 Police Officer, Sheboygan Falls Police Department, Sheboygan Falls, WI
 Police Officer, University of WI Oshkosh, Oshkosh, WI
 Security Officer, JBM Patrol & Protection Corp., Milwaukee, WI

Note: Salary and work hours are computed from records of respondents working 35 or more hours per week in a job related to their training.

Culinary Arts
103161
Associate in Applied Science Degree

	<i>Class of 2015</i>	<i>Class of 2010</i>	<i>Class of 2010</i>
	6 Months After Graduation	6 Months After Graduation	5 Years After Graduation
Total Number of Graduates	34	24	24
Number Responding	25	18	15
Total Employed	22	16	14
Percent Employed***	100%	100%	100%
Related Employment	20	16	12
Unrelated Employment	2	-	2
Seeking Employment	-	-	-
Not in Labor Market	3	2	1
Employed in the District	18 of 22	11 of 16	4 of 14
Median Annual Salary	26,520	28,080	37,240
Average Annual Salary	28,523 (12)	29,277 (10)	44,824 (8)
Range of Annual Salary	20,800 - 48,000	19,468 - 49,500	23,088 - 91,500
Average Hourly Rate	13.71 (12)	14.08 (10)	21.55 (8)
Average Hours Per Week	44 (17)	44 (12)	48 (10)
Employed Full Time	17	12	10
Employed Part Time	3	4	2
Range of Hours Per Week	35 - 75	36 - 60	35 - 70
*** of those available for employment (number responding minus those not in the labor market)			
() = number of graduates responding			

Job listed in Wisconsin TechConnect	Full-time	Part-time
FVTC District (5 counties):	96	170
New North (FVTC 5 counties + 13 Northeast WI counties):	196	289
Wisconsin:	587	833

Actual positions held by 2015 graduates:

Assistant Manager, Panera Bread, Oshkosh, WI
 Bakery Manager, Festival Foods, Eau Claire, WI
 Banquet Server, Best Western Premier Bridgewood Resort Hotel, Neenah, WI
 Cook, Cafe Bon Appetit, Appleton, WI
 Cook, Compass Group / Neenah Joint School District, Neenah, WI
 Cook, Green Bay Sportservice, Green Bay, WI
 Head Chef, Wedgewood Supper Club and Golf Course, Omro, WI
 Head Cook, Northshore Golf Course, Menasha, WI
 Kitchen Manager, The Appleton Street Sports Bar and Grill, Appleton, WI
 Line Cook, Fratello's, Appleton, WI
 Maintenance & Food Service Director, Camp Phillip, Wautoma, WI
 Manager, Fannita Bakery, Shawano, WI
 Marketing Associate, Sysco, Antigo, WI
 Pastry Chef, SAP, Grand Chute, WI
 Pastry Chef, Wisconsin Timber Rattlers, Appleton, WI

Note: Salary and work hours are computed from records of respondents working 35 or more hours per week in a job related to their training.

**Dental Assistant
315081
Technical Diploma**

	<i>Class of 2015</i>	<i>Class of 2010</i>	<i>Class of 2010</i>
	6 Months After Graduation	6 Months After Graduation	5 Years After Graduation
Total Number of Graduates	38	42	42
Number Responding	25	37	30
Total Employed	23	28	26
Percent Employed***	100%	82%	100%
Related Employment	20	20	12
Unrelated Employment	3	8	14
Seeking Employment	-	6	-
Not in Labor Market	2	3	4
Employed in the District	16 of 23	22 of 28	15 of 26
Median Annual Salary	29,120	24,440	39,010
Average Annual Salary	29,441 (9)	24,423 (10)	37,445 (4)
Range of Annual Salary	27,040 - 32,240	18,720 - 29,120	28,080 - 43,680
Average Hourly Rate	14.15 (9)	11.74 (10)	18.00 (4)
Average Hours Per Week	39 (13)	38 (12)	37 (5)
Employed Full Time	13	12	5
Employed Part Time	7	8	7
Range of Hours Per Week	36 - 40	35 - 40	35 - 40
*** of those available for employment (number responding minus those not in the labor market)			
() = number of graduates responding			

Job listed in Wisconsin TechConnect	Full-time	Part-time
FVTC District (5 counties):	65	27
New North (FVTC 5 counties + 13 Northeast WI counties):	97	36
Wisconsin:	139	48

Actual positions held by 2015 graduates:

Certified Dental Assistant, Hillside Dental Associates, Ripon, WI
Dental Assistant, Dental Arts Associates, Green Bay, WI
Dental Assistant, Dental Associates, Appleton, WI
Dental Assistant, Dental Design Studio, Oshkosh, WI
Dental Assistant, Fox Cities Community Clinic, Appleton, WI
Dental Assistant, Govani Dental LLC, Oshkosh, WI
Dental Assistant, Partnership Community Health Center, Menasha, WI
Dental Assistant, Timothy J Vosters, DDS, Appleton, WI
Dental Assistant, Tri-County Community Dental, Appleton, WI (2)
Insurance Coordinator, Just Orthodontics, Manitowoc, WI
Surgical Dental Assistant, Oral & Maxillofacial Surgery Fox Cities SC, Appleton, WI

Note: Salary and work hours are computed from records of respondents working 35 or more hours per week in a job related to their training.

**Dental Hygienist
105081
Associate in Applied Science Degree**

	<i>Class of 2015</i>	<i>Class of 2010</i>	<i>Class of 2010</i>
	6 Months After Graduation	6 Months After Graduation	5 Years After Graduation
Total Number of Graduates	12	14	14
Number Responding	9	11	7
Total Employed	9	9	7
Percent Employed***	100%	82%	100%
Related Employment	9	8	7
Unrelated Employment	-	1	-
Seeking Employment	-	2	-
Not in Labor Market	-	-	-
Employed in the District	7 of 9	5 of 9	5 of 7
Median Annual Salary	52,000	-	-
Average Annual Salary	52,000 (4)	-	58,240 (3)
Range of Annual Salary	49,920 - 54,080	-	56,160 - 61,360
Average Hourly Rate	25.00 (4)	-	28.00 (3)
Average Hours Per Week	38 (4)	39 (3)	38 (3)
Employed Full Time	4	3	3
Employed Part Time	5	5	4
Range of Hours Per Week	36 - 40	36 - 42	36 - 40
*** of those available for employment (number responding minus those not in the labor market)			
() = number of graduates responding			

Job listed in Wisconsin TechConnect	Full-time	Part-time
FVTC District (5 counties):	9	18
New North (FVTC 5 counties + 13 Northeast WI counties):	15	34
Wisconsin:	74	117

Actual positions held by 2015 graduates:

Dental Hygienist, Partnership Community Dental Clinic, Appleton, WI
Dental Hygienist, Vin Vu, DDS, Oshkosh, WI
Registered Dental Hygienist, Sweet Smiles Family Dentistry, Grafton, WI

Note: Salary and work hours are computed from records of respondents working 35 or more hours per week in a job related to their training.

Diesel Construction Equipment Service Technician (FABTECH)

324123

Technical Diploma

	<i>Class of 2015</i>	<i>Class of 2010</i>	<i>Class of 2010</i>
	6 Months After Graduation	<i>6 Months After Graduation</i>	<i>5 Years After Graduation</i>
Total Number of Graduates	10		
Number Responding	9		
Total Employed	9		
Percent Employed***	100%		
Related Employment	9		
Unrelated Employment	-		
Seeking Employment	-		
Not in Labor Market	-		
Employed in the District	-		
Median Annual Salary	37,440		<i>This program had no graduates in 2009-10</i>
Average Annual Salary	38,218 (5)		
Range of Annual Salary	32,760 - 44,450		
Average Hourly Rate	18.37 (5)		
Average Hours Per Week	46 (8)		
Employed Full Time	8		
Employed Part Time	1		
Range of Hours Per Week	40 - 55		
*** of those available for employment (number responding minus those not in the labor market)			
() = number of graduates responding			

Actual positions held by 2015 graduates:

Diesel Technician, Bayside Machine Corp., De Pere, WI
 Field Service Tech, Roland Machinery Co., De Pere, WI
 Field Service Technician, Fabick Cat, Negaunee, MI
 Service Technician, Fabick Cat, Green Bay, WI
 Service Technician, Fabick Cat, La Crosse, WI
 Service Technician, Fabick Cat, Milwaukee, WI (2)
 Service Technician, Fabick Cat, Negaunee, MI

Note: Salary and work hours are computed from records of respondents working 35 or more hours per week in a job related to their training.

Fox Valley Technical College: 2016 Graduate Employment Research Report of 2014-15 Graduates

Diesel Engine Service Technician (FABTECH)

314127

Technical Diploma

	<i>Class of 2015</i>	<i>Class of 2010</i>	<i>Class of 2010</i>
	6 Months After Graduation	<i>6 Months After Graduation</i>	<i>5 Years After Graduation</i>
Total Number of Graduates	24		
Number Responding	22		
Total Employed	22		
Percent Employed***	100%		
Related Employment	22		
Unrelated Employment	-		
Seeking Employment	-		
Not in Labor Market	-		
Employed in the District	1 of 22	<i>This program had no graduates in 2009-10</i>	
Median Annual Salary	38,220		
Average Annual Salary	38,288 (10)		
Range of Annual Salary	33,280 - 45,760		
Average Hourly Rate	18.41 (10)		
Average Hours Per Week	43 (10)		
Employed Full Time	10		
Employed Part Time	12		
Range of Hours Per Week	40 - 60		
*** of those available for employment (number responding minus those not in the labor market)			
() = number of graduates responding			

Actual positions held by 2015 graduates:

Diesel Service Technician, Alban CAT, Manassas, VA
 EPG Service Technician, Fabick Cat, Eau Claire, WI
 EPG Service Technician, Fabick Cat, Green Bay, WI
 Heavy Machinery Diesel Technician, Fabick Cat, Fenton, MO
 Service Technician, Fabick Cat, Eau Claire, WI
 Service Technician, Fabick Cat, Green Bay, WI (2)
 Service Technician, Fabick Cat, Milwaukee, WI (3)

Note: Salary and work hours are computed from records of respondents working 35 or more hours per week in a job related to their training.

Fox Valley Technical College: 2016 Graduate Employment Research Report of 2014-15 Graduates

**Diesel Equipment Mechanic
314121
Technical Diploma**

	<i>Class of 2015</i>	<i>Class of 2010*</i>	<i>Class of 2010*</i>
	6 Months After Graduation	6 Months After Graduation	5 Years After Graduation
Total Number of Graduates	12	12	13
Number Responding	9	9	8
Total Employed	9	7	8
Percent Employed***	100%	88%	100%
Related Employment	9	6	6
Unrelated Employment	-	1	2
Seeking Employment	-	1	-
Not in Labor Market	-	1	-
Employed in the District	4 of 9	4 of 7	3 of 8
Median Annual Salary	33,280	33,280	43,316
Average Annual Salary	35,750 (8)	33,134 (5)	46,978 (4)
Range of Annual Salary	29,120 - 47,840	20,800 - 49,920	33,280 - 68,000
Average Hourly Rate	17.19 (8)	15.93 (5)	22.59 (4)
Average Hours Per Week	46 (8)	46 (6)	51 (5)
Employed Full Time	8	6	5
Employed Part Time	1	-	1
Range of Hours Per Week	40 - 50	40 - 65	45 - 60

*** of those available for employment (number responding minus those not in the labor market)
() = number of graduates responding

**Variations in state reporting impacts graduate counts.*

Job listed in Wisconsin TechConnect	Full-time	Part-time
FVTC District (5 counties):	16	0
New North (FVTC 5 counties + 13 Northeast WI counties):	52	5
Wisconsin:	73	9

Actual positions held by 2015 graduates:

Diesel Technician, Lakeside International, West Bend, WI
 Diesel Technician, Vande Hey Company, Inc., Appleton, WI
 Driver/Mechanic, Jim's Golf Cars, Reedsville, WI
 Driver/Mechanic, Lind Excavating, Fremont, WI
 Equipment Mechanic, Sheboygan County Highway Department, Sheboygan, WI
 Heavy Equipment Mechanic, MCC, Inc., Appleton, WI
 Service Technician, Fairchild Equipment, Inc., Green Bay, WI
 Technician, Napralla Tires, Montello, WI

Note: Salary and work hours are computed from records of respondents working 35 or more hours per week in a job related to their training.

**Diesel Equipment Technology
104121
Associate in Applied Science Degree**

	<i>Class of 2015</i>	<i>Class of 2010</i>	<i>Class of 2010</i>
	<i>6 Months After Graduation</i>	<i>6 Months After Graduation</i>	<i>5 Years After Graduation</i>
Total Number of Graduates	16	11	11
Number Responding	11	8	7
Total Employed	11	6	7
Percent Employed***	100%	100%	100%
Related Employment	10	5	6
Unrelated Employment	1	1	1
Seeking Employment	-	-	-
Not in Labor Market	-	2	-
Employed in the District	5 of 11	4 of 6	3 of 7
Median Annual Salary	32,240	33,280	53,040
Average Annual Salary	32,344 (10)	33,176 (5)	53,569 (5)
Range of Annual Salary	24,960 - 39,520	31,200 - 34,320	43,805 - 60,000
Average Hourly Rate	15.55 (10)	15.95 (5)	25.75 (5)
Average Hours Per Week	45 (10)	44 (5)	47 (6)
Employed Full Time	10	5	6
Employed Part Time	-	-	-
Range of Hours Per Week	40 - 50	40 - 55	36 - 60

*** of those available for employment (number responding minus those not in the labor market)
() = number of graduates responding

Job listed in Wisconsin TechConnect	Full-time	Part-time
FVTC District (5 counties):	153	16
New North (FVTC 5 counties + 13 Northeast WI counties):	261	20
Wisconsin:	306	23

Actual positions held by 2015 graduates:

Diesel Equipment Repair Technician, Quality Truck Care Center, Appleton, WI
 Diesel Mechanic, Bowen's Bus Service, Inc., McNaughton, WI
 Diesel Technician, Farmway Transport, Marshfield, WI
 Diesel Technician, Vande Hey Company, Inc., Appleton, WI
 Heavy Equipment Mechanic, MCC, Inc., Appleton, WI
 Hydraulic Field Service Technician, Price Engineering, Hartland, WI
 Mechanic, Airolodi Brothers, Oak Creek, WI
 Service Technician / Diesel, Dedicated Fleet Maintenance, Appleton, WI
 Shop Mechanic, TMS Logistics, Cedar Grove, WI
 Technical Writer, O'Neil and Associates, Oshkosh, WI

Note: Salary and work hours are computed from records of respondents working 35 or more hours per week in a job related to their training.

Early Childhood Education
103071
Associate in Applied Science Degree

	<i>Class of 2015</i>	<i>Class of 2010</i>	<i>Class of 2010</i>
	6 Months After Graduation	6 Months After Graduation	5 Years After Graduation
Total Number of Graduates	35	30	30
Number Responding	24	22	24
Total Employed	21	18	19
Percent Employed***	100%	90%	90%
Related Employment	21	17	15
Unrelated Employment	-	1	4
Seeking Employment	-	2	2
Not in Labor Market	3	2	3
Employed in the District	17 of 21	17 of 18	15 of 19
Median Annual Salary	20,800	21,060	28,500
Average Annual Salary	21,727 (18)	20,887 (10)	32,793 (9)
Range of Annual Salary	16,000 - 29,120	17,680 - 24,419	22,000 - 50,000
Average Hourly Rate	10.45 (18)	10.04 (10)	15.77 (9)
Average Hours Per Week	39 (19)	40 (11)	40 (11)
Employed Full Time	19	11	11
Employed Part Time	2	6	4
Range of Hours Per Week	35 - 40	37 - 50	40 - 41

*** of those available for employment (number responding minus those not in the labor market)
 () = number of graduates responding

Job listed in Wisconsin TechConnect	Full-time	Part-time
FVTC District (5 counties):	179	424
New North (FVTC 5 counties + 13 Northeast WI counties):	353	550
Wisconsin:	1,476	1,607

Actual positions held by 2015 graduates:

Assistant Teacher, Kimberly KinderCare, Kimberly, WI
 Educational Assistant - 4K, Waupaca Learning Center, Waupaca, WI
 Lead Child Care Teacher, Play and Grow Learning Center, Appleton, WI
 Lead Teacher - Young Toddler, Big Oak Child Care Center, Madison, WI
 Lead Teacher, A Child's Imagination, Neenah, WI
 Lead Teacher, Apple Tree Connections, Appleton, WI
 Lead Teacher, Community Child Care Center, Inc., Kimberly, WI
 Lead Teacher, Little Inspirations Childcare Center, Menasha, WI
 Lead Teacher, Salvation Army Children's Learning Center, Menasha, WI
 Lead Teacher, The Learning Center Daycare, Winneconne, WI
 Lead Teacher, The Learning Garden, Oshkosh, WI
 Lead Teacher, YMCA, Neenah, WI
 Lead Teacher, Young Child Development Center, Appleton, WI
 Paraprofessional / Special Education, McKinley Elementary School, Appleton, WI
 Preschool Teacher, Berlin Community Daycare, Berlin, WI
 Pre-School Teacher, Children's Tree House Preschool & Childcare, Onalaska, WI
 Special Education Aide, Little Wolf Junior/Senior High Schools, Manawa, WI
 Teacher, Davis Child Care Center, Oshkosh, WI

Note: Salary and work hours are computed from records of respondents working 35 or more hours per week in a job related to their training.

**Electricity
314131
Technical Diploma**

	<i>Class of 2015</i>	<i>Class of 2010</i>	<i>Class of 2010</i>
	6 Months After Graduation	6 Months After Graduation	5 Years After Graduation
Total Number of Graduates	18	19	19
Number Responding	12	16	12
Total Employed	9	14	12
Percent Employed***	100%	93%	100%
Related Employment	6	7	8
Unrelated Employment	3	7	4
Seeking Employment	-	1	-
Not in Labor Market	3	1	-
Employed in the District	6 of 9	10 of 14	7 of 12
Median Annual Salary	24,960	24,960	43,200
Average Annual Salary	27,300 (4)	25,264 (7)	44,208 (5)
Range of Annual Salary	22,880 - 36,400	18,720 - 33,280	37,440 - 49,920
Average Hourly Rate	13.12 (4)	12.15 (7)	21.25 (5)
Average Hours Per Week	40 (6)	39 (7)	40 (6)
Employed Full Time	6	7	6
Employed Part Time	-	-	2
Range of Hours Per Week	40 - 40	35 - 40	40 - 40
*** of those available for employment (number responding minus those not in the labor market)			
() = number of graduates responding			

Job listed in Wisconsin TechConnect	Full-time	Part-time
FVTC District (5 counties):	55	9
New North (FVTC 5 counties + 13 Northeast WI counties):	158	18
Wisconsin:	236	23

Actual positions held by 2015 graduates:

Degreed Tester, Miller Electric, Appleton, WI
 Electrical Helper, Suburban Electric, Appleton, WI
 Electrician Helper, Beez Electric, Oshkosh, WI
 Electrician, American Food Group LLC, Green Bay, WI
 Electrician, Folske Electrical Services LLC, Oshkosh, WI
 Fabricator, Arow Global Corporation, Mosinee, WI

Note: Salary and work hours are computed from records of respondents working 35 or more hours per week in a job related to their training.

Electro-Mechanical Technology

106201

Associate in Applied Science Degree

	<i>Class of 2015</i>	<i>Class of 2010</i>	<i>Class of 2010</i>
	6 Months After Graduation	6 Months After Graduation	5 Years After Graduation
Total Number of Graduates	15	12	12
Number Responding	13	10	7
Total Employed	10	8	6
Percent Employed***	91%	100%	100%
Related Employment	10	8	6
Unrelated Employment	-	-	-
Seeking Employment	1	-	-
Not in Labor Market	2	2	1
Employed in the District	9 of 10	7 of 8	5 of 6
Median Annual Salary	50,898	39,520	54,080
Average Annual Salary	50,861 (10)	42,273 (7)	53,632 (5)
Range of Annual Salary	31,200 - 80,000	31,200 - 58,905	41,600 - 64,480
Average Hourly Rate	24.45 (10)	20.32 (7)	25.78 (5)
Average Hours Per Week	47 (10)	42 (8)	43 (6)
Employed Full Time	10	8	6
Employed Part Time	-	-	-
Range of Hours Per Week	40 - 60	35 - 48	40 - 50

*** of those available for employment (number responding minus those not in the labor market)
() = number of graduates responding

Job listed in Wisconsin TechConnect	Full-time	Part-time
FVTC District (5 counties):	337	14
New North (FVTC 5 counties + 13 Northeast WI counties):	684	41
Wisconsin:	1,323	73

Actual positions held by 2015 graduates:

Component Analyst, Plexus Corporation, Neenah, WI
 Electrical Maintenance, Waupaca Foundry, Inc., Waupaca, WI
 Electrician, Waupaca Foundry, Inc., Waupaca, WI
 Electronic Technician, Tyson Foods, New London, WI
 Field Service Engineer, Gnutti North America LLC, Valders, WI
 Maintenance Technician, Bemis Healthcare Packaging, Oshkosh, WI (2)
 Maintenance Technician, Great Northern Corporation, Appleton, WI
 Senior Electrical Engineer, Aurizon Ultrasonics, Kimberly, WI
 Service Technician, Midwest Protection Services, Inc., Little Chute, WI

Note: Salary and work hours are computed from records of respondents working 35 or more hours per week in a job related to their training.

Emergency Medical Technician**
305313
Technical Diploma

	<i>Class of 2015</i>	<i>Class of 2010</i>	<i>Class of 2010</i>
	<i>6 Months After Graduation</i>	<i>6 Months After Graduation</i>	<i>5 Years After Graduation</i>
Total Number of Graduates	92	64	64
Number Responding	56	53	38
Total Employed	16	34	33
Percent Employed***	84%	89%	100%
Related Employment	10	14	15
Unrelated Employment	6	20	18
Seeking Employment	3	4	-
Not in Labor Market	37	15	5
Employed in the District	8 of 16	19 of 34	14 of 33
Median Annual Salary	22,880	-	35,100
Average Annual Salary	25,306 (5)	-	37,033 (6)
Range of Annual Salary	19,344 - 40,000	-	24,960 - 60,000
Average Hourly Rate	12.17 (5)	-	17.80 (6)
Average Hours Per Week	47 (6)	44 (4)	48 (8)
Employed Full Time	6	4	8
Employed Part Time	4	10	7
Range of Hours Per Week	36 - 60	36 - 60	40 - 60

*** of those available for employment (number responding minus those not in the labor market)
 () = number of graduates responding

Note: Some graduates from this program volunteer their services while others are paid on a per call

**Formerly: Emergency Medical Technician - Basic

Job listed in Wisconsin TechConnect	Full-time	Part-time
FVTC District (5 counties):	0	5
New North (FVTC 5 counties + 13 Northeast WI counties):	4	26
Wisconsin:	32	83

Actual positions held by 2015 graduates:

- Emergency Medical Technician, Bell Ambulance, Milwaukee, WI
- Emergency Medical Technician, Berlin Ambulance Services, Berlin, WI
- Emergency Medical Technician, Gold Cross Ambulance Services, Menasha, WI
- Emergency Medical Technician, Meda-Care Ambulance, Milwaukee, WI (2)

Note: Salary and work hours are computed from records of respondents working 35 or more hours per week in a job related to their training.

**Emergency Medical Technician - Paramedic
315311
Technical Diploma**

	<i>Class of 2015</i>	<i>Class of 2010</i>	<i>Class of 2010</i>
	6 Months After Graduation	6 Months After Graduation	5 Years After Graduation
Total Number of Graduates	13	21	21
Number Responding	9	16	14
Total Employed	9	14	14
Percent Employed***	100%	93%	100%
Related Employment	8	8	12
Unrelated Employment	1	6	2
Seeking Employment	-	1	-
Not in Labor Market	-	1	-
Employed in the District	4 of 9	8 of 14	6 of 14
Median Annual Salary	-	-	47,920
Average Annual Salary	-	39,341 (3)	45,191 (10)
Range of Annual Salary	-	26,520 - 49,504	29,120 - 65,000
Average Hourly Rate	-	18.91 (3)	21.73 (10)
Average Hours Per Week	-	52 (5)	52 (11)
Employed Full Time	2	5	11
Employed Part Time	6	3	1
Range of Hours Per Week	48 - 56	40 - 60	48 - 56
*** of those available for employment (number responding minus those not in the labor market)			
() = number of graduates responding			

Job listed in Wisconsin TechConnect	Full-time	Part-time
FVTC District (5 counties):	1	4
New North (FVTC 5 counties + 13 Northeast WI counties):	3	4
Wisconsin:	13	12

Actual positions held by 2015 graduates:

Firefighter / Paramedic, Kaukauna Fire Department, Kaukauna, WI
Paramedic, Ambulance Services Lifestar, West Bend, WI

Note: Salary and work hours are computed from records of respondents working 35 or more hours per week in a job related to their training.

Energy & Environmental Engineering Technology

104814

Associate in Applied Science Degree

	<i>Class of 2015</i>	<i>Class of 2010</i>	<i>Class of 2010</i>
	6 Months After Graduation	<i>6 Months After Graduation</i>	<i>5 Years After Graduation</i>
Total Number of Graduates	9		
Number Responding	6		
Total Employed	5		
Percent Employed***	83%		
Related Employment	4		
Unrelated Employment	1		
Seeking Employment	1		
Not in Labor Market	-		
Employed in the District	1 of 5		<i>This program had no graduates in 2009-10</i>
Median Annual Salary	-		
Average Annual Salary	48,533 (3)		
Range of Annual Salary	31,200 - 69,400		
Average Hourly Rate	23.33 (3)		
Average Hours Per Week	44 (4)		
Employed Full Time	4		
Employed Part Time	-		
Range of Hours Per Week	40 - 50		
*** of those available for employment (number responding minus those not in the labor market)			
() = number of graduates responding			

Job listed in Wisconsin TechConnect	Full-time	Part-time
FVTC District (5 counties):	13	0
New North (FVTC 5 counties + 13 Northeast WI counties):	14	0
Wisconsin:	22	0
Actual positions held by 2015 graduates:		
Environmental Project Technician, NorthStar Environmental Testing, Mosinee, WI		
Senior Energy Engineer, ECM Holding Group, LLC, Oshkosh, WI		
Solar System Sales, Solar Power Systems, Mount Shasta, CA		
Waste Water Treatment Operator, Green Bay Metropolitan Sewerage District, Green Bay, WI		

Note: Salary and work hours are computed from records of respondents working 35 or more hours per week in a job related to their training.

Fox Valley Technical College: 2016 Graduate Employment Research Report of 2014-15 Graduates

Engineering Technology, Electrical**

106621

Associate in Applied Science Degree

	<i>Class of 2015</i>	<i>Class of 2010</i>	<i>Class of 2010</i>
	6 Months After Graduation	6 Months After Graduation	5 Years After Graduation
Total Number of Graduates	9	7	7
Number Responding	6	6	5
Total Employed	5	5	5
Percent Employed***	100%	83%	100%
Related Employment	5	5	4
Unrelated Employment	-	-	1
Seeking Employment	-	1	-
Not in Labor Market	1	-	-
Employed in the District	2 of 5	5 of 5	4 of 5
Median Annual Salary	40,100	41,260	-
Average Annual Salary	44,100 (4)	41,903 (4)	52,075 (3)
Range of Annual Salary	31,200 - 65,000	36,649 - 48,443	43,826 - 62,400
Average Hourly Rate	21.20 (4)	20.15 (4)	25.04 (3)
Average Hours Per Week	40 (5)	40 (5)	43 (4)
Employed Full Time	5	5	4
Employed Part Time	-	-	-
Range of Hours Per Week	38 - 40	38 - 40	40 - 47

*** of those available for employment (number responding minus those not in the labor market)
() = number of graduates responding

**Official Title: Electrical Engineering Technology

Job listed in Wisconsin TechConnect	Full-time	Part-time
FVTC District (5 counties):	46	3
New North (FVTC 5 counties + 13 Northeast WI counties):	104	4
Wisconsin:	292	15

Actual positions held by 2015 graduates:

Advanced Technician, GE Healthcare, Milwaukee, WI
 Commissioning Engineer, American Transmission Company, De Pere, WI
 Component Analyst, Plexus Corporation, Appleton, WI
 Electrical Engineer, JT Electric, Las Vegas, NV
 Electrical Technician, Miller Electric Manufacturing Co., Appleton, WI

Note: Salary and work hours are computed from records of respondents working 35 or more hours per week in a job related to their training.

Fox Valley Technical College: 2016 Graduate Employment Research Report of 2014-15 Graduates

Engineering Technology, Electronic**
106057**

Associate in Applied Science Degree

	<i>Class of 2015</i>	<i>Class of 2010</i>	<i>Class of 2010</i>
	<i>6 Months After Graduation</i>	<i>6 Months After Graduation</i>	<i>5 Years After Graduation</i>
Total Number of Graduates	11	8	8
Number Responding	8	7	3
Total Employed	7	4	2
Percent Employed***	100%	67%	100%
Related Employment	5	4	1
Unrelated Employment	2	-	1
Seeking Employment	-	2	-
Not in Labor Market	1	1	1
Employed in the District	4 of 7	3 of 4	-
Median Annual Salary	-	42,300	-
Average Annual Salary	39,115 (3)	41,061 (4)	-
Range of Annual Salary	33,904 - 46,000	31,200 - 48,443	-
Average Hourly Rate	18.81 (3)	19.74 (4)	-
Average Hours Per Week	40 (5)	40 (4)	-
Employed Full Time	5	4	1
Employed Part Time	-	-	-
Range of Hours Per Week	40 - 40	38 - 42	45 - 45

*** of those available for employment (number responding minus those not in the labor market)
 () = number of graduates responding

**Formerly: 106052

**Formerly: Engineering Electronics Design & Manufacturing

**Official Title: Electronic Engineering Technology

Job listed in Wisconsin TechConnect	Full-time	Part-time
FVTC District (5 counties):	24	2
New North (FVTC 5 counties + 13 Northeast WI counties):	27	2
Wisconsin:	140	16

Actual positions held by 2015 graduates:

Electrical Designer, Zepnick Solutions, Inc., Green Bay, WI
 Electronic Engineer, Aurizon Ultrasonics, Kimberly, WI
 Engineer Laboratory Technician, Alliance Laundry Systems, Ripon, WI
 Equipment Technician, Plexus Corporation, Neenah, WI
 Programmer, Plexus Corporation, Neenah, WI

Note: Salary and work hours are computed from records of respondents working 35 or more hours per week in a job related to their training.

Farm Business & Production Management
300901
Technical Diploma

	<i>Class of 2015</i>	<i>Class of 2010*</i>	<i>Class of 2010*</i>
	6 Months After Graduation	6 Months After Graduation	5 Years After Graduation
Total Number of Graduates	15		2
Number Responding	9		2
Total Employed	9		2
Percent Employed***	100%		100%
Related Employment	8		2
Unrelated Employment	1		-
Seeking Employment	-		-
Not in Labor Market	-		-
Employed in the District	6 of 9		1 of 2
Median Annual Salary	64,000		-
Average Annual Salary	62,000 (4)		-
Range of Annual Salary	40,000 - 80,000		-
Average Hourly Rate	29.81 (4)		-
Average Hours Per Week	49 (8)		-
Employed Full Time	8		2
Employed Part Time	-		-
Range of Hours Per Week	40 - 65		65 - 80
*** of those available for employment (number responding minus those not in the labor market)			
() = number of graduates responding			

**Variations in state reporting impacts graduate counts.*

Note: Most farmers own their own farms. Their salary cannot be determined from the survey.

Job listed in Wisconsin TechConnect	Full-time	Part-time
FVTC District (5 counties):	1	0
New North (FVTC 5 counties + 13 Northeast WI counties):	26	0
Wisconsin:	42	9

Actual positions held by 2015 graduates:

Dairy Farmer, Mitchell Schaefer Farm, Chilton, WI
 Farm Manager, Sperberg Farms, Shawano, WI
 Farm Manager, Wesener Family Farm, Shawano, WI
 Farm Owner, Techlin Farms, Appleton, WI
 Farmer, Private Farm, Chilton, WI (2)
 Farmer, Self-Employed, Manawa, WI
 Owner/Manager, Private Farm, Chilton, WI

Note: Salary and work hours are computed from records of respondents working 35 or more hours per week in a job related to their training.

**Farm Operation
310804
Technical Diploma**

	<i>Class of 2015</i>	<i>Class of 2010</i>	<i>Class of 2010</i>
	6 Months After Graduation	6 Months After Graduation	5 Years After Graduation
Total Number of Graduates	9	8	8
Number Responding	4	7	6
Total Employed	4	7	6
Percent Employed***	100%	100%	100%
Related Employment	4	7	6
Unrelated Employment	-	-	-
Seeking Employment	-	-	-
Not in Labor Market	-	-	-
Employed in the District	1 of 4	1 of 7	-
Median Annual Salary	-	-	-
Average Annual Salary	37,000 (3)	-	-
Range of Annual Salary	21,000 - 50,000	-	-
Average Hourly Rate	17.79 (3)	-	-
Average Hours Per Week	60 (4)	44 (6)	63 (6)
Employed Full Time	4	6	6
Employed Part Time	-	1	-
Range of Hours Per Week	50 - 80	40 - 50	45 - 72
*** of those available for employment (number responding minus those not in the labor market)			
() = number of graduates responding			

Job listed in Wisconsin TechConnect	Full-time	Part-time
FVTC District (5 counties):	0	0
New North (FVTC 5 counties + 13 Northeast WI counties):	0	0
Wisconsin:	4	1

Actual positions held by 2015 graduates:

Dairy Farm Equipment Maintenance, Twin Elm Family Farm LLC, Manitowoc, WI
 Farm Equipment Operator, Waack Family Farm, Greenville, WI
 Farm Management, Dale Kropp Farms, Pulaski, WI
 Farm Operations, Wimmeler Family Farm, LLC, Plymouth, WI

Note: Salary and work hours are computed from records of respondents working 35 or more hours per week in a job related to their training.

**Fire Protection Technician
105032
Associate in Applied Science Degree**

	<i>Class of 2015</i>	<i>Class of 2010</i>	<i>Class of 2010</i>
	6 Months After Graduation	6 Months After Graduation	5 Years After Graduation
Total Number of Graduates	38	60	60
Number Responding	24	55	46
Total Employed	16	32	45
Percent Employed***	84%	74%	100%
Related Employment	10	17	35
Unrelated Employment	6	15	10
Seeking Employment	3	11	-
Not in Labor Market	5	12	1
Employed in the District	3 of 16	16 of 32	6 of 45
Median Annual Salary	35,360	43,000	48,000
Average Annual Salary	40,686 (7)	44,227 (11)	47,923 (27)
Range of Annual Salary	21,840 - 75,000	24,752 - 69,000	27,040 - 79,000
Average Hourly Rate	19.56 (7)	21.26 (11)	23.04 (27)
Average Hours Per Week	48 (7)	47 (12)	54 (34)
Employed Full Time	7	12	34
Employed Part Time	3	5	1
Range of Hours Per Week	40 - 80	40 - 56	40 - 60
*** of those available for employment (number responding minus those not in the labor market)			
() = number of graduates responding			

Job listed in Wisconsin TechConnect	Full-time	Part-time
FVTC District (5 counties):	8	27
New North (FVTC 5 counties + 13 Northeast WI counties):	10	47
Wisconsin:	62	88

Actual positions held by 2015 graduates:

Fire Division Chief, Fond du Lac Fire Department, Fond du Lac, WI
 Fire Recruit, City of Knoxville Fire Department, Knoxville, WI
 Firefighter, Fitchburg Fire Department, Fitchburg, WI
 Firefighter, Green Bay City Fire Department, Green Bay, WI
 Firefighter/Paramedic, City of Mequon Fire Department, Mequon, WI
 Forestry Technician, Oregon Department of Forestry, Salem, OR
 Paramedic, Gold Cross Ambulance Services, Menasha, WI

Note: Salary and work hours are computed from records of respondents working 35 or more hours per week in a job related to their training.

Forensic Science
105044
Associate in Applied Science Degree

	<i>Class of 2015</i>	<i>Class of 2010</i>	<i>Class of 2010</i>
	6 Months After Graduation	<i>6 Months After Graduation</i>	<i>5 Years After Graduation</i>
Total Number of Graduates	7		
Number Responding	4		
Total Employed	3		
Percent Employed***	100%		
Related Employment	1		
Unrelated Employment	2		
Seeking Employment	-		
Not in Labor Market	1		
Employed in the District	1 of 3		<i>This program had no graduates in 2009-10</i>
Median Annual Salary	-		
Average Annual Salary	-		
Range of Annual Salary	-		
Average Hourly Rate	-		
Average Hours Per Week	-		
Employed Full Time	-		
Employed Part Time	1		
Range of Hours Per Week	-		

*** of those available for employment (number responding minus those not in the labor market)
() = number of graduates responding

Note: Salary and work hours are computed from records of respondents working 35 or more hours per week in a job related to their training.

Health Information Technology

105301

Associate in Applied Science Degree

	<i>Class of 2015</i>	<i>Class of 2010</i>	<i>Class of 2010</i>
	6 Months After Graduation	<i>6 Months After Graduation</i>	<i>5 Years After Graduation</i>
Total Number of Graduates	22		
Number Responding	15		
Total Employed	13		
Percent Employed***	93%		
Related Employment	8		
Unrelated Employment	5		
Seeking Employment	1		
Not in Labor Market	1		
Employed in the District	10 of 13	<i>This program had no graduates in 2009-10</i>	
Median Annual Salary	32,240		
Average Annual Salary	33,838 (6)		
Range of Annual Salary	27,560 - 43,306		
Average Hourly Rate	16.27 (6)		
Average Hours Per Week	40 (7)		
Employed Full Time	7		
Employed Part Time	1		
Range of Hours Per Week	40 - 40		
*** of those available for employment (number responding minus those not in the labor market)			
() = number of graduates responding			

Job listed in Wisconsin TechConnect	Full-time	Part-time
FVTC District (5 counties):	16	5
New North (FVTC 5 counties + 13 Northeast WI counties):	45	20
Wisconsin:	115	65

Actual positions held by 2015 graduates:

Coding Support Specialist, Affinity Health System, Oshkosh, WI
 Health Care Representative, Mercy Medical Center, Oshkosh, WI
 Inpatient Medical Coder, Meriter-UnityPoint Health, Madison, WI
 Insurance/Billing, Beaudoin & Wade LLC, Appleton, WI
 Medical Coder II, Calumet Medical Center, Chilton, WI
 Medical Coding Specialist, Baycare Clinic, Green Bay, WI
 Pre-Service Specialist, Aurora Health Care, Oshkosh, WI

Note: Salary and work hours are computed from records of respondents working 35 or more hours per week in a job related to their training.

**Horticulture Technician
310011
Technical Diploma**

	<i>Class of 2015</i>	<i>Class of 2010</i>	<i>Class of 2010</i>
	6 Months After Graduation	6 Months After Graduation	5 Years After Graduation
Total Number of Graduates	12	17	17
Number Responding	11	14	15
Total Employed	3	7	6
Percent Employed***	100%	78%	86%
Related Employment	3	4	4
Unrelated Employment	-	3	2
Seeking Employment	-	2	1
Not in Labor Market	8	5	8
Employed in the District	3 of 3	7 of 7	4 of 6
Median Annual Salary	-	-	-
Average Annual Salary	-	-	-
Range of Annual Salary	-	-	-
Average Hourly Rate	-	-	-
Average Hours Per Week	-	-	39 (3)
Employed Full Time	1	2	3
Employed Part Time	2	2	1
Range of Hours Per Week	-	38 - 40	38 - 40

*** of those available for employment (number responding minus those not in the labor market)
() = number of graduates responding

Job listed in Wisconsin TechConnect	Full-time	Part-time
FVTC District (5 counties):	31	24
New North (FVTC 5 counties + 13 Northeast WI counties):	31	26
Wisconsin:	56	48

Actual positions held by 2015 graduates:
Landscaping, Lake Shore Cleaners Inc, Appleton, WI

Note: Salary and work hours are computed from records of respondents working 35 or more hours per week in a job related to their training.

Hospitality Management**
101092
Associate in Applied Science Degree

	<i>Class of 2015</i>	<i>Class of 2010</i>	<i>Class of 2010</i>
	6 Months After Graduation	6 Months After Graduation	5 Years After Graduation
Total Number of Graduates	16	11	11
Number Responding	13	9	8
Total Employed	10	7	8
Percent Employed***	100%	88%	100%
Related Employment	10	6	5
Unrelated Employment	-	1	3
Seeking Employment	-	1	-
Not in Labor Market	3	1	-
Employed in the District	9 of 10	4 of 7	3 of 8
Median Annual Salary	29,520	-	33,100
Average Annual Salary	29,433 (6)	-	35,660 (4)
Range of Annual Salary	18,720 - 41,000	-	24,440 - 52,000
Average Hourly Rate	14.15 (6)	-	17.14 (4)
Average Hours Per Week	46 (8)	42 (4)	42 (4)
Employed Full Time	8	4	4
Employed Part Time	2	2	1
Range of Hours Per Week	35 - 60	36 - 50	40 - 45

*** of those available for employment (number responding minus those not in the labor market)
 () = number of graduates responding

**Formerly: Hotel and Restaurant Management

Job listed in Wisconsin TechConnect	Full-time	Part-time
FVTC District (5 counties):	82	83
New North (FVTC 5 counties + 13 Northeast WI counties):	97	129
Wisconsin:	257	419

Actual positions held by 2015 graduates:

Banquet Server, Best Western Premier Bridgewood Resort Hotel, Neenah, WI
 Caterer, La Sure's Banquet Hall, Oshkosh, WI
 Cook, Green Bay Sportservice, Green Bay, WI
 Front Desk Representative, Country Inns & Suites, Appleton, WI
 Kitchen Manager, Outback Steakhouse, Grand Chute, WI
 Manager, Texas Roadhouse, Appleton, WI
 Operations Manager, Evergreen Campsites & Resort, Wild Rose, WI

Note: Salary and work hours are computed from records of respondents working 35 or more hours per week in a job related to their training.

Human Resources
101161**
Associate in Applied Science Degree

	<i>Class of 2015</i>	<i>Class of 2010*</i>	<i>Class of 2010*</i>
	6 Months After Graduation	6 Months After Graduation	5 Years After Graduation
Total Number of Graduates	26	22	23
Number Responding	16	16	16
Total Employed	12	13	12
Percent Employed***	86%	87%	92%
Related Employment	7	7	5
Unrelated Employment	5	6	7
Seeking Employment	2	2	1
Not in Labor Market	2	1	3
Employed in the District	9 of 12	10 of 13	5 of 12
Median Annual Salary	43,680	37,220	-
Average Annual Salary	47,320 (5)	37,907 (6)	65,500 (3)
Range of Annual Salary	23,920 - 74,880	30,000 - 48,000	44,500 - 80,000
Average Hourly Rate	22.75 (5)	18.22 (6)	31.49 (3)
Average Hours Per Week	45 (6)	47 (6)	47 (5)
Employed Full Time	6	6	5
Employed Part Time	1	1	-
Range of Hours Per Week	40 - 70	40 - 65	40 - 55

*** of those available for employment (number responding minus those not in the labor market)
 () = number of graduates responding

**Variations in state reporting impacts graduate counts.*

**Formerly: 101964

Job listed in Wisconsin TechConnect	Full-time	Part-time
FVTC District (5 counties):	61	21
New North (FVTC 5 counties + 13 Northeast WI counties):	63	21
Wisconsin:	73	24

Actual positions held by 2015 graduates:

Administrative Assistant, Fox Valley Technical College, Appleton, WI
 Branch Team Leader, SEEK Careers/ Staffing, Inc., Appleton, WI
 Human Resources Assistant, Les Stump Ford, Appleton, WI
 Human Resources Intern, SECURA Insurance, Appleton, WI
 Maintenance Technical Trainer, Nestle USA, Inc., Little Chute, WI
 Team Lead, Korn Ferry Company, Dallas, TX

Note: Salary and work hours are computed from records of respondents working 35 or more hours per week in a job related to their training.

**Individualized Technical Studies
108251
Associate in Applied Science Degree**

	<i>Class of 2015</i>	<i>Class of 2010*</i>	<i>Class of 2010*</i>
	6 Months After Graduation	6 Months After Graduation	5 Years After Graduation
Total Number of Graduates	6	30	31
Number Responding	4	30	9
Total Employed	3	7	9
Percent Employed***	100%	88%	100%
Related Employment	3	6	7
Unrelated Employment	-	1	2
Seeking Employment	-	1	-
Not in Labor Market	1	22	-
Employed in the District	1 of 3	4 of 7	6 of 9
Median Annual Salary	-	31,200	41,704
Average Annual Salary	-	37,150 (5)	43,003 (5)
Range of Annual Salary	-	20,800 - 62,400	26,000 - 60,362
Average Hourly Rate	-	17.86 (5)	20.67 (5)
Average Hours Per Week	47 (3)	45 (5)	44 (7)
Employed Full Time	3	5	7
Employed Part Time	-	1	-
Range of Hours Per Week	40 - 60	38 - 56	38 - 60

*** of those available for employment (number responding minus those not in the labor market)
() = number of graduates responding

**Variations in state reporting impacts graduate counts.*

Actual positions held by 2015 graduates:

Heavy Equipment Technician, Larimer County, Fort Collins, CO
 Manager, Superior Lawn & Garden Center LLC, Kohler, WI
 Site Supervisor, Securitas Security Services USA, Appleton, WI

Note: Salary and work hours are computed from records of respondents working 35 or more hours per week in a job related to their training.

Industrial Engineering Technician**

106231**

Associate in Applied Science Degree

	<i>Class of 2015</i>	<i>Class of 2010</i>	<i>Class of 2010</i>
	6 Months After Graduation	6 Months After Graduation	5 Years After Graduation
Total Number of Graduates	7	14	14
Number Responding	7	14	11
Total Employed	7	8	11
Percent Employed***	100%	73%	100%
Related Employment	6	4	7
Unrelated Employment	1	4	4
Seeking Employment	-	3	-
Not in Labor Market	-	3	-
Employed in the District	5 of 7	4 of 8	4 of 11
Median Annual Salary	62,000	40,560	65,000
Average Annual Salary	63,291 (5)	41,600 (4)	63,511 (5)
Range of Annual Salary	37,856 - 105,000	35,360 - 49,920	58,594 - 66,560
Average Hourly Rate	30.43 (5)	20 (4)	30.53 (5)
Average Hours Per Week	42 (5)	48 (4)	44 (7)
Employed Full Time	5	4	7
Employed Part Time	1	-	-
Range of Hours Per Week	40 - 45	40 - 55	40 - 50

*** of those available for employment (number responding minus those not in the labor market)
() = number of graduates responding

**Formerly: 106237

**Formerly: Applied Engineering Technology

Job listed in Wisconsin TechConnect	Full-time	Part-time
FVTC District (5 counties):	81	7
New North (FVTC 5 counties + 13 Northeast WI counties):	83	7
Wisconsin:	181	8

Actual positions held by 2015 graduates:

Chief Inspector, Honeywell Flight Test Operations, Everett, WA
 Maintenance Supervisor, Bemis Graphics, New London, WI
 Manufacturing Engineer, Waukesha Bearings, Antigo, WI
 Quality Technician II, Plexus Corporation, Appleton, WI
 Senior Quality Specialist, Defiance Metal Products, Oshkosh, WI

Note: Salary and work hours are computed from records of respondents working 35 or more hours per week in a job related to their training.

**Interior Design
103041
Associate in Applied Science Degree**

	<i>Class of 2015</i>	<i>Class of 2010*</i>	<i>Class of 2010*</i>
	6 Months After Graduation	6 Months After Graduation	5 Years After Graduation
Total Number of Graduates	30	27	28
Number Responding	24	22	16
Total Employed	22	19	13
Percent Employed***	100%	95%	100%
Related Employment	18	10	9
Unrelated Employment	4	9	4
Seeking Employment	-	1	-
Not in Labor Market	2	2	3
Employed in the District	12 of 22	13 of 19	5 of 13
Median Annual Salary	28,795	20,800	39,000
Average Annual Salary	27,803 (10)	22,048 (5)	36,600 (7)
Range of Annual Salary	20,800 - 31,200	20,800 - 24,960	24,960 - 50,000
Average Hourly Rate	13.37 (10)	10.60 (5)	17.60 (7)
Average Hours Per Week	42 (12)	39 (5)	43 (8)
Employed Full Time	12	5	8
Employed Part Time	6	5	1
Range of Hours Per Week	35 - 60	36 - 40	35 - 60

*** of those available for employment (number responding minus those not in the labor market)

() = number of graduates responding

**Variations in state reporting impacts graduate counts.*

Note: Salaries include commission but exclude bonuses or product discounts associated with sales positions.

Job listed in Wisconsin TechConnect	Full-time	Part-time
FVTC District (5 counties):	33	32
New North (FVTC 5 counties + 13 Northeast WI counties):	54	37
Wisconsin:	111	82

Actual positions held by 2015 graduates:

CAD Technician, KI, Green Bay, WI
 Design Assistant, Creative Design Concepts, Barrington, IL
 Designer, Home Interiors Flooring, Appleton, WI
 Event Planning Coordinator, The Master's Touch Flower Studio, Neenah, WI
 Interior Design / Sales, D&M Interiors- Flooring America, Appleton, WI
 Interior Design / Sales, FloorQuest, Oshkosh, WI
 Interior Design / Sales, Furniture Row, Ashwaubenon, WI
 Interior Designer, Design A La Mode, Suamico, WI
 Interior Designer, Gabriel Furniture Warehouse, Appleton, WI
 Interior Designer/Sales, Wenz Home Furniture, Green Bay, WI
 Paint Consultant & Interior Designer, Kimps Ace Hardware, Green Bay, WI
 Vice President of Operations / Design, Welhouse Construction Services, LLC, Kaukauna, WI

Note: Salary and work hours are computed from records of respondents working 35 or more hours per week in a job related to their training.

**Interior Design – Kitchen & Bath Design
103043**

Associate in Applied Science Degree

	<i>Class of 2015</i>	<i>Class of 2010</i>	<i>Class of 2010</i>
	<i>6 Months After Graduation</i>	<i>6 Months After Graduation</i>	<i>5 Years After Graduation</i>
Total Number of Graduates	3		
Number Responding	2		
Total Employed	2		
Percent Employed***	100%		
Related Employment	2		
Unrelated Employment	-		
Seeking Employment	-		
Not in Labor Market	-		
Employed in the District	2 of 2	<i>This program had no graduates in 2009-10</i>	
Median Annual Salary	-		
Average Annual Salary	-		
Range of Annual Salary	-		
Average Hourly Rate	-		
Average Hours Per Week	-		
Employed Full Time	2		
Employed Part Time	-		
Range of Hours Per Week	40 - 40		

*** of those available for employment (number responding minus those not in the labor market)
() = number of graduates responding

Note: Salaries include commission but exclude bonuses or product discounts associated with sales positions.

Job listed in Wisconsin TechConnect	Full-time	Part-time
FVTC District (5 counties):	7	3
New North (FVTC 5 counties + 13 Northeast WI counties):	14	3
Wisconsin:	18	4

Actual positions held by 2015 graduates:

Designer, Home Interiors Flooring, Appleton, WI
Interior Designer, Gabriel Furniture Warehouse, Appleton, WI

Note: Salary and work hours are computed from records of respondents working 35 or more hours per week in a job related to their training.

IT - Computer Support Specialist

101543

Associate in Applied Science Degree

	<i>Class of 2015</i>	<i>Class of 2010</i>	<i>Class of 2010</i>
	6 Months After Graduation	6 Months After Graduation	5 Years After Graduation
Total Number of Graduates	28	15	15
Number Responding	22	14	8
Total Employed	12	12	8
Percent Employed***	71%	86%	100%
Related Employment	9	6	4
Unrelated Employment	3	6	4
Seeking Employment	5	2	-
Not in Labor Market	5	-	-
Employed in the District	11 of 12	11 of 12	5 of 8
Median Annual Salary	26,000	31,190	-
Average Annual Salary	34,981 (6)	30,415 (4)	-
Range of Annual Salary	24,960 - 74,000	24,960 - 34,320	-
Average Hourly Rate	16.82 (6)	14.62 (4)	-
Average Hours Per Week	46 (7)	41 (4)	-
Employed Full Time	7	4	2
Employed Part Time	2	2	2
Range of Hours Per Week	40 - 80	40 - 43	45 - 47
*** of those available for employment (number responding minus those not in the labor market)			
() = number of graduates responding			

Job listed in Wisconsin TechConnect	Full-time	Part-time
FVTC District (5 counties):	47	29
New North (FVTC 5 counties + 13 Northeast WI counties):	156	87
Wisconsin:	555	247

Actual positions held by 2015 graduates:

Desktop Support Analyst Tier II, Alta Resources, Neenah, WI
 Incident Management, Security, Network, Thrivent Financial, Appleton, WI
 Information Security Analyst, Thrivent Financial, Appleton, WI
 IT Technician, Oshkosh Equipment Sales, Oshkosh, WI
 Operations Technician, Thrivent Financial, Appleton, WI
 Support Technician, ImproMed, LLC, Oshkosh, WI

Note: Salary and work hours are computed from records of respondents working 35 or more hours per week in a job related to their training.

IT – Help Desk Support Specialist
311547
Technical Diploma

	<i>Class of 2015</i>	<i>Class of 2010</i>	<i>Class of 2010</i>
	<i>6 Months After Graduation</i>	<i>6 Months After Graduation</i>	<i>5 Years After Graduation</i>
Total Number of Graduates	18		
Number Responding	17		
Total Employed	11		
Percent Employed***	73%		
Related Employment	9		
Unrelated Employment	2		
Seeking Employment	4		
Not in Labor Market	2		
Employed in the District	10 of 11		<i>This program had no graduates in 2009-10</i>
Median Annual Salary	24,960		
Average Annual Salary	26,633 (6)		
Range of Annual Salary	22,880 - 35,000		
Average Hourly Rate	12.80 (6)		
Average Hours Per Week	40 (8)		
Employed Full Time	8		
Employed Part Time	1		
Range of Hours Per Week	40 - 40		

*** of those available for employment (number responding minus those not in the labor market)
 () = number of graduates responding

Actual positions held by 2015 graduates:

- Help Desk Support, TEKsystems, Grand Chute, WI
- Help Desk, Thrivent Financial, Appleton, WI (2)
- Incident Management, Security, Network, Thrivent Financial, Appleton, WI
- Information Security Analyst, Thrivent Financial, Appleton, WI
- IT Technician, Oshkosh Equipment Sales, Oshkosh, WI
- Operations Technician, Thrivent Financial, Appleton, WI
- Support Technician, ImproMed, LLC, Oshkosh, WI

Note: Salary and work hours are computed from records of respondents working 35 or more hours per week in a job related to their training.

IT - Network Specialist
101502
Associate in Applied Science Degree

	<i>Class of 2015</i>	<i>Class of 2010*</i>	<i>Class of 2010*</i>
	6 Months After Graduation	6 Months After Graduation	5 Years After Graduation
Total Number of Graduates	29	23	24
Number Responding	24	18	13
Total Employed	18	14	11
Percent Employed***	90%	88%	100%
Related Employment	15	11	9
Unrelated Employment	3	3	2
Seeking Employment	2	2	-
Not in Labor Market	4	2	2
Employed in the District	15 of 18	8 of 14	7 of 11
Median Annual Salary	36,233	31,200	47,800
Average Annual Salary	36,888 (8)	30,769 (9)	51,917 (6)
Range of Annual Salary	24,960 - 50,000	18,720 - 38,000	40,000 - 72,000
Average Hourly Rate	17.73 (8)	14.79 (9)	24.96 (6)
Average Hours Per Week	41 (11)	41 (11)	45 (8)
Employed Full Time	11	11	8
Employed Part Time	4	-	1
Range of Hours Per Week	40 - 45	40 - 50	40 - 60

*** of those available for employment (number responding minus those not in the labor market)
 () = number of graduates responding

**Variations in state reporting impacts graduate counts.*

Job listed in Wisconsin TechConnect	Full-time	Part-time
FVTC District (5 counties):	51	4
New North (FVTC 5 counties + 13 Northeast WI counties):	111	16
Wisconsin:	435	88

Actual positions held by 2015 graduates:

Desktop Support Analyst Tier II, Alta Resources, Neenah, WI
 Incident Management, Security, Network, Thrivent Financial, Appleton, WI
 IT Analyst, Megtec Systems, De Pere, WI
 IT Specialist, Walker Forge, Clintonville, WI
 IT Support Specialist, Miron Construction Co., Inc., Neenah, WI
 Network Analyst, Alta Resources, Neenah, WI
 Network Engineer II, Skyward Inc, Stevens Point, WI
 Operations Technician, Thrivent Financial, Appleton, WI
 Service Desk Analyst, Jewelers Mutual Insurance Company, Neenah, WI
 Systems Analyst, Pierce Manufacturing, Appleton, WI
 Tech Service Center, Thrivent Financial, Appleton, WI

Note: Salary and work hours are computed from records of respondents working 35 or more hours per week in a job related to their training.

IT – Network Systems Administration

101505

Associate in Applied Science Degree

	<i>Class of 2015</i>	<i>Class of 2010</i>	<i>Class of 2010</i>
	<i>6 Months After Graduation</i>	<i>6 Months After Graduation</i>	<i>5 Years After Graduation</i>
Total Number of Graduates	18		
Number Responding	14		
Total Employed	11		
Percent Employed***	85%		
Related Employment	9		
Unrelated Employment	2		
Seeking Employment	2		
Not in Labor Market	1		
Employed in the District	10 of 11		<i>This program had no graduates in 2009-10</i>
Median Annual Salary	33,280		
Average Annual Salary	32,604 (5)		
Range of Annual Salary	24,960 - 38,500		
Average Hourly Rate	15.67 (5)		
Average Hours Per Week	40 (6)		
Employed Full Time	6		
Employed Part Time	3		
Range of Hours Per Week	40 - 40		
*** of those available for employment (number responding minus those not in the labor market)			
() = number of graduates responding			

Job listed in Wisconsin TechConnect	Full-time	Part-time
FVTC District (5 counties):	32	5
New North (FVTC 5 counties + 13 Northeast WI counties):	33	5
Wisconsin:	75	9

Actual positions held by 2015 graduates:

- Help Desk Specialist, Navitus Health Solutions, Appleton, WI
- Incident Management, Security, Network, Thrivent Financial, Appleton, WI
- Junior System Administrator, LifeQuest, Wautoma, WI
- Network Administrator, Farmers & Merchants Bank, Berlin, WI
- Network Analyst, Alta Resources, Neenah, WI
- Network Specialist, TEKsystems, Grand Chute, WI

Note: Salary and work hours are computed from records of respondents working 35 or more hours per week in a job related to their training.

IT - Software Developer**
101521
Associate in Applied Science Degree

	<i>Class of 2015</i>	<i>Class of 2010*</i>	<i>Class of 2010*</i>
	6 Months After Graduation	6 Months After Graduation	5 Years After Graduation
Total Number of Graduates	27	29	30
Number Responding	17	23	17
Total Employed	15	16	15
Percent Employed***	94%	80%	88%
Related Employment	13	10	11
Unrelated Employment	2	6	4
Seeking Employment	1	4	2
Not in Labor Market	1	3	-
Employed in the District	10 of 15	12 of 16	7 of 15
Median Annual Salary	36,500	38,000	56,000
Average Annual Salary	40,197 (7)	37,849 (9)	53,376 (7)
Range of Annual Salary	31,200 - 60,000	20,800 - 50,000	35,630 - 70,000
Average Hourly Rate	19.33 (7)	18.20 (9)	25.66 (7)
Average Hours Per Week	41 (10)	43 (9)	44 (10)
Employed Full Time	10	9	10
Employed Part Time	3	1	1
Range of Hours Per Week	37 - 50	40 - 50	40 - 55

*** of those available for employment (number responding minus those not in the labor market)
 () = number of graduates responding

*Variations in state reporting impacts graduate counts.

**Formerly: IT - Programmer/Analyst

Job listed in Wisconsin TechConnect	Full-time	Part-time
FVTC District (5 counties):	52	6
New North (FVTC 5 counties + 13 Northeast WI counties):	86	9
Wisconsin:	233	38

Actual positions held by 2015 graduates:

Data Support Specialist, Navitus Health Solutions, LLC, Appleton, WI
 IT Software Developer, Mankato Clinic, Mankato, WI
 Multimedia Developer, Fox Valley Technical College, Appleton, WI
 Programmer, West Corporation, Appleton, WI
 Software Developer, Independent Printing, De Pere, WI
 Software Engineer, Skyline Technologies, Green Bay, WI
 Systems Admin II, Bemis Company, Neenah, WI
 Technical Support Specialist, J.J. Keller & Associates, Inc., Neenah, WI
 WEB Programmer, Stellar Blue Technologies, Neenah, WI
 Webmaster, Kitsune Kon, Green Bay, WI

Note: Salary and work hours are computed from records of respondents working 35 or more hours per week in a job related to their training.

**IT - Web Development & Design Specialist
101522**

Associate in Applied Science Degree

	<i>Class of 2015</i>	<i>Class of 2010</i>	<i>Class of 2010</i>
	<i>6 Months After Graduation</i>	<i>6 Months After Graduation</i>	<i>5 Years After Graduation</i>
Total Number of Graduates	12	18	18
Number Responding	9	17	10
Total Employed	3	11	10
Percent Employed***	50%	73%	100%
Related Employment	2	5	7
Unrelated Employment	1	6	3
Seeking Employment	3	4	-
Not in Labor Market	3	2	-
Employed in the District	3 of 3	9 of 11	3 of 10
Median Annual Salary	-	33,000	-
Average Annual Salary	-	31,976 (5)	51,387 (3)
Range of Annual Salary	-	24,960 - 36,400	48,000 - 56,160
Average Hourly Rate	-	15.37 (5)	24.71 (3)
Average Hours Per Week	-	40 (5)	43 (6)
Employed Full Time	2	5	6
Employed Part Time	-	-	1
Range of Hours Per Week	40 - 40	40 - 40	40 - 55

*** of those available for employment (number responding minus those not in the labor market)
() = number of graduates responding

Job listed in Wisconsin TechConnect	Full-time	Part-time
FVTC District (5 counties):	42	13
New North (FVTC 5 counties + 13 Northeast WI counties):	56	32
Wisconsin:	58	36

Actual positions held by 2015 graduates:

Technical Support Specialist, J.J. Keller & Associates, Inc., Appleton, WI
Web Developer I, Foot Locker, Oshkosh, WI

Note: Salary and work hours are computed from records of respondents working 35 or more hours per week in a job related to their training.

**Laboratory Science Assistant
315061
Technical Diploma**

	<i>Class of 2015</i>	<i>Class of 2010</i>	<i>Class of 2010</i>
	6 Months After Graduation	<i>6 Months After Graduation</i>	<i>5 Years After Graduation</i>
Total Number of Graduates	14		
Number Responding	10		
Total Employed	8		
Percent Employed***	100%		
Related Employment	8		
Unrelated Employment	-		
Seeking Employment	-		
Not in Labor Market	2		
Employed in the District	5 of 8	<i>This program had no graduates in 2009-10</i>	
Median Annual Salary	27,040		
Average Annual Salary	28,000 (5)		
Range of Annual Salary	22,880 - 36,000		
Average Hourly Rate	13.46 (5)		
Average Hours Per Week	41 (6)		
Employed Full Time	6		
Employed Part Time	2		
Range of Hours Per Week	40 - 45		
*** of those available for employment (number responding minus those not in the labor market)			
() = number of graduates responding			

Job listed in Wisconsin TechConnect	Full-time	Part-time
FVTC District (5 counties):	5	0
New North (FVTC 5 counties + 13 Northeast WI counties):	6	0
Wisconsin:	10	2
Actual positions held by 2015 graduates:		
Lab Analyst, Fox Valley Quality Control Lab, Neenah, WI		
Lab Analyst, Schreiber Foods, Inc., Green Bay, WI		
Lab Technician, Clean Water Testing, Appleton, WI		
Lab Technician, Institute for Environmental Health, Sparta, WI		
Lab Technician, Spherion, Appleton, WI		
Product Assembly/ Lab Technician, Spherion, Appleton, WI		

Note: Salary and work hours are computed from records of respondents working 35 or more hours per week in a job related to their training.

Laboratory Science Technician

105064

Associate in Applied Science Degree

	<i>Class of 2015</i>	<i>Class of 2010</i>	<i>Class of 2010</i>
	6 Months After Graduation	<i>6 Months After Graduation</i>	<i>5 Years After Graduation</i>
Total Number of Graduates	15		
Number Responding	12		
Total Employed	10		
Percent Employed***	91%		
Related Employment	10		
Unrelated Employment	-		
Seeking Employment	1		
Not in Labor Market	1		
Employed in the District	7 of 10		<i>This program had no graduates in 2009-10</i>
Median Annual Salary	29,640		
Average Annual Salary	31,743 (7)		
Range of Annual Salary	22,880 - 39,520		
Average Hourly Rate	15.26 (7)		
Average Hours Per Week	41 (8)		
Employed Full Time	8		
Employed Part Time	2		
Range of Hours Per Week	40 - 45		
*** of those available for employment (number responding minus those not in the labor market)			
() = number of graduates responding			

Note: Formerly shared with MSTC.

Job listed in Wisconsin TechConnect	Full-time	Part-time
FVTC District (5 counties):	23	0
New North (FVTC 5 counties + 13 Northeast WI counties):	29	0
Wisconsin:	35	0

Actual positions held by 2015 graduates:

- Lab Analyst, Fox Valley Quality Control Lab, Neenah, WI
- Lab Analyst, Schreiber Foods, Inc., Green Bay, WI
- Lab Technician, Clean Water Testing, Appleton, WI
- Lab Technician, DuPont Nutrition & Health, Madison, WI
- Lab Technician, Encapsys, Appleton, WI
- Product Assembly/ Lab Technician, Spherion, Appleton, WI
- Quality Control Lab Technician, A P Nonweiler Co., Oshkosh, WI
- Quality Lead, Simply Incredible Foods, Port Edwards, WI

Note: Salary and work hours are computed from records of respondents working 35 or more hours per week in a job related to their training.

**Machine Tool Technician
324201
Technical Diploma**

	<i>Class of 2015</i>	<i>Class of 2010*</i>	<i>Class of 2010*</i>
	6 Months After Graduation	6 Months After Graduation	5 Years After Graduation
Total Number of Graduates	25	21	22
Number Responding	21	18	14
Total Employed	20	15	13
Percent Employed***	100%	94%	100%
Related Employment	20	14	12
Unrelated Employment	-	1	1
Seeking Employment	-	1	-
Not in Labor Market	1	2	1
Employed in the District	19 of 20	12 of 15	11 of 13
Median Annual Salary	38,844	33,280	36,816
Average Annual Salary	39,551 (14)	33,583 (13)	39,754 (8)
Range of Annual Salary	31,200 - 50,000	24,960 - 45,000	33,280 - 56,160
Average Hourly Rate	19.01 (14)	16.15 (13)	19.11 (8)
Average Hours Per Week	42 (18)	46 (13)	45 (12)
Employed Full Time	18	13	12
Employed Part Time	2	1	-
Range of Hours Per Week	40 - 50	40 - 60	40 - 60

*** of those available for employment (number responding minus those not in the labor market)
() = number of graduates responding

**Variations in state reporting impacts graduate counts.*

Job listed in Wisconsin TechConnect	Full-time	Part-time
FVTC District (5 counties):	301	19
New North (FVTC 5 counties + 13 Northeast WI counties):	301	19
Wisconsin:	324	23

Actual positions held by 2015 graduates:

Chassis Assembler, Pierce Manufacturing, Appleton, WI
 CNC Machinist, C.R.E.W. Inc., Oshkosh, WI
 CNC Machinist, Fox Valley Tool & Die, Inc., Kaukauna, WI
 CNS Operator / Lead, Walker Forge, Clintonville, WI
 Computer Numerical Control Machinist, Brickham Machining Company Inc, Oshkosh, WI
 Machine Tool Technician, CMD Corporation, Appleton, WI
 Machinist Helper, Voith Paper, Inc., Appleton, WI
 Machinist, Bemis Graphics, New London, WI
 Machinist, Fox Valley Tool & Die, Inc., Kaukauna, WI
 Machinist, J. Stadler Machine, Inc., Oshkosh, WI
 Machinist, Kimberly-Clark, Neenah, WI
 Machinist, Kimtech Plant, Neenah, WI
 Machinist, Kingsbury Inc., Oshkosh, WI (2)
 Machinist, Proto-1 Manufacturing LLC, Winneconne, WI
 Machinist, Valley Tissue Packaging, Inc., Kaukauna, WI
 Machinist, Voith Paper Inc., Appleton, WI (2)

Note: Salary and work hours are computed from records of respondents working 35 or more hours per week in a job related to their training.

**Management Development/Supervisory Management
101961**

Associate in Applied Science Degree

	<i>Class of 2015</i>	<i>Class of 2010*</i>	<i>Class of 2010*</i>
	6 Months After Graduation	6 Months After Graduation	5 Years After Graduation
Total Number of Graduates	23	11	12
Number Responding	16	10	7
Total Employed	12	7	6
Percent Employed***	92%	100%	86%
Related Employment	9	5	4
Unrelated Employment	3	2	2
Seeking Employment	1	-	1
Not in Labor Market	3	3	-
Employed in the District	6 of 12	5 of 7	5 of 6
Median Annual Salary	62,629	-	-
Average Annual Salary	58,166 (5)	36,965 (3)	45,920 (3)
Range of Annual Salary	35,360 - 80,000	30,035 - 45,500	34,000 - 58,000
Average Hourly Rate	27.96 (5)	17.77 (3)	22.08 (3)
Average Hours Per Week	44 (8)	44 (4)	44 (3)
Employed Full Time	8	4	3
Employed Part Time	1	1	1
Range of Hours Per Week	40 - 50	38 - 52	38 - 50

*** of those available for employment (number responding minus those not in the labor market)
() = number of graduates responding

**Variations in state reporting impacts graduate counts.*

Note: Because most graduates were previously employed as supervisors, salaries shown are higher than entry level.

Job listed in Wisconsin TechConnect	Full-time	Part-time
FVTC District (5 counties):	22	1
New North (FVTC 5 counties + 13 Northeast WI counties):	80	3
Wisconsin:	331	43

Actual positions held by 2015 graduates:

Process Engineer/Asset Area Manager, Neenah Paper, Neenah, WI
 Project Coordinator, Oshkosh Door, Oshkosh, WI
 Team Leader, Pierce Manufacturing, Appleton, WI
 Warehouse Manager, Sturm Foods, Inc., Manawa, WI

Note: Salary and work hours are computed from records of respondents working 35 or more hours per week in a job related to their training.

Marketing
101043
Associate in Applied Science Degree

	<i>Class of 2015</i>	<i>Class of 2010*</i>	<i>Class of 2010*</i>
	6 Months After Graduation	6 Months After Graduation	5 Years After Graduation
Total Number of Graduates	28	45	46
Number Responding	19	35	29
Total Employed	12	26	27
Percent Employed***	86%	84%	100%
Related Employment	8	18	16
Unrelated Employment	4	8	11
Seeking Employment	2	5	-
Not in Labor Market	5	4	2
Employed in the District	7 of 12	22 of 26	12 of 27
Median Annual Salary	30,222	27,040	47,360
Average Annual Salary	28,994 (6)	31,515 (13)	47,984 (8)
Range of Annual Salary	22,880 - 35,000	16,640 - 60,000	24,960 - 75,000
Average Hourly Rate	13.94 (6)	15.15 (13)	23.07 (8)
Average Hours Per Week	44 (7)	43 (16)	44 (12)
Employed Full Time	7	16	12
Employed Part Time	1	2	4
Range of Hours Per Week	38 - 60	38 - 52	35 - 60

*** of those available for employment (number responding minus those not in the labor market)
 () = number of graduates responding

**Variations in state reporting impacts graduate counts.*

Note: Salaries include commission but exclude bonuses or product discounts associated with sales positions.

Job listed in Wisconsin TechConnect	Full-time	Part-time
FVTC District (5 counties):	1,262	135
New North (FVTC 5 counties + 13 Northeast WI counties):	1,501	224
Wisconsin:	3,271	1,093

Actual positions held by 2015 graduates:

Administrative Assistant, Fox Valley Technical College, Appleton, WI
 Assistant Manager, Justice, Appleton, WI
 Customer Service, VF Corp, Appleton, WI
 Manager, Bad Badger Sports Bar, Appleton, WI
 Marketing Assistant, Brilliant, Chicago, IL
 Owner, Kannich Sports, Kiel,
 Sales & Production Leader, Goodwill, Appleton, WI

Note: Salary and work hours are computed from records of respondents working 35 or more hours per week in a job related to their training.

Mechanical CAD Drafting
316063
Technical Diploma

	<i>Class of 2015</i>	<i>Class of 2010</i>	<i>Class of 2010</i>
	6 Months After Graduation	<i>6 Months After Graduation</i>	<i>5 Years After Graduation</i>
Total Number of Graduates	35		
Number Responding	31		
Total Employed	9		
Percent Employed***	90%		
Related Employment	9		
Unrelated Employment	-		
Seeking Employment	1		
Not in Labor Market	21		
Employed in the District	4 of 9	<i>This program had no graduates in 2009-10</i>	
Median Annual Salary	41,600		
Average Annual Salary	39,399 (6)		
Range of Annual Salary	29,120 - 45,032		
Average Hourly Rate	18.94 (6)		
Average Hours Per Week	42 (8)		
Employed Full Time	8		
Employed Part Time	1		
Range of Hours Per Week	40 - 50		
*** of those available for employment (number responding minus those not in the labor market)			
() = number of graduates responding			

Job listed in Wisconsin TechConnect	Full-time	Part-time
FVTC District (5 counties):	20	3
New North (FVTC 5 counties + 13 Northeast WI counties):	21	3
Wisconsin:	32	4
Actual positions held by 2015 graduates:		
Applications Engineer, Nabco Entrances, Inc., Muskego, WI		
CAD Technician/Designer, Specialty Enterprises, Wautoma, WI		
Designer, McNeilus Truck & Manufacturing, Dodge Center, MN		
Engineering Intern, Walker Forge, Clintonville, WI		
Engineering Technician, Kohler Co., Kohler, WI		
Mechanical CAD Drafter, Therma-Tron-X, Inc., Sturgeon Bay, WI		
Mechanical Designer, Multi-Conveyor LLC, Winneconne, WI		

Note: Salary and work hours are computed from records of respondents working 35 or more hours per week in a job related to their training.

Mechanical Design Technology

106061

Associate in Applied Science Degree

	<i>Class of 2015</i>	<i>Class of 2010</i>	<i>Class of 2010</i>
	6 Months After Graduation	6 Months After Graduation	5 Years After Graduation
Total Number of Graduates	18	16	16
Number Responding	15	15	8
Total Employed	12	12	8
Percent Employed***	92%	86%	100%
Related Employment	12	7	4
Unrelated Employment	-	5	4
Seeking Employment	1	2	-
Not in Labor Market	2	1	-
Employed in the District	7 of 12	8 of 12	5 of 8
Median Annual Salary	42,640	40,000	55,200
Average Annual Salary	43,644 (9)	41,904 (5)	54,180 (4)
Range of Annual Salary	29,120 - 58,240	24,440 - 70,720	34,320 - 72,000
Average Hourly Rate	20.98 (9)	20.15 (5)	26.05 (4)
Average Hours Per Week	43 (10)	40 (6)	45 (4)
Employed Full Time	10	6	4
Employed Part Time	2	1	-
Range of Hours Per Week	40 - 50	40 - 40	40 - 50
*** of those available for employment (number responding minus those not in the labor market)			
() = number of graduates responding			

Job listed in Wisconsin TechConnect	Full-time	Part-time
FVTC District (5 counties):	164	23
New North (FVTC 5 counties + 13 Northeast WI counties):	335	48
Wisconsin:	757	103

Actual positions held by 2015 graduates:

Applications Engineer, Nabco Entrances, Inc., Muskego, WI
 Designer, McNeilus Truck & Manufacturing, Dodge Center, MN
 Designer, Oshkosh Airport Products, Appleton, WI
 Designer, Oshkosh Corporation, Appleton, WI
 Engineering Intern, Walker Forge, Clintonville, WI
 Engineering Support Specialist, Festo Corporation, Greenville, WI
 Mechanical CAD Drafter, Therma-Tron-X, Inc., Sturgeon Bay, WI
 Mechanical Designer, Multi-Conveyor LLC, Winneconne, WI
 Mechanical Designer, XDS Holdings Inc, Neenah, WI
 Quality Manager, A to Z Machine Co., Inc., Appleton, WI

Note: Salary and work hours are computed from records of respondents working 35 or more hours per week in a job related to their training.

**Medical Assistant
315091
Technical Diploma**

	<i>Class of 2015</i>	<i>Class of 2010</i>	<i>Class of 2010</i>
	<i>6 Months After Graduation</i>	<i>6 Months After Graduation</i>	<i>5 Years After Graduation</i>
Total Number of Graduates	48	29	29
Number Responding	34	22	19
Total Employed	31	19	16
Percent Employed***	94%	90%	100%
Related Employment	28	14	12
Unrelated Employment	3	5	4
Seeking Employment	2	2	-
Not in Labor Market	1	1	3
Employed in the District	25 of 31	18 of 19	10 of 16
Median Annual Salary	29,307	26,863	31,772
Average Annual Salary	29,489 (15)	28,092 (10)	32,120 (8)
Range of Annual Salary	24,960 - 32,448	25,376 - 33,280	26,915 - 36,941
Average Hourly Rate	14.18 (15)	13.51 (10)	15.44 (8)
Average Hours Per Week	40 (16)	39 (11)	40 (8)
Employed Full Time	16	11	8
Employed Part Time	12	3	4
Range of Hours Per Week	36 - 46	36 - 45	36 - 42

*** of those available for employment (number responding minus those not in the labor market)
() = number of graduates responding

Job listed in Wisconsin TechConnect	Full-time	Part-time
FVTC District (5 counties):	46	41
New North (FVTC 5 counties + 13 Northeast WI counties):	74	93
Wisconsin:	394	275

Actual positions held by 2015 graduates:

Certified Medical Assistant, Affinity Health System, Menasha, WI
 Certified Medical Assistant, Affinity Medical Group, Menasha, WI
 Certified Medical Assistant, Aurora Health Care, Oshkosh, WI
 Certified Medical Assistant, Catalpa Health, Appleton, WI
 Certified Medical Assistant, Fox Valley Surgical Associates, Appleton, WI (2)
 Certified Medical Assistant, ThedaCare, Inc., Waupaca, WI
 Certified Nursing Assistant, Northpoint Medical & Rehab Center, Oshkosh, WI
 Clinical Assistant (CMA-AAMA), Neuroscience Group, Neenah, WI
 Clinical Assistant, Neuroscience Group, Neenah, WI
 Donor Technician, The Community Blood Center, Appleton, WI
 Medical Assistant, Affinity Medical Group, Little Chute, WI
 Medical Assistant, Affinity Medical Group, Oshkosh, WI
 Medical Assistant, Dean Health Plan, Inc., De Pere, WI
 Medical Assistant, Encircle Health Medical Plaza, Appleton, WI
 Medical Assistant, UW Health, Madison, WI

Note: Salary and work hours are computed from records of respondents working 35 or more hours per week in a job related to their training.

Medical Coding Specialist
315302**
Technical Diploma

	<i>Class of 2015</i>	<i>Class of 2010</i>	<i>Class of 2010*</i>
	6 Months After Graduation	6 Months After Graduation	5 Years After Graduation
Total Number of Graduates	51	36	37
Number Responding	37	32	25
Total Employed	22	19	21
Percent Employed***	88%	79%	100%
Related Employment	16	7	9
Unrelated Employment	6	12	12
Seeking Employment	3	5	-
Not in Labor Market	12	8	4
Employed in the District	15 of 22	12 of 19	12 of 21
Median Annual Salary	33,280	33,092	42,508
Average Annual Salary	32,802 (10)	32,460 (5)	45,244 (8)
Range of Annual Salary	27,560 - 37,378	22,048 - 41,184	32,229 - 72,800
Average Hourly Rate	15.77 (10)	15.60 (5)	21.75 (6)
Average Hours Per Week	40 (15)	38 (5)	45 (6)
Employed Full Time	15	5	6
Employed Part Time	1	2	3
Range of Hours Per Week	40 - 45	36 - 40	40 - 60

*** of those available for employment (number responding minus those not in the labor market)
 () = number of graduates responding

*Variations in state reporting impacts graduate counts.

**Formerly: 305302

Job listed in Wisconsin TechConnect	Full-time	Part-time
FVTC District (5 counties):	11	2
New North (FVTC 5 counties + 13 Northeast WI counties):	11	2
Wisconsin:	22	4

Actual positions held by 2015 graduates:

- Coder 1, UW Health, Madison, WI
- Coding & Auditing Specialist, ThedaCare, Inc., Menasha, WI
- Coding Support Specialist, Affinity Health System, Oshkosh, WI
- Health Care Representative, Mercy Medical Center, Oshkosh, WI
- Insurance/Billing, Beaudoin & Wade LLC, Appleton, WI
- Medical Coder II, Calumet Medical Center, Chilton, WI
- Medical Coder, Prevea Health, Green Bay, WI
- Medical Coding Specialist, Baycare Clinic, Green Bay, WI
- Medical Coding Specialist, Family Care of the Fox Cities, Appleton, WI
- Medical Coding Specialist, Hand to Shoulder Center of Wisconsin, Appleton, WI
- Medical Records Coders, W.I.S.H., Montello, WI
- Pre-Service Specialist, Aurora Health Care, Oshkosh, WI
- Reception/Billing, ThedaCare, Inc., Appleton, WI
- Registered Medical Assistant, Theda Care, Inc., Berlin, WI

Note: Salary and work hours are computed from records of respondents working 35 or more hours per week in a job related to their training.

**Medical Office Assistant
311602
Technical Diploma**

	<i>Class of 2015</i>	<i>Class of 2010</i>	<i>Class of 2010</i>
	<i>6 Months After Graduation</i>	<i>6 Months After Graduation</i>	<i>5 Years After Graduation</i>
Total Number of Graduates	25		
Number Responding	17		
Total Employed	13		
Percent Employed***	87%		
Related Employment	11		
Unrelated Employment	2		
Seeking Employment	2		
Not in Labor Market	2		
Employed in the District	11 of 13		<i>This program had no graduates in 2009-10</i>
Median Annual Salary	26,260		
Average Annual Salary	26,429 (8)		
Range of Annual Salary	20,800 - 31,200		
Average Hourly Rate	12.71 (8)		
Average Hours Per Week	40 (8)		
Employed Full Time	8		
Employed Part Time	3		
Range of Hours Per Week	35 - 45		
*** of those available for employment (number responding minus those not in the labor market)			
() = number of graduates responding			

Job listed in Wisconsin TechConnect	Full-time	Part-time
FVTC District (5 counties):	30	13
New North (FVTC 5 counties + 13 Northeast WI counties):	31	13
Wisconsin:	31	14

Actual positions held by 2015 graduates:

Administrative Assistant, Living Tree Estates, LLC, Greenville, WI
 Administrative Associate, Surgical Associates, Neenah, WI
 Medical Records Clerk, Affinity Visiting Nurses, Neenah, WI
 Orthodontic Financial Coordinator, Dental Associates, Appleton, WI
 Patient Coordinator, Artistic Smiles Dentistry, Appleton, WI
 Patient Registrar, Mercy Medical Center, Oshkosh, WI
 Patient Service Representative, Ministry Medical Group, Plover, WI
 Receptionist, Dermatology Associates, Green Bay, WI

Note: Salary and work hours are computed from records of respondents working 35 or more hours per week in a job related to their training.

**Meeting & Event Management
101096
Associate in Applied Science Degree**

	<i>Class of 2015</i>	<i>Class of 2010*</i>	<i>Class of 2010*</i>
	6 Months After Graduation	6 Months After Graduation	5 Years After Graduation
Total Number of Graduates	14	7	9
Number Responding	10	5	6
Total Employed	8	4	6
Percent Employed***	89%	100%	100%
Related Employment	6	3	5
Unrelated Employment	2	1	1
Seeking Employment	1	-	-
Not in Labor Market	1	1	-
Employed in the District	5 of 8	4 of 4	4 of 6
Median Annual Salary	31,500	-	-
Average Annual Salary	40,532 (5)	-	41,854 (3)
Range of Annual Salary	27,040 - 75,000	-	35,000 – 54,142
Average Hourly Rate	19.49 (5)	-	20.12 (3)
Average Hours Per Week	48 (5)	41 (3)	45 (3)
Employed Full Time	5	3	3
Employed Part Time	1	-	2
Range of Hours Per Week	40 - 70	38 - 45	40 - 50

*** of those available for employment (number responding minus those not in the labor market)
() = number of graduates responding

**Variations in state reporting impacts graduate counts.*

Job listed in Wisconsin TechConnect	Full-time	Part-time
FVTC District (5 counties):	12	18
New North (FVTC 5 counties + 13 Northeast WI counties):	17	22
Wisconsin:	63	56

Actual positions held by 2015 graduates:

Association Director, Badger Bay Management Company, Kimberly, WI
 Event Coordinator, Principal Marketing, Glen Ellyn, IL
 Events & Sales Assistant, Green Bay Botanical Garden, Green Bay, WI
 Training Coordinator/Admin Assistant, Riesterer & Schnell, Inc., Hortonville, WI
 Travel Agent, Fox World Travel, Oshkosh, WI

Note: Salary and work hours are computed from records of respondents working 35 or more hours per week in a job related to their training.

**Natural Resources Technician
100571
Associate in Applied Science Degree**

	<i>Class of 2015</i>	<i>Class of 2010*</i>	<i>Class of 2010*</i>
	6 Months After Graduation	6 Months After Graduation	5 Years After Graduation
Total Number of Graduates	23	18	20
Number Responding	17	15	17
Total Employed	15	13	15
Percent Employed***	94%	93%	94%
Related Employment	10	7	10
Unrelated Employment	5	6	5
Seeking Employment	1	1	1
Not in Labor Market	1	1	1
Employed in the District	7 of 15	3 of 13	3 of 15
Median Annual Salary	29,300	26,000	49,546
Average Annual Salary	29,308 (8)	28,215 (4)	44,430 (6)
Range of Annual Salary	19,614 - 37,440	24,856 - 36,004	26,000 - 58,000
Average Hourly Rate	14.09 (8)	13.56 (4)	21.36 (6)
Average Hours Per Week	41 (8)	40 (5)	45 (6)
Employed Full Time	8	5	6
Employed Part Time	2	2	4
Range of Hours Per Week	40 - 45	40 - 40	40 - 50
*** of those available for employment (number responding minus those not in the labor market)			
() = number of graduates responding			

**Variations in state reporting impacts graduate counts.*

Job listed in Wisconsin TechConnect	Full-time	Part-time
FVTC District (5 counties):	13	0
New North (FVTC 5 counties + 13 Northeast WI counties):	14	0
Wisconsin:	41	6

Actual positions held by 2015 graduates:

Educator, Trees for Tomorrow, Eagle River, WI
 Forestry Technician, Koerner Forest Products Ltd, Oshkosh, WI
 Groundsman, Asplundh Tree Expert Co, Schofield, WI
 Lead Operator, City of Washburn, Washburn, WI
 Surveyor, Davel Engineering, Menasha, WI
 Visitor Services Associate, WI Department of Natural Resources, Fish Creek, WI
 Visitor Use Assistant, Yellowstone National Park, Yellowstone National Park, WY
 Water Resource Management Specialist, WI Department of Natural Resources, Oshkosh, WI

Note: Salary and work hours are computed from records of respondents working 35 or more hours per week in a job related to their training.

Nursing - Associate Degree
105431
Associate in Applied Science Degree

	<i>Class of 2015</i>	<i>Class of 2010</i>	<i>Class of 2010</i>
	6 Months After Graduation	6 Months After Graduation	5 Years After Graduation
Total Number of Graduates	70	79	79
Number Responding	50	67	45
Total Employed	49	65	44
Percent Employed***	98%	98%	100%
Related Employment	43	60	44
Unrelated Employment	6	5	-
Seeking Employment	1	1	-
Not in Labor Market	-	1	1
Employed in the District	44 of 49	55 of 65	37 of 44
Median Annual Salary	52,000	46,644	55,359
Average Annual Salary	51,926 (21)	47,751 (24)	56,224 (24)
Range of Annual Salary	41,600 - 64,480	31,200 - 70,720	23,000 - 86,320
Average Hourly Rate	24.96 (21)	22.96 (24)	27.03 (24)
Average Hours Per Week	40 (22)	39 (30)	39 (28)
Employed Full Time	22	30	28
Employed Part Time	21	30	16
Range of Hours Per Week	36 - 70	36 - 41	36 - 50

*** of those available for employment (number responding minus those not in the labor market)
 () = number of graduates responding

Note: Graduates are required to pass a national licensing examination in order to work as a Registered Nurse.

Job listed in Wisconsin TechConnect	Full-time	Part-time
FVTC District (5 counties):	75	96
New North (FVTC 5 counties + 13 Northeast WI counties):	160	214
Wisconsin:	698	722

Actual positions held by 2015 graduates:

- Emergency Room Registered Nurse, Mercy Medical Center, Oshkosh, WI
- Float Pool Registered Nurse, St. Elizabeth Hospital, Appleton, WI
- Hemodialysis RN, Davita Dialysis, Chilton, WI
- Registered Nurse - Medical/Surgery, Calumet Medical Center, Chilton, WI
- Registered Nurse - Phone Triage, Forefront Dermatology, Manitowoc, WI
- Registered Nurse, Appleton Medical Center, Appleton, WI
- Registered Nurse, BioLife Plasma Services, Appleton, WI
- Registered Nurse, Crossroads Care Center of Weyauwega, Weyauwega, WI
- Registered Nurse, Long-Term & Rehab, Appleton, WI
- Registered Nurse, Oakridge Gardens Rehabilitation & Memory Center, Menasha, WI
- Registered Nurse, Pine Haven Christian Home, Sheboygan Falls, WI
- Registered Nurse, St. Elizabeth Hospital, Appleton, WI
- Registered Nurse, St. Mary's Care Center, Madison, WI
- Registered Nurse, ThedaCare Physicians, Waupaca, WI
- Registered Nurse, ThedaCare, Inc., Appleton, WI
- Registered Nurse, ThedaCare, Inc., Neenah, WI (2)
- Registered Nurse, Winnebago Mental Health Institute, Winnebago, WI

Note: Salary and work hours are computed from records of respondents working 35 or more hours per week in a job related to their training.

**Nursing Assistant
305431
Technical Diploma**

	<i>Class of 2015</i>	<i>Class of 2010*</i>	<i>Class of 2010*</i>
	6 Months After Graduation	6 Months After Graduation	5 Years After Graduation
Total Number of Graduates	652	771	775
Number Responding	424	521	197
Total Employed	152	255	137
Percent Employed***	95%	85%	99%
Related Employment	130	169	103
Unrelated Employment	22	86	34
Seeking Employment	8	45	2
Not in Labor Market	264	221	58
Employed in the District	123 of 152	206 of 255	104 of 137
Median Annual Salary	23,400	23,088	36,171
Average Annual Salary	24,092 (57)	23,375 (45)	39,298 (54)
Range of Annual Salary	19,053 - 32,240	16,432 - 31,616	19,000 - 65,520
Average Hourly Rate	11.58 (57)	11.24 (45)	18.89 (54)
Average Hours Per Week	40 (68)	41 (57)	40 (58)
Employed Full Time	68	57	58
Employed Part Time	62	112	45
Range of Hours Per Week	35 - 60	35 - 80	35 - 60

*** of those available for employment (number responding minus those not in the labor market)

() = number of graduates responding

*Variations in state reporting impacts graduate counts.

Note: This 6 to 12 week program is offered by FVTC at various locations throughout the district including high schools and area health care agencies. Graduates often continue their education in health related programs.

Job listed in Wisconsin TechConnect	Full-time	Part-time
FVTC District (5 counties):	409	961
New North (FVTC 5 counties + 13 Northeast WI counties):	846	1905
Wisconsin:	2,665	5,514

Actual positions held by 2015 graduates:

Caregiver, BrightStar Care, Appleton, WI
 Caregiver, Island Shores, Neenah, WI
 Caregiver, Lakeview Manor, Weyauwega, WI
 Caregiver, Living Tree Estates, LLC, Greenville, WI
 Caregiver, TLC Homes, Oshkosh, WI
 Direct Support Prof., Heartwood Homes, Appleton, WI
 Home Care, IRIS, Milwaukee, WI
 House Hold Assistant, Brewster Village, Appleton, WI
 Medical Assistant, ThedaCare, Inc., Appleton, WI (2)
 Medical Technician, Matthews Senior Living, Neenah, WI
 Patient Care Coordinator, Fox Valley Reproductive
 Medicine, Appleton, WI
 Personal Care Worker, Kaylee Lane Adult Family Home,
 Appleton, WI
 Phlebotomist, Community Blood Center Inc., Appleton, WI
 Psychiatric Care, Winnebago Mental Health Institute,
 Winnebago, WI
 Resident Assistant, Michalene's, Ripon, WI

Certified Nursing Assistant at:
 Abington of Glenview, Glenview, IL
 Agape of Appleton, Inc., Appleton, WI
 Brewster Village, Appleton, WI (3)
 Clarity Care, Oshkosh, WI
 Eastbrooke Manor Assisted Living, Oshkosh, WI
 Eden Meadows, Oshkosh, WI
 Evergreen Retirement Community, Oshkosh, WI (2)
 Fox River Nursing & Rehab Center, Appleton, WI
 Heartland House, Wautoma, WI
 Matthews Senior Living, Neenah, WI
 Oak Park Place, Madison, WI
 Oakridge Gardens, Menasha, WI (5)
 Pathfinder Place, Fremont, NE
 Sheboygan Progressive Care Center, Sheboygan, WI
 St. Joseph Residence, New London, WI
 St. Paul Elder Services, Kaukauna, WI (2)
 The Bridges of Appleton, Appleton, WI (2)
 The Heritage, Appleton, WI
 The Waterford at Oshkosh, Oshkosh, WI
 ThedaCare Inc., Appleton/Neenah, WI (15)
 Valley VNA Senior Services, Neenah, WI
 Wisconsin Veterans Home, King, WI

Note: Salary and work hours are computed from records of respondents working 35 or more hours per week in a job related to their training.

Fox Valley Technical College: 2016 Graduate Employment Research Report of 2014-15 Graduates

Nursing, Practical**
315431
Technical Diploma

	<i>Class of 2015</i>	<i>Class of 2010</i>	<i>Class of 2010</i>
	6 Months After Graduation	6 Months After Graduation	5 Years After Graduation
Total Number of Graduates	46	47	47
Number Responding	34	38	30
Total Employed	32	27	28
Percent Employed***	97%	84%	100%
Related Employment	29	22	22
Unrelated Employment	3	5	6
Seeking Employment	1	5	-
Not in Labor Market	1	6	2
Employed in the District	25 of 32	19 of 27	17 of 28
Median Annual Salary	36,878	30,358	39,520
Average Annual Salary	35,570 (19)	33,586 (10)	44,124 (11)
Range of Annual Salary	20,800 - 41,600	27,643 - 49,233	27,976 - 72,800
Average Hourly Rate	17.10 (19)	16.15 (10)	21.21 (11)
Average Hours Per Week	40 (19)	39 (10)	39 (11)
Employed Full Time	19	10	11
Employed Part Time	10	12	11
Range of Hours Per Week	36 - 50	35 - 40	36 - 40

*** of those available for employment (number responding minus those not in the labor market)
 () = number of graduates responding

Note: Graduates are required to pass a national licensing examination in order to work as a Licensed Practical Nurse.

**Official Title: Practical Nursing

Job listed in Wisconsin TechConnect	Full-time	Part-time
FVTC District (5 counties):	22	31
New North (FVTC 5 counties + 13 Northeast WI counties):	45	77
Wisconsin:	181	310

Actual positions held by 2015 graduates:

Licensed Practical Nurse, Affinity Health System, Menasha, WI
 Licensed Practical Nurse, Affinity Medical Group, Oshkosh, WI
 Licensed Practical Nurse, Aurora Health Care, Fond du Lac, WI
 Licensed Practical Nurse, Aurora Health Care, Oshkosh, WI
 Licensed Practical Nurse, NeuroScience Group, Neenah, WI
 Licensed Practical Nurse, Oakridge Gardens Rehabilitation & Memory Center, Menasha, WI
 Licensed Practical Nurse, Oshkosh Correctional Institution, Oshkosh, WI
 Licensed Practical Nurse, Premier Care of Wisconsin, Fond du Lac, WI
 Licensed Practical Nurse, Prevea Health, Green Bay, WI
 Licensed Practical Nurse, ResCare HomeCare, Menasha, WI
 Licensed Practical Nurse, ThedaCare Inc., Appleton, WI (3)
 Licensed Practical Nurse, Wisconsin Veterans Home, King, WI (3)
 Practice Associate, ThedaCare Physicians, Waupaca, WI

Note: Salary and work hours are computed from records of respondents working 35 or more hours per week in a job related to their training.

Occupational Therapy Assistant

105141

Associate in Applied Science Degree

	<i>Class of 2015</i>	<i>Class of 2010</i>	<i>Class of 2010</i>
	6 Months After Graduation	6 Months After Graduation	5 Years After Graduation
Total Number of Graduates	36	25	25
Number Responding	25	22	16
Total Employed	21	16	14
Percent Employed***	91%	76%	100%
Related Employment	18	9	9
Unrelated Employment	3	7	5
Seeking Employment	2	5	-
Not in Labor Market	2	1	2
Employed in the District	9 of 21	8 of 16	5 of 14
Median Annual Salary	34,840	41,600	47,840
Average Annual Salary	37,600 (10)	37,078 (5)	46,545 (4)
Range of Annual Salary	22,880 - 56,160	20,800 - 44,990	40,581 - 49,920
Average Hourly Rate	18.08 (10)	17.83 (5)	22.38 (4)
Average Hours Per Week	40 (10)	39 (8)	36 (4)
Employed Full Time	10	8	4
Employed Part Time	8	1	5
Range of Hours Per Week	37 - 45	35 - 45	35 - 38

*** of those available for employment (number responding minus those not in the labor market)
() = number of graduates responding

Job listed in Wisconsin TechConnect	Full-time	Part-time
FVTC District (5 counties):	6	14
New North (FVTC 5 counties + 13 Northeast WI counties):	8	15
Wisconsin:	25	43

Actual positions held by 2015 graduates:

Adult Instructor, Cerebral Palsy Center, Green Bay, WI
 Certified Occupational Therapy Assistant, Aegis Therapies, Freeport, IL
 Certified Occupational Therapy Assistant, Capitol Autism Services, Sacramento, CA
 Certified Occupational Therapy Assistant, Centrex Rehab, Bloomington, MN
 Certified Occupational Therapy Assistant, UP Rehab Services, Escanaba, MI
 Health Services Supervisor, Lakeside Packaging Plus, Inc., Neenah, WI
 Independent Living Coordinator, Options for Independent Living, Green Bay, WI
 Manager, Community Outreach Center, Appleton, WI
 Occupational Therapy Assistant, Genesis Health Care, Hancock, MI
 Pharmacy Technician, Morton LTC, Neenah, WI

Note: Salary and work hours are computed from records of respondents working 35 or more hours per week in a job related to their training.

**Office Assistant
311061
Technical Diploma**

	<i>Class of 2015</i>	<i>Class of 2010*</i>	<i>Class of 2010*</i>
	6 Months After Graduation	6 Months After Graduation	5 Years After Graduation
Total Number of Graduates	10	28	29
Number Responding	10	28	20
Total Employed	7	18	17
Percent Employed***	100%	75%	100%
Related Employment	7	11	9
Unrelated Employment	-	7	8
Seeking Employment	-	6	-
Not in Labor Market	3	4	3
Employed in the District	7 of 7	15 of 18	14 of 17
Median Annual Salary	29,411	21,840	29,120
Average Annual Salary	30,046 (4)	24,338 (9)	30,023 (5)
Range of Annual Salary	26,000 - 35,360	20,800 - 37,357	27,040 - 35,464
Average Hourly Rate	14.44 (4)	11.70 (9)	14.43 (5)
Average Hours Per Week	40 (4)	40 (9)	41 (7)
Employed Full Time	4	9	7
Employed Part Time	3	2	2
Range of Hours Per Week	40 - 40	40 - 40	40 - 50
*** of those available for employment (number responding minus those not in the labor market)			
() = number of graduates responding			

**Variations in state reporting impacts graduate counts.*

Job listed in Wisconsin TechConnect	Full-time	Part-time
FVTC District (5 counties):	398	203
New North (FVTC 5 counties + 13 Northeast WI counties):	589	294
Wisconsin:	644	348

Actual positions held by 2015 graduates:

Administrative Assistant, Fox Valley Family Eye Care, Little Chute, WI
 Administrative Assistant, Fox Valley Technical College, Appleton, WI
 Office Assistant, Hilker Trucking, Inc., New London, WI
 Office Operations Associate, University of WI Oshkosh, Oshkosh, WI

Note: Salary and work hours are computed from records of respondents working 35 or more hours per week in a job related to their training.

**Outdoor Power Equipment Technician
314613
Technical Diploma**

	<i>Class of 2015</i>	<i>Class of 2010</i>	<i>Class of 2010</i>
	6 Months After Graduation	6 Months After Graduation	5 Years After Graduation
Total Number of Graduates	11	17	17
Number Responding	8	17	10
Total Employed	4	7	8
Percent Employed***	80%	64%	100%
Related Employment	3	4	7
Unrelated Employment	1	3	1
Seeking Employment	1	4	-
Not in Labor Market	3	6	2
Employed in the District	3 of 4	3 of 7	6 of 8
Median Annual Salary	-	-	35,360
Average Annual Salary	33,509 (3)	24,267 (3)	35,880 (4)
Range of Annual Salary	21,944 - 47,382	20,800 - 27,040	20,800 - 52,000
Average Hourly Rate	16.11 (3)	11.67 (3)	17.25 (4)
Average Hours Per Week	42 (3)	42 (4)	46 (7)
Employed Full Time	3	4	7
Employed Part Time	-	-	-
Range of Hours Per Week	40 - 45	40 - 45	35 - 65

*** of those available for employment (number responding minus those not in the labor market)
() = number of graduates responding

Job listed in Wisconsin TechConnect	Full-time	Part-time
FVTC District (5 counties):	14	1
New North (FVTC 5 counties + 13 Northeast WI counties):	16	4
Wisconsin:	33	7

Actual positions held by 2015 graduates:

Operator, Village of Germantown, Germantown, WI
Team Leader, Ariens Company, Brillion, WI

Note: Salary and work hours are computed from records of respondents working 35 or more hours per week in a job related to their training.

**Paralegal
101101
Associate in Applied Science Degree**

	<i>Class of 2015</i>	<i>Class of 2010</i>	<i>Class of 2010</i>
	6 Months After Graduation	<i>6 Months After Graduation</i>	<i>5 Years After Graduation</i>
Total Number of Graduates	11		
Number Responding	11		
Total Employed	10		
Percent Employed***	100%		
Related Employment	10		
Unrelated Employment	-		
Seeking Employment	-		
Not in Labor Market	1		
Employed in the District	8 of 10	<i>This program had insufficient graduate data in 2009-10</i>	
Median Annual Salary	-		
Average Annual Salary	35,787 (3)		
Range of Annual Salary	26,000 - 46,000		
Average Hourly Rate	17.21 (3)		
Average Hours Per Week	48 (4)		
Employed Full Time	4		
Employed Part Time	6		
Range of Hours Per Week	40 - 60		
*** of those available for employment (number responding minus () = number of graduates responding			

Note: Formerly shared with Northeast Wisconsin Technical College (NWTC)

Job listed in Wisconsin TechConnect	Full-time	Part-time
FVTC District (5 counties):	19	16
New North (FVTC 5 counties + 13 Northeast WI counties):	37	29
Wisconsin:	124	58

Actual positions held by 2015 graduates:

Paralegal, Debra R. Mancoske Attorney at Law, Green Bay, WI
 Paralegal, Di Renzo & Bomier, LLC, Neenah, WI
 Paralegal, Hoff Law Offices, LLC, Appleton, WI
 Paralegal, Remley & Sensenbrenner, S.C., Neenah, WI

Note: Salary and work hours are computed from records of respondents working 35 or more hours per week in a job related to their training.

**Paramedic Technician
105311
Associate in Applied Science Degree**

	<i>Class of 2015</i>	<i>Class of 2010</i>	<i>Class of 2010</i>
	6 Months After Graduation	6 Months After Graduation	5 Years After Graduation
Total Number of Graduates	4	1	1
Number Responding	4	1	1
Total Employed	2	1	1
Percent Employed***	100%	100%	100%
Related Employment	2	-	-
Unrelated Employment	-	1	1
Seeking Employment	-	-	-
Not in Labor Market	2	-	-
Employed in the District	1 of 2	1 of 1	1 of 1
Median Annual Salary	-	-	-
Average Annual Salary	-	-	-
Range of Annual Salary	-	-	-
Average Hourly Rate	-	-	-
Average Hours Per Week	-	-	-
Employed Full Time	2	-	-
Employed Part Time	-	-	-
Range of Hours Per Week	40 - 40	-	-

*** of those available for employment (number responding minus those not in the labor market)
() = number of graduates responding

Job listed in Wisconsin TechConnect	Full-time	Part-time
FVTC District (5 counties):	2	0
New North (FVTC 5 counties + 13 Northeast WI counties):	3	0
Wisconsin:	14	12

Actual positions held by 2015 graduates:

ER Technician, Aurora Health Care, Milwaukee, WI
Paramedic, Gold Cross Ambulance Services, Menasha, WI

Note: Salary and work hours are computed from records of respondents working 35 or more hours per week in a job related to their training.

**Precision Agriculture Technician
310067
Technical Diploma**

	<i>Class of 2015</i>	<i>Class of 2010</i>	<i>Class of 2010</i>
	6 Months After Graduation	<i>6 Months After Graduation</i>	<i>5 Years After Graduation</i>
Total Number of Graduates	3		
Number Responding	2		
Total Employed	2		
Percent Employed***	100%		
Related Employment	2		
Unrelated Employment	-		
Seeking Employment	-		
Not in Labor Market	-		
Employed in the District	1 of 2	<i>This program had no graduates in 2009-10</i>	
Median Annual Salary	-		
Average Annual Salary	-		
Range of Annual Salary	-		
Average Hourly Rate	-		
Average Hours Per Week	-		
Employed Full Time	2		
Employed Part Time	-		
Range of Hours Per Week	40 - 40		

*** of those available for employment (number responding minus those not in the labor market)
() = number of graduates responding

Job listed in Wisconsin TechConnect	Full-time	Part-time
FVTC District (5 counties):	1	0
New North (FVTC 5 counties + 13 Northeast WI counties):	1	0
Wisconsin:	3	0

Actual positions held by 2015 graduates:
Precision Agriculture Specialist, Ag Systems, Inc., DeForest, WI
Precision Agriculture Specialist, Country Visions Cooperative, Chilton, WI

Note: Salary and work hours are computed from records of respondents working 35 or more hours per week in a job related to their training.

Printing
312041
Technical Diploma

	<i>Class of 2015</i>	<i>Class of 2010</i>	<i>Class of 2010</i>
	6 Months After Graduation	6 Months After Graduation	5 Years After Graduation
Total Number of Graduates	12	2	2
Number Responding	6	2	-
Total Employed	5	1	-
Percent Employed***	100%	50%	-
Related Employment	5	1	-
Unrelated Employment	-	-	-
Seeking Employment	-	1	-
Not in Labor Market	1	-	-
Employed in the District	5 of 5	-	-
Median Annual Salary	21,840	-	-
Average Annual Salary	22,100 (4)	-	-
Range of Annual Salary	19,760 - 24,960	-	-
Average Hourly Rate	10.62 (4)	-	-
Average Hours Per Week	40 (4)	-	-
Employed Full Time	4	1	-
Employed Part Time	1	-	-
Range of Hours Per Week	40 - 40	40	-

*** of those available for employment (number responding minus those not in the labor market)
 () = number of graduates responding

Job listed in Wisconsin TechConnect	Full-time	Part-time
FVTC District (5 counties):	0	0
New North (FVTC 5 counties + 13 Northeast WI counties):	85	4
Wisconsin:	327	37

Actual positions held by 2015 graduates:

- General Laborer, Pacon Corp., Appleton, WI
- Graphic Artist, Hoffman Printing Inc., Appleton, WI
- Laborer, Crown Trophy, Oshkosh, WI
- Press Operator, Pro Label, Inc., Appleton, WI

Note: Salary and work hours are computed from records of respondents working 35 or more hours per week in a job related to their training.

Printing and Publishing
102041
Associate in Applied Science Degree

	<i>Class of 2015</i>	<i>Class of 2010</i>	<i>Class of 2010</i>
	6 Months After Graduation	6 Months After Graduation	5 Years After Graduation
Total Number of Graduates	6	12	12
Number Responding	4	11	7
Total Employed	4	9	7
Percent Employed***	100%	90%	100%
Related Employment	4	7	6
Unrelated Employment	-	2	1
Seeking Employment	-	1	-
Not in Labor Market	-	1	-
Employed in the District	3 of 4	8 of 9	6 of 7
Median Annual Salary	-	28,080	32,926
Average Annual Salary	43,530 (3)	27,664 (5)	32,103 (4)
Range of Annual Salary	33,072 - 57,000	16,640 - 35,360	27,560 - 35,000
Average Hourly Rate	20.93 (3)	13.3 (5)	15.43 (4)
Average Hours Per Week	40 (3)	40 (5)	40 (4)
Employed Full Time	3	5	4
Employed Part Time	1	2	2
Range of Hours Per Week	40 - 40	40 - 40	40 - 40

*** of those available for employment (number responding minus those not in the labor market)
 () = number of graduates responding

Job listed in Wisconsin TechConnect	Full-time	Part-time
FVTC District (5 counties):	69	18
New North (FVTC 5 counties + 13 Northeast WI counties):	71	18
Wisconsin:	171	21

Actual positions held by 2015 graduates:

Die Cutter Operator, Independent Printing, Little Chute, WI
 Feeder Press Operator, Green Bay Packaging, Inc., De Pere, WI
 Press Operator, ThedaCare, Inc., Menasha, WI

Note: Salary and work hours are computed from records of respondents working 35 or more hours per week in a job related to their training.

Professional Communications**

106991

Associate in Applied Science Degree

	<i>Class of 2015</i>	<i>Class of 2010</i>	<i>Class of 2010</i>
	6 Months After Graduation	6 Months After Graduation	5 Years After Graduation
Total Number of Graduates	5	1	1
Number Responding	4	1	1
Total Employed	4	-	1
Percent Employed***	100%	-	100%
Related Employment	4	-	-
Unrelated Employment	-	-	1
Seeking Employment	-	1	-
Not in Labor Market	-	-	-
Employed in the District	4 of 4	-	1 of 1
Median Annual Salary	48,998	-	-
Average Annual Salary	49,499 (4)	-	-
Range of Annual Salary	40,000 - 60,000	-	-
Average Hourly Rate	23.80 (4)	-	-
Average Hours Per Week	48 (4)	-	-
Employed Full Time	4	-	-
Employed Part Time	-	-	-
Range of Hours Per Week	40 - 55	-	-

*** of those available for employment (number responding minus those not in the labor market)
() = number of graduates responding

**Formerly: Technical Communications

Job listed in Wisconsin TechConnect	Full-time	Part-time
FVTC District (5 counties):	26	3
New North (FVTC 5 counties + 13 Northeast WI counties):	38	7
Wisconsin:	59	13

Actual positions held by 2015 graduates:

Accreditation Supervisor, Network Health Plan, Menasha, WI
 Business Analyst, Jewelers Mutual Insurance Company, Neenah, WI
 Digital Content Learning Editor, Fox Valley Technical College, Appleton, WI
 Tech Support Supervisor, Pitney Bowes, Neenah, WI

Note: Salary and work hours are computed from records of respondents working 35 or more hours per week in a job related to their training.

Safety Engineering Technology

104493

Associate in Applied Science Degree

	<i>Class of 2015</i>	<i>Class of 2010</i>	<i>Class of 2010</i>
	6 Months After Graduation	<i>6 Months After Graduation</i>	<i>5 Years After Graduation</i>
Total Number of Graduates	11		
Number Responding	8		
Total Employed	7		
Percent Employed***	100%		
Related Employment	2		
Unrelated Employment	5		
Seeking Employment	-		
Not in Labor Market	1		
Employed in the District	6 of 7	<i>This program had no graduates in 2009-10</i>	
Median Annual Salary	-		
Average Annual Salary	-		
Range of Annual Salary	-		
Average Hourly Rate	-		
Average Hours Per Week	-		
Employed Full Time	2		
Employed Part Time	-		
Range of Hours Per Week	40 - 50		
*** of those available for employment (number responding minus those not in the labor market)			
() = number of graduates responding			

	Full-time	Part-time
Job listed in Wisconsin TechConnect		
FVTC District (5 counties):	9	1
New North (FVTC 5 counties + 13 Northeast WI counties):	15	3
Wisconsin:	37	5
Actual positions held by 2015 graduates:		
Safety Intern, Basler Turbo Conversions, Oshkosh, WI		
Senior Safety and Health Analyst, NextEra Energy Point Beach Nuclear Plant, Two Rivers, WI		

Note: Salary and work hours are computed from records of respondents working 35 or more hours per week in a job related to their training.

Security and Asset Protection**

105043

Associate in Applied Science Degree

	<i>Class of 2015</i>	<i>Class of 2010</i>	<i>Class of 2010</i>
	6 Months After Graduation	<i>6 Months After Graduation</i>	<i>5 Years After Graduation</i>
Total Number of Graduates	3		
Number Responding	3		
Total Employed	3		
Percent Employed***	100%		
Related Employment	-		
Unrelated Employment	3		
Seeking Employment	-		
Not in Labor Market	-		
Employed in the District	2 of 3	<i>This program had no graduates in 2009-10</i>	
Median Annual Salary	-		
Average Annual Salary	-		
Range of Annual Salary	-		
Average Hourly Rate	-		
Average Hours Per Week	-		
Employed Full Time	-		
Employed Part Time	-		
Range of Hours Per Week	-		

*** of those available for employment (number responding minus those not in the labor market)
() = number of graduates responding

**Formerly: Homeland Security and Asset Protection Management

Job listed in Wisconsin TechConnect	Full-time	Part-time
FVTC District (5 counties):	18	43
New North (FVTC 5 counties + 13 Northeast WI counties):	26	47
Wisconsin:	33	52

Note: Salary and work hours are computed from records of respondents working 35 or more hours per week in a job related to their training.

Supply Chain Management
101821
Associate in Applied Science Degree

	<i>Class of 2015</i>	<i>Class of 2010</i>	<i>Class of 2010</i>
	6 Months After Graduation	<i>6 Months After Graduation</i>	<i>5 Years After Graduation</i>
Total Number of Graduates	13		
Number Responding	11		
Total Employed	10		
Percent Employed***	100%		
Related Employment	8		
Unrelated Employment	2		
Seeking Employment	-		
Not in Labor Market	1		
Employed in the District	9 of 10		<i>This program had no graduates in 2009-10</i>
Median Annual Salary	-		
Average Annual Salary	39,090 (3)		
Range of Annual Salary	38,000 - 40,040		
Average Hourly Rate	18.79 (3)		
Average Hours Per Week	41 (4)		
Employed Full Time	4		
Employed Part Time	4		
Range of Hours Per Week	40 - 44		
*** of those available for employment (number responding minus those not in the labor market)			
() = number of graduates responding			

Job listed in Wisconsin TechConnect	Full-time	Part-time
FVTC District (5 counties):	113	25
New North (FVTC 5 counties + 13 Northeast WI counties):	333	103
Wisconsin:	538	238
Actual positions held by 2015 graduates:		
Inventory Control Analyst, Intertape Polymer Group, Menasha, WI		
Inventory Management/Customer Service, Menasha Corp., Neenah, WI		
Materials Planner, Bemis Graphics, New London, WI		

Note: Salary and work hours are computed from records of respondents working 35 or more hours per week in a job related to their training.

**Technical Studies-Journeyworker
104995
Associate in Applied Science Degree**

	<i>Class of 2015</i>	<i>Class of 2010</i>	<i>Class of 2010</i>
	6 Months After Graduation	6 Months After Graduation	5 Years After Graduation
Total Number of Graduates	8	7	7
Number Responding	6	4	5
Total Employed	6	4	5
Percent Employed***	100%	100%	100%
Related Employment	6	4	3
Unrelated Employment	-	-	2
Seeking Employment	-	-	-
Not in Labor Market	-	-	-
Employed in the District	6 of 6	3 of 4	3 of 5
Median Annual Salary	56,640	56,492	-
Average Annual Salary	56,292 (6)	61,456 (4)	-
Range of Annual Salary	48,880 - 61,922	47,840 - 85,000	-
Average Hourly Rate	27.06 (6)	29.55 (4)	-
Average Hours Per Week	42 (6)	46 (4)	-
Employed Full Time	6	4	2
Employed Part Time	-	-	1
Range of Hours Per Week	40 - 45	40 - 50	40 - 40

*** of those available for employment (number responding minus those not in the labor market)
() = number of graduates responding

Actual positions held by 2015 graduates:

Assembler, Oshkosh Corporation, Oshkosh, WI
Electrician, Kimberly Clark, Neenah, WI
Journeyman, Sargento Foods, Hilbert, WI
Maintenance, Pacur, Oshkosh, WI
Product Manager, Werner Electric Supply, Neenah, WI
Utilities Planner, McCain Foods, Appleton, WI

Note: Salary and work hours are computed from records of respondents working 35 or more hours per week in a job related to their training.

**Truck Driving
304581
Technical Diploma**

	<i>Class of 2015</i>	<i>Class of 2010*</i>	<i>Class of 2010*</i>
	6 Months After Graduation	6 Months After Graduation	5 Years After Graduation
Total Number of Graduates	175	141	142
Number Responding	108	110	81
Total Employed	97	85	70
Percent Employed***	92%	82%	97%
Related Employment	88	65	54
Unrelated Employment	9	20	16
Seeking Employment	9	19	2
Not in Labor Market	2	6	9
Employed in the District	44 of 97	29 of 85	26 of 70
Median Annual Salary	40,082	30,000	41,600
Average Annual Salary	42,833 (59)	33,211 (35)	44,487 (38)
Range of Annual Salary	24,000 - 104,000	15,600 - 55,000	24,960 - 80,000
Average Hourly Rate	20.59 (59)	15.97 (35)	21.39 (38)
Average Hours Per Week	53 (78)	51 (56)	48 (47)
Employed Full Time	78	56	47
Employed Part Time	10	9	7
Range of Hours Per Week	40 - 80	35 - 80	40 - 70

*** of those available for employment (number responding minus those not in the labor market)
() = number of graduates responding

**Variations in state reporting impacts graduate counts.*

Note: Drivers crossing state lines (interstate) must be 21 years of age or older. Drivers operating within the state (intrastate) can be younger than 21.

Job listed in Wisconsin TechConnect	Full-time	Part-time
FVTC District (5 counties):	272	61
New North (FVTC 5 counties + 13 Northeast WI counties):	424	88
Wisconsin:	1,139	241

Actual positions held by 2015 graduates:

Bus Driver, Lamers Bus Lines, Inc., Green Bay, WI	Truck Driver, Fox Valley Wood Products, Kaukauna, WI
Concrete Driver, Red D Mix Concrete, Green Bay, WI	Truck Driver, H. O. Wolding, Inc., Amherst, WI (3)
Concrete Truck Driver, MCC, Inc., Appleton, WI	Truck Driver, Hilker Trucking, Inc., New London, WI
Dairyland Fleet Prof. Driver, Roehl Transport, Neenah, WI	Truck Driver, Hogan, Inc., St. Louis, MO
Dock Worker, Estes Express, Sheboygan, WI	Truck Driver, Homan Trucking LLC, Bonduel, WI
Driver / Operator, Karl's Excavating, Inc., Manitowoc, WI	Truck Driver, JBS Carriers, Inc., Green Bay, WI
Driver, Ottery Transportation, Campbellsport, WI	Truck Driver, Keith R Olmsted & Sons, Bear Creek, WI
Driver, Straight Shot Express, Neenah, WI	Truck Driver, Kruepke Trucking, Inc., Jackson, WI
Equipment Operator, ProPetro Services, Inc., Midland, TX	Truck Driver, Lakeside Foods, Inc., Manitowoc, WI
Flatbed Truck Driver, JBT Service, Oshkosh, WI	Truck Driver, Lamers Dairy, Inc., Appleton, WI
Sanitation Worker, City of Neenah, Neenah, WI	Truck Driver, Legacy Express, LLC, Fond du Lac, WI
Truck Driver, Action Express, Inc., Milwaukee, WI	Truck Driver, Maple View Trucking, Bear Creek, WI
Truck Driver, Advanced Disposal, Omro, WI	Truck Driver, MCC, Inc., De Pere, WI
Truck Driver, Badger Federal Services, Inc., Oshkosh, WI	Truck Driver, Michels Corporation, Brownsville, WI
Truck Driver, Bakers Supply Co., Inc., Greenville, WI (2)	Truck Driver, N & M Transfer Co. Inc., Neenah, WI
Truck Driver, Best Craft Furniture, Inc., Kaukauna, WI	Truck Driver, Oshkosh Corporation, Oshkosh, WI
Truck Driver, Carew Concrete & Supply Co, Appleton, WI	Truck Driver, Paper Transport, Inc., Ashwaubenon, WI (2)
Truck Driver, Contract Transport Services, Green Bay, WI	Truck Driver, Pepsi Beverages Co., Oshkosh, WI
Truck Driver, Cousineau Auto Inc., Appleton, WI	Truck Driver, Roehl Transport, Neenah, WI (2)
Truck Driver, Crete Carrier Corp., Lincoln, NE	Truck Driver, Schmidt's Pumping, LLC, Fox Lake, WI
Truck Driver, Dedicated Logistics, St. Paul, MN	Truck Driver, Schneider National, Green Bay, WI (2)
Truck Driver, Dennis Joski Trucking, New Franken, WI	Truck Driver, Sysco, Baraboo, WI
Truck Driver, Double J Transport LLC, Jackson, WI	Truck Driver, V & S Midwest Carriers, Kaukauna, WI (3)
Truck Driver, Ecklund Logistics, Inc., Neenah, WI	Truck Driver, Warehouse Specialists, Inc., Neenah, WI

Note: Salary and work hours are computed from records of respondents working 35 or more hours per week in a job related to their training.

**Vehicle Refinishing & Repair Technology
104053**

Associate in Applied Science Degree

	<i>Class of 2015</i>	<i>Class of 2010</i>	<i>Class of 2010</i>
	<i>6 Months After Graduation</i>	<i>6 Months After Graduation</i>	<i>5 Years After Graduation</i>
Total Number of Graduates	1	5	5
Number Responding	1	4	2
Total Employed	1	2	2
Percent Employed***	100%	100%	100%
Related Employment	1	2	1
Unrelated Employment	-	-	1
Seeking Employment	-	-	-
Not in Labor Market	-	2	-
Employed in the District	1 of 1	2 of 2	-
Median Annual Salary	-	-	-
Average Annual Salary	-	-	-
Range of Annual Salary	-	-	-
Average Hourly Rate	-	-	-
Average Hours Per Week	-	-	-
Employed Full Time	1	2	-
Employed Part Time	-	-	1
Range of Hours Per Week	-	40 - 40	-

*** of those available for employment (number responding minus those not in the labor market)
() = number of graduates responding

Job listed in Wisconsin TechConnect	Full-time	Part-time
FVTC District (5 counties):	32	5
New North (FVTC 5 counties + 13 Northeast WI counties):	32	5
Wisconsin:	34	5

Actual positions held by 2015 graduates:
Auto Body Refinish Technician, Wesner Auto Body, Oshkosh, WI

Note: Salary and work hours are computed from records of respondents working 35 or more hours per week in a job related to their training.

Welding Technology, Industrial**

106211

Associate in Applied Science Degree

	<i>Class of 2015</i>	<i>Class of 2010</i>	<i>Class of 2010</i>
	6 Months After Graduation	6 Months After Graduation	5 Years After Graduation
Total Number of Graduates	17	12	12
Number Responding	10	10	8
Total Employed	9	5	8
Percent Employed***	100%	83%	100%
Related Employment	8	3	5
Unrelated Employment	1	2	3
Seeking Employment	-	1	-
Not in Labor Market	1	4	-
Employed in the District	6 of 9	3 of 5	3 of 8
Median Annual Salary	41,631	-	70,300
Average Annual Salary	39,517 (6)	41,840 (3)	68,654 (4)
Range of Annual Salary	24,960 - 48,880	30,160 - 60,000	50,814 - 83,200
Average Hourly Rate	19.00 (6)	20.12 (3)	33.01 (4)
Average Hours Per Week	40 (7)	40 (3)	47 (5)
Employed Full Time	7	3	5
Employed Part Time	1	-	-
Range of Hours Per Week	40 - 40	40 - 40	40 - 50

*** of those available for employment (number responding minus those not in the labor market)
() = number of graduates responding

**Formerly: Welding Technician, Industrial

**Official Title: Industrial Welding Technology

Job listed in Wisconsin TechConnect	Full-time	Part-time
FVTC District (5 counties):	131	6
New North (FVTC 5 counties + 13 Northeast WI counties):	146	6
Wisconsin:	170	8

Actual positions held by 2015 graduates:

Assembler/Fabricator, Fritsch Equipment Corporation, De Pere, WI
 Resident Faculty - Welding, Mohave Community College, Kingman, AZ
 TIG Welder, Custom Marine, Neenah, WI
 Welder / Fabricator, J R's Welding & Fabricating, Pulaski, WI
 Welder, Ariens Company, Brillion, WI
 Welder, Freshour Precision, New London, WI
 Welder, Pierce Manufacturing, Appleton, WI

Note: Salary and work hours are computed from records of respondents working 35 or more hours per week in a job related to their training.

Welding, Production**
304421
Technical Diploma

	<i>Class of 2015</i>	<i>Class of 2010</i>	<i>Class of 2010</i>
	6 Months After Graduation	6 Months After Graduation	5 Years After Graduation
Total Number of Graduates	33	34	34
Number Responding	21	26	21
Total Employed	15	20	18
Percent Employed***	88%	80%	100%
Related Employment	13	15	15
Unrelated Employment	2	5	3
Seeking Employment	2	5	-
Not in Labor Market	4	1	3
Employed in the District	9 of 15	14 of 20	12 of 18
Median Annual Salary	33,280	30,680	41,600
Average Annual Salary	34,029 (7)	31,505 (14)	43,659 (10)
Range of Annual Salary	29,120 - 41,600	22,880 - 49,961	33,280 - 69,000
Average Hourly Rate	16.36 (7)	15.15 (14)	20.99 (10)
Average Hours Per Week	44 (10)	41 (15)	41 (15)
Employed Full Time	10	15	15
Employed Part Time	3	-	-
Range of Hours Per Week	40 - 52	40 - 50	40 - 50

*** of those available for employment (number responding minus those not in the labor market)
 () = number of graduates responding

**Official Title: Production Welding

Job listed in Wisconsin TechConnect	Full-time	Part-time
FVTC District (5 counties):	90	2
New North (FVTC 5 counties + 13 Northeast WI counties):	92	2
Wisconsin:	94	2

Actual positions held by 2015 graduates:

Laborer, Zenith Tech Inc, Waukesha, WI
 Maintenance Technician, Gusmer Enterprises, Inc., Waupaca, WI
 Pipe Fabricator, AZCO, Inc., Menasha, WI
 Welder, Ariens Company, Brillion, WI
 Welder, Arrowhead Systems, Inc., Oshkosh, WI
 Welder, Cubic Designs, Inc., New Berlin, WI
 Welder, Lapham-Hickey Steel, Oshkosh, WI
 Welder, Mercury Marine, Fond du Lac, WI
 Welder, Pierce Manufacturing, Appleton, WI
 Welder, SMC Metal Fabricators, Oshkosh, WI

Note: Salary and work hours are computed from records of respondents working 35 or more hours per week in a job related to their training.

Welding/Metal Fabrication**

314571

Technical Diploma

	<i>Class of 2015</i>	<i>Class of 2010*</i>	<i>Class of 2010*</i>
	<i>6 Months After Graduation</i>	<i>6 Months After Graduation</i>	<i>5 Years After Graduation</i>
Total Number of Graduates	33	13	14
Number Responding	20	7	10
Total Employed	15	6	10
Percent Employed***	94%	86%	100%
Related Employment	13	4	5
Unrelated Employment	2	2	5
Seeking Employment	1	1	-
Not in Labor Market	4	-	-
Employed in the District	11 of 15	3 of 6	1 of 10
Median Annual Salary	31,640	27,040	40,000
Average Annual Salary	33,936 (10)	27,040 (4)	44,121 (5)
Range of Annual Salary	24,960 - 48,880	24,960 - 29,120	37,606 - 58,240
Average Hourly Rate	16.32 (10)	13 (4)	21.21 (5)
Average Hours Per Week	42 (11)	40 (4)	51 (5)
Employed Full Time	11	4	5
Employed Part Time	2	-	-
Range of Hours Per Week	40 - 55	40 - 40	40 - 74

*** of those available for employment (number responding minus those not in the labor market)
() = number of graduates responding

*Variations in state reporting impacts graduate counts.

**Official Title: Metal Fabrication/Welding

Job listed in Wisconsin TechConnect	Full-time	Part-time
FVTC District (5 counties):	92	2
New North (FVTC 5 counties + 13 Northeast WI counties):	92	2
Wisconsin:	150	3

Actual positions held by 2015 graduates:

Assembler / Welder, Powergrid Solutions Inc., Oshkosh, WI
Assembler/Fabricator, Fritsch Equipment Corporation, De Pere, WI
Metal Fab/Welder, Mike's Welding & Repair, Freedom, WI
Welder, Amerequip, Kiel, WI
Welder, American Custom Metal Fabricating Inc., Green Bay, WI
Welder, MetalCraft Tool & Die, Ixonia, WI
Welder, Oshkosh Corporation, Oshkosh, WI
Welder, Pierce Manufacturing, Appleton, WI
Welder, Steel King Industries, New London, WI
Welder, TNS Welding, Menasha, WI
Welder/ Fabricator, Metal Products, Appleton, WI

Note: Salary and work hours are computed from records of respondents working 35 or more hours per week in a job related to their training.

Fox Valley Technical College: 2016 Graduate Employment Research Report of 2014-15 Graduates

Wood Manufacturing Technology
314093
Technical Diploma

	<i>Class of 2015</i>	<i>Class of 2010*</i>	<i>Class of 2010*</i>
	6 Months After Graduation	6 Months After Graduation	5 Years After Graduation
Total Number of Graduates	6	16	17
Number Responding	4	14	10
Total Employed	4	11	9
Percent Employed***	100%	92%	90%
Related Employment	4	11	8
Unrelated Employment	-	-	1
Seeking Employment	-	1	1
Not in Labor Market	-	2	-
Employed in the District	3 of 4	6 of 11	6 of 9
Median Annual Salary	31,793	24,076	-
Average Annual Salary	32,120 (4)	24,635 (8)	42,480 (3)
Range of Annual Salary	27,456 - 37,440	20,800 - 29,120	37,440 - 50,000
Average Hourly Rate	15.44 (4)	11.84 (8)	20.42 (3)
Average Hours Per Week	44 (4)	44 (11)	45 (8)
Employed Full Time	4	11	8
Employed Part Time	-	-	-
Range of Hours Per Week	40 - 55	40 - 50	40 - 55

*** of those available for employment (number responding minus those not in the labor market)
 () = number of graduates responding

**Variations in state reporting impacts graduate counts.*

Job listed in Wisconsin TechConnect	Full-time	Part-time
FVTC District (5 counties):	46	3
New North (FVTC 5 counties + 13 Northeast WI counties):	50	3
Wisconsin:	52	3

Actual positions held by 2015 graduates:

Cabinet Maker, Timber Innovations, Kimberly, WI
 CNC Router Operator/Fabricator, Shapes Unlimited, Inc., Little Chute, WI
 Laminator & Veneering, Shapes Unlimited, Inc., Little Chute, WI
 Prototyping and Exhibit Fabricator, ConceptWorks, Elkhart Lake, WI

Note: Salary and work hours are computed from records of respondents working 35 or more hours per week in a job related to their training.

Pharmacy Technician
315361
Technical Diploma
SHARED PROGRAM – Lakeshore Technical College (LTC)

	<i>Class of 2014</i>	<i>Class of 2009</i>	<i>Class of 2009</i>
	6 Months After Graduation	<i>6 Months After Graduation</i>	<i>5 Years After Graduation</i>
Total Number of Graduates	24		
Number Responding	15		
Total Employed	11		
Percent Employed	92%		
Related Employment	9		
Unrelated Employment	2		
Seeking Employment	1		
Not in Labor Market	3		
Median Annual Salary	26,196		
Average Annual Salary	25,197		
Range of Annual Salary	15,600 - 33,589		
Average Hourly Rate	12.12		
Employed Full Time	6		
Employed Part Time	3		
		<i>Five year graduate data not available</i>	

Note: Salary and work hours are computed from records of respondents working 35 or more hours per week in a job related to their training.

Wind Energy Technology
104821
Associate in Applied Science Degree
SHARED PROGRAM – Lakeshore Technical College (LTC)

	<i>Class of 2014</i>	<i>Class of 2009</i>	<i>Class of 2009</i>
	6 Months After Graduation	<i>6 Months After Graduation</i>	<i>5 Years After Graduation</i>
Total Number of Graduates	9		
Number Responding	9		
Total Employed	9		
Percent Employed	100%		
Related Employment	8		
Unrelated Employment	1		
Seeking Employment	-		<i>Five year graduate data not available</i>
Not in Labor Market	-		
Median Annual Salary	45,491		
Average Annual Salary	43,845		
Range of Annual Salary	20,000 - 62,005		
Average Hourly Rate	16.73		
Employed Full Time	8		
Employed Part Time	0		

Note: Salary and work hours are computed from records of respondents working 35 or more hours per week in a job related to their training.